

(19) World Intellectual Property
Organization
International Bureau



(43) International Publication Date
19 February 2004 (19.02.2004)

PCT

(10) International Publication Number
WO 2004/014998 A2

- (51) International Patent Classification⁷: C08K 5/01,
C08L 23/02
- (21) International Application Number:
PCT/US2003/025149
- (22) International Filing Date: 12 August 2003 (12.08.2003)
- (25) Filing Language: English
- (26) Publication Language: English
- (30) Priority Data:

60/402,665	12 August 2002 (12.08.2002)	US
Not furnished	4 August 2003 (04.08.2003)	US
Not furnished	4 August 2003 (04.08.2003)	US
- (71) Applicant (for all designated States except US): EXXON-MOBIL CHEMICAL PATENTS INC. [US/US]; 5200 Bayway Drive, Baytown, TX 77520-2101 (US).
- (72) Inventors; and
- (75) Inventors/Applicants (for US only): YANG, Henry, Wu-Hsiang [US/US]; 4818 River Hill Drive, Kingwood, TX 77345 (US). LI, Wen [—/—]; 5200 Bayway Drive,

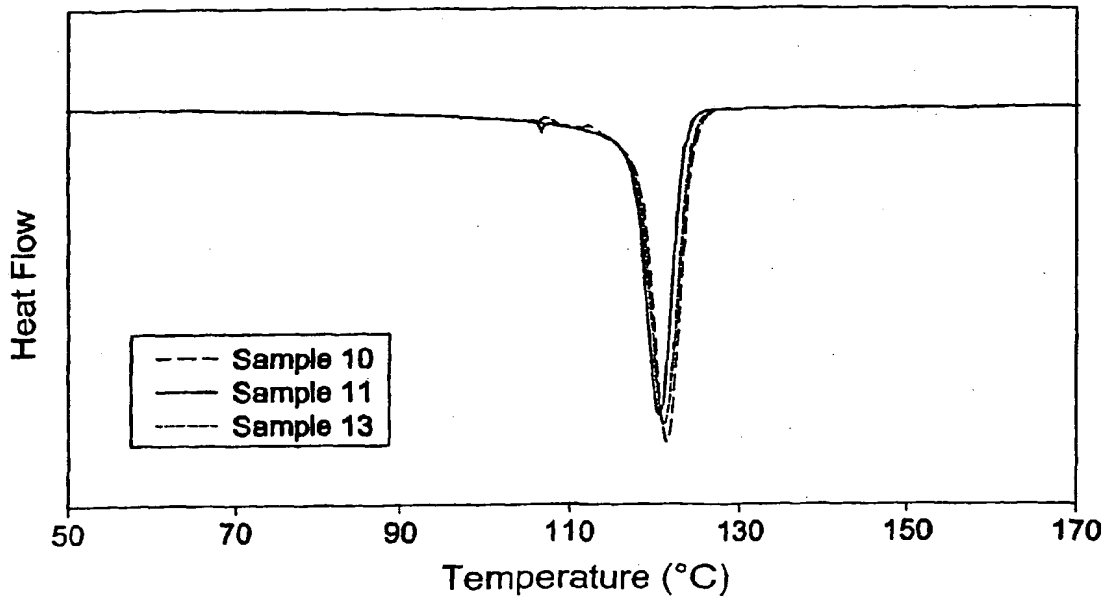
Baytown, TX 77520-2101 (US). LUNDMARK, Bruce [—/US]; 9418 Laurel Wind Ct., Houston, TX 77040 (US). LIN, Chon-Yie [US/US]; 3811 Park Center Court, Houston, TX 77059 (US). CHENG, Chia, Yung [US/US]; 902 Live Oak Lane, Seabrook, TX 77886 (US). CHAPMAN, Bryan, R. [US/US]; 1653 Norfolk Street, Houston, TX 77006 (US). EISELT, Petra [—/—]; 5200 Bayway Drive, Baytown, TX 77520-2101 (US). OURIEVA, Galina [—/—]; 5200 Bayway Drive, Baytown, TX 77520-2101 (US). VARMA-NAIR, Manika [—/—]; 5200 Bayway Drive, Baytown, TX 77520-2101 (US). COFFEY, James, N. [—/—]; 5200 Bayway Drive, Baytown, TX 77520-2101 (US). SCHREGENBERGER, Sandra, Denise [—/—]; 5 Hope Court, Hillsborough, NJ 08844 (US). LOHSE, David, J. [US/US]; 556 Stoney Brook Drive, Bridgewater, NJ 08807 (US). YANG, Norman [US/US]; 2 Normandy Drive, Westfield, NJ 07090 (US). ZUDOCK, Jeffery [—/—]; 5200 Bayway Drive, Baytown, TX 77520-2101 (US). WITTENBRINK, Robert, J. [US/US]; 6018 River Chase Trail, Kingwood, TX 77345 (US).

(74) Agents: BELL, Catherine, L. et al.; ExxonMobil Chemical Company, P.O. Box 2149, Baytown, TX 77522-2149 (US).

[Continued on next page]

(54) Title: PLASTICIZED POLYOLEFIN COMPOSITIONS

DSC Crystallization of Plasticized Propylene Random Copolymers



(57) Abstract: The present invention relates to plasticized polyolefin compositions comprising a polyolefin and a non-functionalized hydrocarbon plasticizer.

WO 2004/014998 A2



(81) **Designated States (national):** AE, AG, AL, AM, AT, AU, AZ, BA, BB, BG, BR, BY, BZ, CA, CH, CN, CO, CR, CU, CZ, DE, DK, DM, DZ, EC, EE, ES, FI, GB, GD, GE, GH, GM, HR, HU, ID, IL, IN, IS, JP, KE, KG, KP, KR, KZ, LC, LK, LR, LS, LT, LU, LV, MA, MD, MG, MK, MN, MW, MX, MZ, NI, NO, NZ, OM, PG, PH, PL, PT, RO, RU, SC, SD, SE, SG, SK, SL, SY, TJ, TM, TN, TR, TT, TZ, UA, UG, US, UZ, VC, VN, YU, ZA, ZM, ZW.

(84) **Designated States (regional):** ARIPO patent (GH, GM, KE, LS, MW, MZ, SD, SL, SZ, TZ, UG, ZM, ZW), Eurasian patent (AM, AZ, BY, KG, KZ, MD, RU, TJ, TM),

European patent (AT, BE, BG, CH, CY, CZ, DE, DK, EE, ES, FI, FR, GB, GR, HU, IE, IT, LU, MC, NL, PT, RO, SE, SI, SK, TR), OAPI patent (BF, BJ, CF, CG, CI, CM, GA, GN, GQ, GW, ML, MR, NE, SN, TD, TG).

Published:

— without international search report and to be republished upon receipt of that report

For two-letter codes and other abbreviations, refer to the "Guidance Notes on Codes and Abbreviations" appearing at the beginning of each regular issue of the PCT Gazette.

PLASTICIZED POLYOLEFIN COMPOSITIONS

FIELD OF THE INVENTION:

The present invention relates to plasticized polyolefins comprising a polyolefin and a non-functionalized plasticizer. More particularly, the present invention relates to plasticized polyolefins such as propylene polymers and or butene polymers having improved properties such as processability, flexibility, softness, and impact resistance.

10 BACKGROUND OF THE INVENTION

Polyolefins are useful in any number of everyday articles. However, one drawback to many polyolefins, especially propylene homopolymers and some propylene copolymers, is their relatively high glass transition temperature. This characteristic makes these polyolefins brittle, especially at low temperatures. Many applications of polyolefins benefit from having useful properties over a broad range of temperatures; consequently, there is a need to provide polyolefins that can maintain desirable characteristics such as high or low temperature performance, etc., while maintaining or improving upon the impact strength and toughness at lower temperatures. In particular, it would be advantageous to provide a propylene polymer possessing improved toughness and or high use temperature without sacrificing its other desirable properties.

Addition of a plasticizer or other substance to a polyolefin is one way to improve such properties as impact strength and toughness. Some patent disclosures directed to such an end are US 4,960,820; US 4,132,698; US 3,201,364; WO 02/31044; WO 01/18109 A1; and EP 0 300 689 A2. These disclosures are directed to polyolefins and elastomers blended with functionalized plasticizers. The functionalized plasticizers are materials such as mineral oils which contain aromatic groups, and high (greater than -20°C) pour point compounds. Use of these compounds typically does not preserve the transparency of the polyolefin, and impact strength is often not improved.

WO 98/44041 discloses plastic based sheet like material for a structure, especially a floor covering, which contains in a blend a plastic matrix comprising a chlorine free polyolefin or mixture of polyolefins and a plasticizer characterized in that the plasticizer is an oligomeric polyalphaolefin type substance.

5

Other background references include EP 0 448 259 A, EP 1 028 145 A, US Patent Nos. 4,073,782, and 3,415,925.

What is needed is a polyolefin with lower flexural modulus, lower glass transition temperature, and higher impact strength near and below 0°C, while not materially influencing the peak melting temperature of the polyolefin, the polyolefin crystallization rate, or its clarity, and with minimal migration of plasticizer to the surface of fabricated articles. A plasticized polyolefin according to this invention can fulfill these needs. More specifically, there is a need for a plasticized polypropylene that can be used in such applications as food containers and toys.

Likewise, a plasticized polyolefin with improved softness, better flexibility (lower flexural modulus), a depressed glass transition temperature, and or improved impact strength (improved Gardner impact) at low temperatures (below 0°C), where the melting temperature of the polyolefin, the polyolefin crystallization rate, or its clarity are not influenced and with minimal migration of the plasticizer to the surface of articles made therefrom is desirable.

It would be particularly desirable to plasticize polyolefins by using a simple, non-reactive compound such as a paraffin. However, it has been taught that aliphatic or paraffinic compounds would impair the properties of polyolefins, and was thus not recommended. (See, e.g., CHEMICAL ADDITIVES FOR PLASTICS INDUSTRY 107-116 (Radian Corp., Noyes Data Corporation, NJ 1987); WO 01/18109 A1).

Mineral oils, which have been used as extenders, softeners, and the like in various

applications, consist of thousands of different compounds, many of which are undesirable in a lubricating system. Under moderate to high temperatures these compounds can volatilize and oxidize, even with the addition of oxidation inhibitors.

5

Certain mineral oils, distinguished by their viscosity indices and the amount of saturates and sulfur they contain, have been classified as Hydrocarbon Basestock Group I, II or III by the American Petroleum Institute (API). Group I basestocks are solvent refined mineral oils. They contain the most unsaturates and sulfur and have the lowest viscosity indices. They define the bottom tier of lubricant performance. Group I basestocks are the least expensive to produce, and they currently account for about 75 percent of all basestocks. These comprise the bulk of the "conventional" basestocks. Groups II and III are the High Viscosity Index and Very High Viscosity Index basestocks. They are hydroprocessed mineral oils. The Group III oils contain less unsaturates and sulfur than the Group I oils and have higher viscosity indices than the Group II oils do. Additional basestocks, named Groups IV and V, are also used in the basestock industry. Rudnick and Shubkin describe the five basestock Groups as typically being:

Group I - mineral oils refined using solvent extraction of aromatics, solvent dewaxing, hydrofining to reduce sulfur content to produce mineral oils with sulfur levels greater than 0.03 weight %, saturates levels of 60 to 80 % and a viscosity index of about 90;

Group II - mildly hydrocracked mineral oils with conventional solvent extraction of aromatics, solvent dewaxing, and more severe hydrofining to reduce sulfur levels to less than or equal to 0.03 weight % as well as removing double bonds from some of the olefinic and aromatic compounds, saturate levels are greater than 95-98% and VI is about 80-120;

Group III - severely hydrotreated mineral oils with saturates levels of some oils virtually 100%, sulfur contents are less than or equal to 0.03 weight % (preferably between 0.001 and 0.01%) and VI is in excess of 120;

Group IV - poly-alpha-olefins- hydrocarbons manufactured by the catalytic oligomerization of linear olefins having 6 or more carbon atoms. In industry

however, the Group IV basestocks are referred to as "polyalphaolefins" are generally thought of as a class of synthetic basestock fluids produced by oligomerizing C₄ and greater alphaolefins; and

5 Group V - esters, polyethers, polyalkylene glycols, and includes all other basestocks not included in Groups I, II, III and IV. (see *Synthetic Lubricants and High-Performance Functional Fluids*, Second edition, Rudnick, Shubkin, eds., Marcel Dekker, Inc. New York, 1999.)

Other references of interest include: US 5,869,555, US4,210,570, US 10 4,110,185, GB 1,329,915, US 3,201,364, US 4,774,277, JP01282280, FR2094870, JP69029554, Rubber Technology Handbook, Werner Hoffman, Hanser Publishers, New York, 1989, pg294-305, Additives for Plastics, J. Stepek, H. Daoust, Springer Verlag, New York, 1983, pg- 6-69.

15 US 4,536,537 discloses blends of LLDPE (UC 7047), polypropylene (5520) and Synfluid 2CS, 4CS, or 6CS having a viscosity of 4.0 to 6.5 cSt at 100°F/38°C, however the Synfluid 4CS and 8CS are reported to "not work" (col 3, ln 12).

SUMMARY OF THE INVENTION:

20

This invention relates to plasticized polyolefin compositions comprising one or more polyolefins and one or more non-functionalized plasticizers ("NFP").

25 This invention relates to plasticized polyolefin compositions comprising one or more polyolefins and one or more non-functionalized plasticizers ("NFP's") where the non-functionalized plasticizer has a kinematic viscosity ("KV") of 2 cSt or less at 100 °C. For purposes of this invention if the NFP has a flash point of less than 100 °C it is defined to have a KV at 100°C of less than 2 cSt.

30 This invention also relates to plasticized polyolefin compositions comprising one or more polyolefins and one or more non-functionalized plasticizers where the non-functionalized plasticizer is a polyalphaolefin

comprising oligomers of C₅ to C₁₄ olefins having a Kinematic viscosity of 10 cSt or more at 100 °C and a viscosity index of 120 or more.

This invention also relates to plasticized polypropylene compositions comprising polypropylene and one or more non-functionalized plasticizers where the non-functionalized plasticizer comprises oligomers of C₅ to C₁₄ olefins having viscosity index of 120 or more, provided that when the plasticized composition comprises between 4 and 10 weight % of polyalphaolefin that is a hydrogenated, highly branched dimer of an alpha olefin having 8-12 carbon atoms, the composition does not comprises between 18 and 25 weight percent of a linear low density polyethylene having a density of 0.912 to 0.935 g/cc.

This invention also relates to plasticized polypropylene compositions comprising polypropylene and one or more non-functionalized plasticizers where the non-functionalized plasticizer comprises oligomers of C₆ to C₁₄ olefins having viscosity index of 120 or more, provided that when the composition does not comprises an impact copolymer of polypropylene and 40-50 weight% of an ethylene propylene rubber or provided that the composition does not comprise a random copolymer of propylene and ethylene.

This invention also relates to plasticized polyolefin compositions comprising one or more polyolefins and one or more non-functionalized plasticizers where the non-functionalized plasticizer comprises linear and or branched paraffinic hydrocarbon compositions produced by one or more gas to liquids process having a number average molecular weight of 500 to 20,000.

BRIEF DESCRIPTION OF DRAWINGS

Figure 1 is a graphical representation of the Storage Modulus (E') as a function of temperature for various plasticized propylene homopolymer examples cited herein;

Figure 2 is a graphical representation of the Tan δ as a function of

temperature for various plasticized propylene homopolymer examples cited herein;

Figure 3 is a graphical representation of the $\text{Tan } \delta$ as a function of temperature for various plasticized propylene copolymer examples cited herein;

Figure 4 is a graphical representation of the $\text{Tan } \delta$ as a function of temperature for various plasticized propylene impact copolymer examples cited herein;

10

Figure 5 is a graphical representation of the melting heat flow from DSC as a function of temperature for various plasticized propylene homopolymer samples illustrative of the invention;

Figure 6 is a graphical representation of the crystallization heat flow from DSC as a function of temperature for various samples plasticized propylene homopolymer samples illustrative of the invention;

Figure 7 is a graphical representation of the melting heat flow from DSC as a function of temperature for various plasticized propylene copolymer samples illustrative of the invention;

Figure 8 is a graphical representation of the crystallization heat flow from DSC as a function of temperature for various plasticized propylene copolymer samples illustrative of the invention;

Figure 9 is a graphical representation of the melting heat flow from DSC as a function of temperature for various plasticized propylene impact copolymer samples illustrative of the invention;

30

Figure 10 is a graphical representation of the crystallization heat flow from DSC as a function of temperature for various plasticized propylene impact

copolymer samples illustrative of the invention;

Figure 11 is a graphical representation of the shear viscosity as a function of shear rate for various plasticized propylene homopolymer samples illustrative of the invention;

Figure 12 is a graphical representation of the shear viscosity as a function of shear rate for various plasticized propylene copolymer samples illustrative of the invention;

Figure 13 is a graphical representation of the shear viscosity as a function of shear rate for various plasticized propylene impact copolymer samples illustrative of the invention; and

Figure 14 is a graphical representation of the molecular weight distribution for various plasticized propylene homopolymer samples illustrative of the invention.

DEFINITIONS

For purposes of this invention and the claims thereto when a polymer or oligomer is referred to as comprising an olefin, the olefin present in the polymer or oligomer is the polymerized or oligomerized form of the olefin, respectively. Likewise the use of the term polymer is meant to encompass homopolymers and copolymers. In addition the term copolymer includes any polymer having 2 or more monomers. Thus, as used herein, the term "polypropylene" means a polymer made of at least 50% propylene units, preferably at least 70% propylene units, more preferably at least 80% propylene units, even more preferably at least 90% propylene units, even more preferably at least 95% propylene units or 100% propylene units.

For purposes of this invention an oligomer is defined to have an Mn of less than 21,000 g/mol, preferably less than 20,000 g/mol, preferably less than 19,000

g/mol, preferably less than 18,000 g/mol, preferably less than 16,000 g/mol, preferably less than 15,000 g/mol, preferably less than 13,000 g/mol, preferably less than 10,000 g/mol, preferably less than 5000 g/mol, preferably less than 3000 g/mol.

5

For purposes of this invention and the claims thereto Group I, II, and III basestocks are defined to be mineral oils having the following properties:

	<u>Saturates (wt%)</u>	<u>Sulfur (wt%)</u>	<u>Viscosity Index</u>
Group I	<90 &/or	>0.03% &	≥80 & <120
Group II	≥90 &	≤0.03% &	≥80 & <120
Group III	≥90 &	≤0.03% &	≥120

DETAILED DESCRIPTION OF THE INVENTION

10

This invention relates to plasticized polyolefin compositions comprising one or more polyolefins and one or more non-functionalized plasticizers ("NFP").

Typically, the polyolefin(s) are present in the compositions of the present invention at from 40 wt% to 99.9 wt% (based upon the weight of the polyolefin and the NFP) in one embodiment, and from 50 wt% to 99 wt% in another embodiment, and from 60 wt% to 98 wt% in yet another embodiment, and from 70 wt% to 97 wt% in yet another embodiment, and from 80 wt% to 97 wt% in yet another embodiment, and from 90 wt% to 98 wt% in yet another embodiment, wherein a desirable range may be any combination of any upper wt% limit with any lower wt% limit described herein.

20

In another embodiment the plasticized polyolefin comprises polypropylene present at 50 to 99.99 weight %, alternately 60 to 99 weight %, alternately 70 to 98 weight %, alternately 80 to 97 weight %, alternately 90 to 96 weight %, and the NFP is present at 50 to 0.01 weight %, alternately 40 to 1 weight %, alternately 30 to 2 weight %, alternately 20 to 3 weight %, alternately 10 to 4 weight %, based

25

upon the weight of the polypropylene and the NFP.

In another embodiment the plasticized polyolefin comprises polybutene present at 50 to 99.99 weight %, alternately 60 to 99 weight %, alternately 70 to 98 weight %, alternately 80 to 97 weight %, alternately 90 to 96 weight %, and the NFP is present at 50 to 0.01 weight %, alternately 40 to 1 weight %, alternately 30 to 2 weight %, alternately 20 to 3 weight %, alternately 10 to 4 weight %, based upon the weight of the polybutene and the NFP.

10 In another embodiment the polyolefin comprises polypropylene and or polybutene and NFP is present at 0.01 to 50 weight %, more preferably 0.05 to 45 weight %, more preferably 0.5 to 40 weight %, more preferably 1 to 35 weight %, more preferably 2 to 30 weight %, more preferably 3 to 25 weight %, more preferably 4 to 20 weight %, more preferably 5 to 15 weight %, based upon the weight of the polypropylene and the NFP. In another embodiment, the NFP is present at 1 to 15 weight %, preferably 1 to 10 weight %, based upon the weight of the polypropylene and or polybutene and the NFP.

In another embodiment the NFP is present at more than 3 weight %, based upon the weight of the polyolefin and the NFP.

For purposes of this invention and the claims thereto the amount of NFP in a given composition is determined by the extraction technique described below as Method 1: Extraction. The CRYSTAF method also described is for comparison purposes.

For purposes of this invention and the claims thereto when melting point is referred to and there is a range of melting temperatures, the melting point is defined to be the peak melting temperature from a DSC trace as described below.

30

Non-Functionalized Plasticizer

The polyolefin compositions of the present invention include a non-

functionalized plasticizer ("NFP"). The NFP of the present invention is a compound comprising carbon and hydrogen, and does not include to an appreciable extent functional groups selected from hydroxide, aryls and substituted aryls, halogens, alkoxys, carboxylates, esters, carbon unsaturation, acrylates, oxygen, nitrogen, and carboxyl. By "appreciable extent", it is meant that these groups and compounds comprising these groups are not deliberately added to the NFP, and if present at all, are present at less than 5 wt% by weight of the NFP in one embodiment, more preferably less than 4 weight %, more preferably less than 3 weight %, more preferably less than 2 weight %, more preferably less than 1 weight %, more preferably less than 0.7 weight %, more preferably less than 0.5 weight %, more preferably less than 0.3 weight %, more preferably less than 0.1 weight %, more preferably less than 0.05 weight %, more preferably less than 0.01 weight %, more preferably less than 0.001 weight %, based upon the weight of the NFP.

15

In one embodiment, the NFP comprises C₆ to C₂₀₀ paraffins, and C₈ to C₁₀₀ paraffins in another embodiment. In another embodiment, the NFP consists essentially of C₆ to C₂₀₀ paraffins, and consists essentially of C₈ to C₁₀₀ paraffins in another embodiment. For purposes of the present invention and description herein, the term "paraffin" includes all isomers such as n-paraffins, branched paraffins, isoparaffins, and may include cyclic aliphatic species, and blends thereof, and may be derived synthetically by means known in the art, or from refined crude oil in such a way as to meet the requirements described for desirable NFPs described herein. It will be realized that the classes of materials described herein that are useful as NFPs can be utilized alone or admixed with other NFPs described herein in order to obtain desired properties.

This invention further relates to plasticized polyolefin compositions comprising one or more polyolefins and one or more non-functionalized plasticizers ("NFP's") where the non-functionalized plasticizer has a kinematic viscosity ("KV") of 2 cSt or less at 100 °C, preferably 1.5 cSt or less, preferably 1.0 cSt or less, preferably 0.5 cSt or less (as measured by ASTM D 445). In

30

another embodiment the NFP having a KV of 2 cSt or less at 100 °C also has a glass transition temperature (Tg) that cannot be determined by ASTM E 1356 or if it can be determined then the Tg according to ASTM E 1356 is less than 30°C preferably less than 20°C, more preferably less than 10°C, more preferably less than 0°C, more preferably less than -5 °C, more preferably less than -10 °C, more preferably less than -15 °C.

In another embodiment the NFP having a KV of 2 cSt or less at 100 °C, optionally having a glass transition temperature (Tg) that cannot be determined by ASTM
10 ASTM E 1356 or if it can be determined then the Tg according to ASTM E 1356 is less than 30°C preferably less than 20°C, more preferably less than 10°C, more preferably less than 0°C, more preferably less than -5 °C, has one or more of the following properties:

- 15 1. a distillation range as determined by ASTM D 86 having a difference between the upper temperature and the lower temperature of 40 °C or less, preferably 35 °C or less, preferably 30 °C or less, preferably 25 °C or less, preferably 20 °C or less, preferably 15 °C or less, preferably 10 °C or less, preferably between 6 and 40 °C, preferably between 6 and 30 °C; and or
20
2. an initial boiling point as determined by ASTM D 86 greater than 100 °C, preferably greater than 110 °C, preferably greater than 120 °C, preferably greater than 130 °C, preferably greater than 140 °C, preferably greater than 150 °C, preferably greater than 160 °C, preferably greater than 170 °C,
25 preferably greater than 180 °C, preferably greater than 190 °C, preferably greater than 200 °C, preferably greater than 210 °C, preferably greater than 220 °C, preferably greater than 230 °C, preferably greater than 240 °C; and
or
- 30 3. a pour point of 10 °C or less (as determined by ASTM D 97), preferably 0 °C or less, preferably -5 °C or less, preferably -15 °C or less, preferably -40 °C or less, preferably -50 °C or less, preferably -60 °C or less; and or

4. a specific gravity (ASTM D 4052, 15.6/15.6°C) of less than 0.88, preferably less than 0.85, preferably less than 0.80, preferably less than 0.75, preferably less than 0.70, preferably from 0.65 to 0.88, preferably
5 from 0.70 to 0.86, preferably from 0.75 to 0.85, preferably from 0.79 to 0.85, preferably from 0.800 to 0.840; and or
5. a final boiling point as determined by ASTM D 86 of from 115°C to 500°C, preferably from 200°C to 450°C, preferably from 250 °C to 400°C; and or
10
6. a weight average molecular weight (Mw) between 2,000 and 100 g/mol, preferably between 1500 and 150, more preferably between 1000 and 200; and or
- 15 7. a number average molecular weight (Mn) between 2,000 and 100 g/mol, preferably between 1500 and 150, more preferably between 1000 and 200; and or
8. a flash point as measured by ASTM D 56 of -30 to 150°C, and or
20
9. a dielectric constant at 20°C of less than 3.0, preferably less than 2.8, preferably less than 2.5, preferably less than 2.3, preferably less than 2.1; and or
- 25 10. a density (ASTM 4052, 15.6/15.6°C) of from 0.70 to 0.83 g/cm³; and or
11. a viscosity (ASTM 445, 25°C) of from 0.5 to 20 cSt at 25°C; and or
12. a carbon number of from 6 to 150, preferably from 7 to 100, preferably 10
30 to 30, preferably 12 to 25.

In certain embodiments of the invention the NFP having a KV of 2 cSt or

less at 100 °C preferably comprises at least 50 weight%, preferably at least 60 wt%, preferably at least 70 wt%, preferably at least 80 wt%, preferably at least 90 wt%, preferably at least 95 wt% preferably 100 wt% of C₆ to C₁₅₀ isoparaffins, preferably C₆ to C₁₀₀ isoparaffins, preferably C₆ to C₂₅ isoparaffins, more preferably C₈ to C₂₀ isoparaffins. By isoparaffin is meant that the paraffin chains possess C₁ to C₁₀ alkyl branching along at least a portion of each paraffin chain. More particularly, the isoparaffins are saturated aliphatic hydrocarbons whose molecules have at least one carbon atom bonded to at least three other carbon atoms or at least one side chain (*i.e.*, a molecule having one or more tertiary or quaternary carbon atoms), and preferably wherein the total number of carbon atoms per molecule is in the range between 6 to 50, and between 10 and 24 in another embodiment, and from 10 to 15 in yet another embodiment. Various isomers of each carbon number will typically be present. The isoparaffins may also include cycloparaffins with branched side chains, generally as a minor component of the isoparaffin. Preferably the density (ASTM 4052, 15.6/15.6°C) of these isoparaffins ranges from 0.70 to 0.83 g/cm³; the pour point is -40°C or less, preferably -50°C or less, the viscosity (ASTM 445, 25°C) is from 0.5 to 20 cSt at 25°C; and the average molecular weights in the range of 100 to 300 g/mol. Suitable isoparaffins are commercially available under the tradename ISOPAR (ExxonMobil Chemical Company, Houston TX), and are described in, for example, US 6,197,285, 3,818,105 and 3,439,088, and sold commercially as ISOPAR series of isoparaffins, some of which are summarized in Table 1.

Table 1. ISOPAR Series Isoparaffins

Name	distillation range (°C)	pour point (°C)	Avg. Specific Gravity	Viscosity @ 25°C (cSt)	saturates and aromatics (wt%)
ISOPAR E	117-136	-63	0.72	0.85	<0.01
ISOPAR G	161-176	-57	0.75	1.46	<0.01
ISOPAR H	178-188	-63	0.76	1.8	<0.01
ISOPAR K	179-196	-60	0.76	1.85	<0.01
ISOPAR L	188-207	-57	0.77	1.99	<0.01
ISOPAR M	223-254	-57	0.79	3.8	<0.01
ISOPAR V	272-311	-63	0.82	14.8	<0.01

In another embodiment, the isoparaffins are a mixture of branched and normal paraffins having from 6 to 50 carbon atoms, and from 10 to 24 carbon atoms in another embodiment, in the molecule. The isoparaffin composition has a ratio of branch paraffin to n-paraffin ratio (branch paraffin:n-paraffin) ranging from 0.5:1 to 9:1 in one embodiment, and from 1:1 to 4:1 in another embodiment. The isoparaffins of the mixture in this embodiment contain greater than 50 wt% (by total weight of the isoparaffin composition) mono-methyl species, for example, 2-methyl, 3-methyl, 4-methyl, 5-methyl or the like, with minimum formation of branches with substituent groups of carbon number greater than 1, such as, for example, ethyl, propyl, butyl or the like, based on the total weight of isoparaffins in the mixture. In one embodiment, the isoparaffins of the mixture contain greater than 70 wt% of the mono-methyl species, based on the total weight of the isoparaffins in the mixture. The isoparaffinic mixture boils within a range of from 100°C to 350°C in one embodiment, and within a range of from 110°C to 320°C in another embodiment. In preparing the different grades, the paraffinic mixture is generally fractionated into cuts having narrow boiling ranges, for example, 35°C boiling ranges. These branch paraffin/n-paraffin blends are described in, for example, US 5,906,727.

Other suitable isoparaffins are also commercial available under the trade names SHELLSOL (by Shell), SOLTROL (by Chevron Phillips) and SASOL (by Sasol Limited). SHELLSOL is a product of the Royal Dutch/Shell Group of Companies, for example Shellsol TM (boiling point = 215-260°C). SOLTROL is a product of Chevron Phillips Chemical Co. LP, for example SOLTROL 220 (boiling point = 233-280°C). SASOL is a product of Sasol Limited (Johannesburg, South Africa), for example SASOL LPA-210, SASOL-47 (boiling point = 238-274°C).

In certain embodiments of the invention the NFP having a KV of 2 cSt or less at 100 °C preferably comprises at least 50 weight%, preferably at least 60 wt%, preferably at least 70 wt%, preferably at least 80 wt%, preferably at least 90 wt%,

preferably at least 95 wt% preferably 100 wt% of C₅ to C₂₅ n-paraffins, preferably C₅ to C₂₀ n-paraffins, preferably C₅ to C₁₅ n-paraffins having less than 0.1%, preferably less than 0.01% aromatics. In preferred embodiments the n-paraffins have a distillation range of 30 °C or less, preferably 20 °C or less, and or an initial
 5 boiling point greater than 150 °C, preferably greater than 200°C, and or a specific gravity of from 0.65 to 0.85, preferably from 0.70 to 0.80, preferably from 0.75 to 0.80, and or a flash point greater than 60 °C, preferably greater than 90°C, preferably greater than 100°C, preferably greater than 120°C.

- 10 Suitable n-paraffins are commercially available under the tradename NORPAR (ExxonMobil Chemical Company, Houston TX), and are sold commercially as NORPAR series of n-paraffins, some of which are summarized in Table 1a.

Table 1a. NORPAR Series n-paraffins

Name	distillation range (°C)	pour point (°C)	Avg. Specific Gravity)	Viscosity @ 25°C (cSt)	saturates and aromatics (wt%)
NORPAR 12	189-218		0.75	1.6	<0.01
NORPAR 13	222-242		0.76	2.4	<0.01
NORPAR 14	241-251		0.77	2.8	<0.01
NORPAR 15	249-274	7	0.77	3.3	<0.01

15

In certain embodiments of the invention the NFP having a KV of 2 cSt or less at 100 °C preferably comprises at least 50 weight%, preferably at least 60 wt%, preferably at least 70 wt%, preferably at least 80 wt%, preferably at least 90 wt%, preferably at least 95 wt% preferably 100 wt% of a dearomatized aliphatic
 20 hydrocarbon comprising a mixture of normal paraffins, isoparaffins and cycloparaffins. Typically they are a mixture of C₄ to C₂₅ normal paraffins, isoparaffins and cycloparaffins, preferably C₅ to C₁₈, preferably C₅ to C₁₂. They contain very low levels of aromatic hydrocarbons, preferably less than 0.1, preferably less than 0.01 aromatics. In preferred embodiments the dearomatized
 25 aliphatic hydrocarbons have a distillation range of 30 °C or less, preferably 20 °C

or less, and or an initial boiling point greater than 110 °C, preferably greater than 200°C, and or a specific gravity (15.6/15.6°C) of from 0.65 to 0.85, preferably from 0.70 to 0.85, preferably from 0.75 to 0.85, preferably from 0.80 to 0.85 and or a flash point greater than 60 °C, preferably greater than 90°C, preferably greater than 100°C, preferably greater than 110°C.

Suitable dearomatized aliphatic hydrocarbons are commercially available under the tradename EXXSOL (ExxonMobil Chemical Company, Houston TX), and are sold commercially as EXXSOL series of dearomatized aliphatic hydrocarbons, some of which are summarized in Table 1b.

Table 1b. EXXSOL Series

Name	distillation range (°C)	pour point (°C)	Avg. Specific Gravity	Viscosity @ 25°C (cSt)	saturates and aromatics (wt%)
EXXSOL isopentane			0.63	0.3	-
EXXSOL methylpentane naphtha	59-62		0.66	0.5	-
EXXSOL hexane fluid	66-69		0.67	0.5	-
EXXSOL DSP 75/100	78-99		0.72	0.6	-
EXXSOL heptane fluid	94-99		0.70	0.6	-
EXXSOL DSP 90/120 Naphtha	98-115		0.74		
EXXSOL DSP 115/145 Naphtha	116-145		0.75	0.8	-
EXXSOL D Naphtha	158-178		0.77	1.2	-
EXXSOL D 40	161-202		0.79	1.4	0.3
EXXSOL D 60	188-210		0.80		0.4
EXXSOL D 80	208-234		0.80	2.2	0.4
EXXSOL D 95	224-238		0.80	2.1	0.7
EXXSOL D 110	249-268		0.81	3.5	0.8
EXXSOL D 130	282-311	-45	0.83	6.9	1.5

This invention also relates to plasticized polyolefin compositions comprising one or more polyolefins, preferably polypropylene or polybutene, more preferably polypropylene and one or more non-functionalized plasticizers where the non-functionalized plasticizer comprises a polyalphaolefin comprising oligomers of C₆ to C₁₄ olefins having a Kinematic viscosity of 10 cSt or more at 100 °C and a viscosity index of 120 or more, preferably 130 or more.

This invention also relates to plasticized polypropylene compositions comprising polypropylene and one or more non-functionalized plasticizers where the non-functionalized plasticizer comprises oligomers of C₆ to C₁₄ olefins having viscosity index of 120 or more, provided that when the plasticized composition comprises between 4 and 10 weight % of polyalphaolefin that is a hydrogenated, highly branched dimer of an alpha olefin having 8-12 carbon atoms, the composition does not comprises between 18 and 25 weight percent of a linear low density polyethylene having a density of 0.912 to 0.935 g/cc.

10

This invention also relates to plasticized polypropylene compositions comprising polypropylene and one or more non-functionalized plasticizers where the non-functionalized plasticizer comprises oligomers of C₆ to C₁₄ olefins having viscosity index of 120 or more, provided that the polyolefin does not comprises an impact copolymer of polypropylene and 40-50 weight% of an ethylene propylene rubber or provided that the composition does not comprise a random copolymer of propylene and ethylene.

In another embodiment the NFP comprises polyalphaolefins comprising oligomers of linear olefins having 6 to 14 carbon atoms, more preferably 8 to 12 carbon atoms, more preferably 10 carbon atoms having a Kinematic viscosity of 10 or more (as measured by ASTM D 445) ; and preferably having a viscosity index ("VI"), as determined by ASTM D-2270 of 100 or more, preferably 110 or more, more preferably 120 or more, more preferably 130 or more, more preferably 140 or more; and/or having a pour point of -5 °C or less (as determined by ASTM D 97), more preferably -10 °C or less, more preferably -20 °C or less.

In another embodiment polyalphaolefin oligomers useful in the present invention comprise C₂₀ to C₁₅₀₀ paraffins, preferably C₄₀ to C₁₀₀₀ paraffins, preferably C₅₀ to C₇₅₀ paraffins, preferably C₅₀ to C₅₀₀ paraffins. The PAO oligomers are dimers, trimers, tetramers, pentamers, etc. of C₅ to C₁₄ α-olefins in one embodiment, and C₆ to C₁₂ α-olefins in another embodiment, and C₈ to C₁₂ α-

30

olefins in another embodiment. Suitable olefins include 1-pentene, 1-hexene, 1-heptene, 1-octene, 1-nonene, 1-decene, 1-undecene and 1-dodecene. In one embodiment, the olefin is 1-decene, and the NFP is a mixture of dimers, trimers, tetramers and pentamers (and higher) of 1-decene. Preferred PAO's are described more particularly in, for example, US 5,171,908, and US 5,783,531 and in SYNTHETIC LUBRICANTS AND HIGH-PERFORMANCE FUNCTIONAL FLUIDS 1-52 (Leslie R. Rudnick & Ronald L. Shubkin, ed. Marcel Dekker, Inc. 1999).

PAO's useful in the present invention typically possess a number average molecular weight of from 100 to 21,000 in one embodiment, and from 200 to 10,000 in another embodiment, and from 200 to 7,000 in yet another embodiment, and from 200 to 2,000 in yet another embodiment, and from 200 to 500 in yet another embodiment. Preferred PAO's have viscosities in the range of 0.1 to 150 cSt at 100°C, and from 0.1 to 3000 cSt at 100°C in another embodiment (ASTM 445). PAO's useful in the present invention typically have pour points of less than 0°C in one embodiment, less than -10°C in another embodiment, and less than -20°C in yet another embodiment, and less than -40°C in yet another embodiment. Desirable PAO's are commercially available as SHF and SuperSyn PAO's (ExxonMobil Chemical Company, Houston TX), some of which are summarized in the Table 2 below.

Table 2. SHF and SuperSyn Series Polyalphaolefins

PAO	specific gravity (15.6/15.6°C)	Viscosity @ 100°C, cSt	VI	Pour Point, °C
SHF-20	0.798	1.68	-	-63
SHF-21	0.800	1.70	-	-57
SHF-23	0.802	1.80	-	-54
SHF-41	0.818	4.00	123	-57
SHF-61/63	0.826	5.80	133	-57
SHF-82/83	0.833	7.90	135	-54
SHF-101	0.835	10.0	136	-54
SHF-403	0.850	40.0	152	-39
SHF-1003	0.855	107	179	-33
SuperSyn 2150	0.850	150	214	-42
SuperSyn 2300	0.852	300	235	-30
SuperSyn 21000	0.856	1,000	305	-18

SuperSyn 23000	0.857	3,000	388	-9
----------------	-------	-------	-----	----

Other useful PAO's include those sold under the tradenames Synfluid™ available from ChevronPhillips Chemical Co. in Pasedena Texas, Durasyn™ available from BP Amoco Chemicals in London England, Nexbase™ available
5 from Fortum Oil and Gas in Finland, Synton™ available from Crompton Corporation in Middlebury CN, USA, EMERY™ available from Cognis Corporation in Ohio, USA.

In other embodiments the PAO's have a Kinematic viscosity of 10 cSt or more at
10 100 °C, preferably 30 cSt or more, preferably 50 cSt or more, preferably 80 cSt or more, preferably 110 or more, preferably 150 cSt or more, preferably 200 cSt or more, preferably 500 cSt or more, preferably 750 or more, preferably 1000 cSt or more, preferably 1500 cSt or more, preferably 2000 cSt or more, preferably 2500 or more. In another embodiment the PAO's have a kinematic viscosity at 100°C
15 of between 10 cSt and 3000 cSt, preferably between 10 cSt and 1000 cSt, preferably between 10 cSt and 40 cSt.

In other embodiments the PAO's have a viscosity index of 120 or more, preferably 130 or more, preferably 140 or more, preferably 150 or more,
20 preferably 170 or more, preferably 190 or more, preferably 200 or more, preferably 250 or more, preferably 300 or more.

In a particularly preferred embodiment the PAO has a kinematic viscosity of 10 cSt or more at 100°C when the polypropylene is RB 501 F, Hifax CA12A, or
25 ADFLEX Q 100F, as these polymers are described in WO 98/44041.

This invention also relates to plasticized polyolefin compositions comprising one or more polyolefins and one or more non-functionalized plasticizers where the non-functionalized plasticizer comprises a high purity
30 hydrocarbon fluid composition comprising a mixture of paraffins having 6 to 1500 carbon atoms, preferably 8 to 1000 carbon atoms, preferably 10 to 500 carbon

atoms, preferably 12 to about 200 carbon atoms, preferably 14 to 150 carbon atoms, preferably 16 to 100 carbon atoms in the molecule. The hydrocarbon fluid composition has an isoparaffin:n-paraffin ratio ranging from about 0.5:1 to about 9: 1, preferably from about 1:1 to about 4:1. The isoparaffins of the mixture
5 contain greater than fifty percent, 50%, mono-methyl species, e.g., 2-methyl, 3-methyl, 4-methyl, ≥ 5 -methyl or the like, with minimum formation of branches with substituent groups of carbon number greater than 1, i.e., ethyl, propyl, butyl or the like, based on the total weight of isoparaffins in the mixture. Preferably, the isoparaffins of the mixture contain greater than 70 percent of the mono-methyl
10 species, based on the total weight of the isoparaffins in the mixture. These hydrocarbon fluids preferably have viscosities KV at 25°C ranging from 1 to 100,000 cSt, preferably 10 cSt to 2000 cSt and, optionally low pour points typically below -20 °C, more preferably below -30°C, more preferably ranging from about -20°C to about -70°C. These hydrocarbon fluids preferably have
15 viscosities KV at 40°C ranging from 1 to 30,000 cSt, preferably 10 cSt to 2000 cSt and, optionally low pour points typically below -20 °C, more preferably below -30°C, more preferably ranging from about -20°C to about -70°C.

This invention also relates to plasticized polyolefin compositions
20 comprising one or more polyolefins and one or more non-functionalized plasticizers where the non-functionalized plasticizer comprises a linear or branched paraffinic hydrocarbon composition having:

1. a number average molecular weight of 500 to 21,000 g/mol;
2. less than 10 % sidechains having 4 or more carbons, preferably less than 8
25 weight %, preferably less than 5 weight %, preferably less than 3 weight%, preferably less than 2 weight %, preferably less than 1 weight %, preferably less than 0.5 weight %, preferably less than 0.1 weight %, preferably at less than 0.1 weight %, preferably at 0.001 weight %;
3. at least 1 or 2 carbon branches present at 15 weight % or more, preferably
30 20 weight % or more, preferably 25 weight % or more, preferably 30 weight % or more, preferably 35 weight % or more, preferably 40 weight % or more, preferably 45 weight % or more, preferably 50 weight % or

more,

4. less than 2.5 weight % cyclic paraffins, preferably less than 2 weight %, preferably less than 1 weight %, preferably less than 0.5 weight %, preferably less than 0.1 weight %, preferably at less than 0.1 weight %, preferably at 0.001 weight %. In additional embodiments these NFP's have a kinematic viscosity 2cSt or more at 100°C and or a VI of 120 or more, preferably 130 or more, preferably 140 or more, preferably 150 or more, preferably 170 or more, preferably 190 or more, preferably 200 or more, preferably 250 or more, preferably 300 or more.

10

In another embodiment the NFP comprises a high purity hydrocarbon fluid composition which comprises a mixture of paraffins of carbon number ranging from about C₈ to C₂₀, has a molar ratio of isoparaffins: n-paraffins ranging from about 0.5:1 to about 9:1, the isoparaffins of the mixture contain greater than 50 percent of the mono-methyl species, based on the total weight of the isoparaffins of the mixture and wherein the composition has pour points ranging from about -20°F to about -70°F, and kinematic viscosities at 25°C ranging from about 1 cSt to about 10 cSt.

20

In another embodiment, the mixture of paraffins has a carbon number ranging from about C₁₀ to about C₁₆. In another embodiment, the mixture contains greater than 70 percent of the mono-methyl species. In another embodiment, the mixture boils at a temperature ranging from about 320°F to about 650°F. In another embodiment, the mixture boils within a range of from about 350°F to about 550°F. In another embodiment, the mixture comprises a mixture of paraffins of carbon number ranging from about C₁₀ to about C₁₆. In another embodiment, the mixture is of carbon numbers ranging from about C₁₀ -C₁₆, the mixture contains greater than 70 percent of the mono-methyl species and boils within a range of from about 350°F to about 550°F. In another embodiment, the mixture has a molar ratio of isoparaffins:n-paraffins ranging from about 1:1 to about 4:1. In another embodiment, the mixture is derived from a Fischer-Tropsch process. Such NFP's may be produced by the methods disclosed in US 5,906,727.

30

Any of the NFP's may also be described by any number of, or any combination of, parameters described herein. In one embodiment, any of the NFP's of the present invention has a pour point (ASTM D97) of from less than 5 0°C in one embodiment, and less than -5°C in another embodiment, and less than -10°C in another embodiment, less than -20°C in yet another embodiment, less than -40°C in yet another embodiment, less than -50°C in yet another embodiment, and less than -60°C in yet another embodiment, and greater than -120°C in yet another embodiment, and greater than -200°C in yet another embodiment, wherein a 10 desirable range may include any upper pour point limit with any lower pour point limit described herein. In one embodiment, the NFP is a paraffin or other compound having a pour point of less than -30°C, and between -30°C and -90°C in another embodiment, in the viscosity range of from 0.5 to 200 cSt at 40°C (ASTM D445-97). Most mineral oils, which typically include aromatic moieties and other 15 functional groups, have a pour point of from 10°C to -20°C at the same viscosity range.

In another embodiment any NFP described herein may have a Viscosity Index of 90 or more, preferably 95 or more, more preferably 100 or more, more 20 preferably 105 or more, more preferably 110 or more, more preferably 115 or more, more preferably 120 or more, more preferably 125 or more, more preferably 130 or more. In another embodiment the NFP has a VI between 90 and 400, preferably between 120 and 350.

25 The any NFP described herein may have a dielectric constant at 20°C of less than 3.0 in one embodiment, and less than 2.8 in another embodiment, less than 2.5 in another embodiment, and less than 2.3 in yet another embodiment, and less than 2.1 in yet another embodiment. Polyethylene and polypropylene each have a dielectric constant (1 kHz, 23°C) of at least 2.3 (CRC HANDBOOK OF CHEMISTRY 30 AND PHYSICS (David R. Lide, ed. 82^d ed. CRC Press 2001).

In some embodiments, the NFP may have a kinematic viscosity (ASTM

D445-97) of from 0.1 to 3000 cSt at 100°C, and from 0.5 to 1000 cSt at 100°C in another embodiment, and from 1 to 250 cSt at 100°C in another embodiment, and from 1 to 200 cSt at 100°C in yet another embodiment, and from 10 to 500 cSt at 100°C in yet another embodiment, wherein a desirable range may comprise any upper viscosity limit with any lower viscosity limit described herein. In other 5
embodiments the NFP has a kinematic viscosity of less than 2 cSt at 100 °C.

In some embodiments any NFP described herein may have a specific gravity (ASTM D 4052, 15.6/15.6°C) of less than 0.920 in one embodiment, and 10
less than 0.910 in another embodiment, and from 0.650 to 0.900 in another embodiment, and from 0.700 to 0.860, and from 0.750 to 0.855 in another embodiment, and from 0.790 to 0.850 in another embodiment, and from 0.800 to 0.840 in yet another embodiment, wherein a desirable range may comprise any upper specific gravity limit with any lower specific gravity limit described herein.

15
In other embodiments any NFP described herein may have a boiling point of from 100°C to 500°C in one embodiment, and from 200°C to 450°C in another embodiment, and from 250 °C to 400°C in yet another embodiment. Further, the NFP preferably has a weight average molecular weight of less than 20,000 g/mol 20
in one embodiment, and less than 10,000 g/mol in yet another embodiment, and less than 5,000 g/mol in yet another embodiment, and less than 4,000 g/mol in yet another embodiment, and less than 2,000 g/mol in yet another embodiment, and less than 500 g/mol in yet another embodiment, and greater than 100 g/mol in yet another embodiment, wherein a desirable molecular weight range can be any 25
combination of any upper molecular weight limit with any lower molecular weight limit described herein.

In another embodiment the NFP comprises a Group III hydrocarbon basestock. Preferably the NFP comprises a mineral oil having a saturates levels of 30
90% or more, preferably 92 % or more, preferably 94 % or more, preferably 96% or more, preferably 98 % or more, preferably 99 % or more, and sulfur contents less than 0.03 %, preferably between 0.001 and 0.01% and VI is in excess of 120,

preferably 130 or more.

In some embodiments, polybutenes are useful as NFP's of the present invention. In one embodiment of the invention, the polybutene processing oil is a
5 low molecular weight (less than 15,000 number average molecular weight; less than 60,000 weight average molecular weight) homopolymer or copolymer of olefin derived units having from 3 to 8 carbon atoms in one embodiment, preferably from 4 to 6 carbon atoms in another embodiment. In yet another embodiment, the polybutene is a homopolymer or copolymer of a C₄ raffinate.
10 An embodiment of such low molecular weight polymers termed "polybutene" polymers is described in, for example, SYNTHETIC LUBRICANTS AND HIGH-PERFORMANCE FUNCTIONAL FLUIDS 357-392 (Leslie R. Rudnick & Ronald L. Shubkin, ed., Marcel Dekker 1999) (hereinafter "polybutene processing oil" or "polybutene"). Another preferred embodiment includes poly(n-butene)
15 hydrocarbons. Preferred poly(n-butenes) have less than 15,000 number average molecular weight and less than 60,000 weight average molecular weight.

In another preferred embodiment, the polybutene is a copolymer of at least isobutylene derived units, 1-butene derived units, and 2-butene derived units.
20 In one embodiment, the polybutene is a homopolymer, copolymer, or terpolymer of the three units, wherein the isobutylene derived units are from 40 to 100 wt% of the copolymer, the 1-butene derived units are from 0 to 40 wt% of the copolymer, and the 2-butene derived units are from 0 to 40 wt% of the copolymer. In another embodiment, the polybutene is a copolymer or terpolymer of the three units,
25 wherein the isobutylene derived units are from 40 to 99 wt% of the copolymer, the 1-butene derived units are from 2 to 40 wt% of the copolymer, and the 2-butene derived units are from 0 to 30 wt% of the copolymer. In yet another embodiment, the polybutene is a terpolymer of the three units, wherein the isobutylene derived units are from 40 to 96 wt% of the copolymer, the 1-butene derived units are from
30 2 to 40 wt% of the copolymer, and the 2-butene derived units are from 2 to 20 wt% of the copolymer. In yet another embodiment, the polybutene is a homopolymer or copolymer of isobutylene and 1-butene, wherein the isobutylene

derived units are from 65 to 100 wt% of the homopolymer or copolymer, and the 1-butene derived units are from 0 to 35 wt% of the copolymer.

Polybutene processing oils useful in the invention typically have a number
5 average molecular weight (Mn) of less than 10,000 g/mol in one embodiment, less than 8000 g/mol in another embodiment, and less than 6000 g/mol in yet another embodiment. In one embodiment, the polybutene oil has a number average molecular weight of greater than 400 g/mol, and greater than 700 g/mol in another embodiment, and greater than 900 g/mol in yet another embodiment. A preferred
10 embodiment can be a combination of any lower molecular weight limit with any upper molecular weight limit described herein. For example, in one embodiment of the polybutene of the invention, the polybutene has a number average molecular weight of from 400 g/mol to 10,000 g/mol, and from 700 g/mol to 8000 g/mol in another embodiment, and from 900 g/mol to 3000 g/mol in yet another
15 embodiment. Useful viscosities of the polybutene processing oil ranges from 10 to 6000 cSt (centiStokes) at 100°C in one embodiment, and from 35 to 5000 cSt at 100°C in another embodiment, and is greater than 35 cSt at 100°C in yet another embodiment, and greater than 100 cSt at 100°C in yet another embodiment.

20 Commercial examples of useful polybutenes include the PARAPOL™ Series of processing oils (Infineum, Linden, NJ), such as PARAPOL™ 450, 700, 950, 1300, 2400 and 2500 and the Infineum "C" series of polybutenes, including C9945, C9900, C9907, C9913, C9922, C9925 as listed below. The commercially available PARAPOL™ and Infineum Series of polybutene processing oils are
25 synthetic liquid polybutenes, each individual formulation having a certain molecular weight, all formulations of which can be used in the composition of the invention. The molecular weights of the PARAPOL™ oils are from 420 Mn (PARAPOL™ 450) to 2700 Mn (PARAPOL™ 2500) as determined by gel permeation chromatography. The MWD of the PARAPOL™ oils range from 1.8
30 to 3 in one embodiment, and from 2 to 2.8 in another embodiment; the pour points of these polybutenes are less than 25°C in one embodiment, less than 0°C in another embodiment, and less than -10°C in yet another embodiment, and between

-80°C and 25°C in yet another embodiment; and densities (IP 190/86 at 20°C) range from 0.79 to 0.92 g/cm³, and from 0.81 to 0.90 g/cm³ in another embodiment.

5 Below, Tables 3 and 3a shows some of the properties of the PARAPOL™ oils and Infineum oils useful in embodiments of the present invention, wherein the viscosity was determined as per ASTM D445-97, and the number average molecular weight (M_n) by gel permeation chromatography.

Table 3. PARAPOL™ Grades of polybutenes

Grade	M_n	Viscosity @ 100°C, cSt
450	420	10.6
700	700	78
950	950	230
1300	1300	630
2400	2350	3200
2500	2700	4400

10

Table 3a Infineum Grades of Polybutenes

Grade	M_n	Viscosity @ 100°C, cSt	Viscosity Index
C9945	420	10.6	~75
C9900	540	11.7	~60
C9907	700	78	~95
C9995	950	230	~130
C9913	1300	630	~175
C9922	2225	2500	~230
C9925	2700	4400	~265

Desirable NFPs for use in the present invention may thus be described by any embodiment described herein, or any combination of the embodiments described herein. For example, in one embodiment, the NFP is a C₆ to C₂₀₀ paraffin having a pour point of less than -25°C. Described another way, the NFP comprises an aliphatic hydrocarbon having a viscosity of from 0.1 to 1000 cSt at 100°C. Described yet another way, the NFP is selected from n-paraffins, branched isoparaffins, and blends thereof having from 8 to 25 carbon atoms.

20

Preferred NFP's of this invention are characterized in that, when blended with the polyolefin to form a plasticized composition, the NFP is miscible with the polyolefin as indicated by no change in the number of peaks in the Dynamic Mechanical Thermal Analysis (DMTA) trace as in the unplasticized polyolefin
5 DMTA trace. Lack of miscibility is indicated by an increase in the number of peaks in DMTA trace over those in the unplasticized polyolefin.. The trace is the plot of tan-delta versus temperature, as described below.

Preferred compositions of the present invention can be characterized in that the glass transition temperature (T_g) of the composition decreases by at least
10 2°C for every 4 wt% of NFP present in the composition in one embodiment; and decreases by at least 3°C for every 4 wt% of NFP present in the composition in another embodiment; and decreases from at least 4 to 10°C for every 4 wt% of NFP present in the composition in yet another embodiment, while the peak melting and crystallization temperatures of the polyolefin remain constant (within
15 1 to 2°C). For purpose of this invention and the claims thereto when glass transition temperature is referred to it is the peak temperature in the DMTA trace.

Preferred compositions of the present invention can be characterized in that the glass transition temperature (T_g) of the composition decreases by at least
20 2°C for every 1 wt% of NFP present in the composition in one embodiment; preferably by at least 3°C , preferably by at least 4°C , preferably by at least 5°C , preferably by at least 6°C , preferably by at least 7°C , preferably by at least 8°C , preferably by at least 9°C , preferably by at least 10°C , preferably by at least 11°C ; preferably while the peak melting and or crystallization temperatures of the neat
25 polyolefin remain within 1 to 5°C of the plasticized polyolefin, preferably within 1 to 4°C , preferably within 1 to 3°C , preferably within 1 to 2°C .

Preferred compositions of the present invention can be characterized in that the glass transition temperature (T_g) of the plasticized composition is at least
30 2°C lower than that of the neat polyolefin, preferably at least 4°C lower, preferably at least 6°C lower, preferably at least 8°C lower, preferably at least 10°C lower, preferably at least 15°C lower, preferably at least 20°C lower,

preferably at least 25 °C lower, preferably at least 30 °C lower, preferably at least 35 °C lower, preferably at least 40 °C lower, preferably at least 45 °C lower.

5 Preferred compositions of the present invention can be characterized in that the plasticized composition decreases less than 3%, preferably less than 2%, preferably less than 1 % in weight when stored at 70 °C for 311 hours in a dry oven as determined by ASTM D1203 using a 0.25 mm thick sheet.

Polyolefin

The NFP's described herein are blended with at least one polyolefin to prepare the plasticized compositions of this invention. Preferred polyolefins include propylene polymers and butene polymers.

5

In one aspect of the invention, the polyolefin is selected from polypropylene homopolymer, polypropylene copolymers, and blends thereof. The homopolymer may be atactic polypropylene, isotactic polypropylene, syndiotactic polypropylene and blends thereof. The copolymer can be a random copolymer, a statistical copolymer, a block copolymer, and blends thereof. In particular, the inventive polymer blends described herein include impact copolymers, elastomers and plastomers, any of which may be physical blends or *in situ* blends with the polypropylene and or polybutene. The method of making the polypropylene or polybutene is not critical, as it can be made by slurry, solution, gas phase or other suitable processes, and by using catalyst systems appropriate for the polymerization of polyolefins, such as Ziegler-Natta-type catalysts, metallocene-type catalysts, other appropriate catalyst systems or combinations thereof. In a preferred embodiment the propylene polymers and or the butene polymers are made by the catalysts, activators and processes described in US 6,342,566, US 6,384,142, WO 03/040201, WO 97/19991 and US 5741563. Likewise the impact copolymers may be prepared by the process described in US 6342566, US6384142. Such catalysts are well known in the art, and are described in, for example, ZIEGLER CATALYSTS (Gerhard Fink, Rolf Mülhaupt and Hans H. Brintzinger, eds., Springer-Verlag 1995); Resconi et al., *Selectivity in Propene Polymerization with Metallocene Catalysts*, 100 CHEM. REV. 1253-1345 (2000); and I, II METALLOCENE-BASED POLYOLEFINS (Wiley & Sons 2000).

Preferred propylene homopolymers and copolymers useful in this invention typically have:

1. an Mw of 30,000 to 2,000,000 g/mol preferably 50,000 to 1,000,000, more preferably 90,000 to 500,000, as measured by GPC as described below in the test methods; and /or

30

2. an Mw/Mn of 1 to 40, preferably 1.6 to 20, more preferably 1.8 to 10, more preferably 1.8 to 3 as measured by GPC as described below in the test methods; and /or
3. a Tm (second melt) of 30 to 200°C, preferably 30 to 185°C, preferably 50
5 to 175, more preferably 60 to 170 as measured by the DSC method described below in the test methods; and/ or
4. a crystallinity of 5 to 80%, preferably 10 to 70, more preferably 20 to 60% as measured by the DSC method described below in the test methods; and /or
- 10 5. a glass transition temperature (Tg) of -40°C to 20°C, preferably -20°C to 10°C, more preferably -10°C to 5°C as measured by the DMTA method described below in the test methods; and or
6. a heat of fusion (Hf) of 180 J/g or less, preferably 20 to 150 J/g, more preferably 40 to 120 J/g as measured by the DSC method described below
15 in the test methods; and or
7. a crystallization temperature (Tc) of 15 to 120°C, preferably 20 to 115 °C, more preferably 25 to 110°C, preferably 60 to 145°C, as measured by the method described below in the test methods; and or
8. a heat deflection temperature of 45 to 140°C, preferably 60 to 135°C, more preferably 75 to 125°C as measured by the method described below in the
20 test methods; and or
9. A Rockwell hardness (R scale) of 25 or more, preferably 40 or more, preferably 60 or more, preferably 80 or more, preferably 100 or more, preferably from 25 to 125; and or
- 25 10. a percent crystallinity of at least 30%, preferably at least 40%, alternatively at least 50%, as measured by the method described below in the test methods; and or
11. a percent amorphous content of at least 50%, alternatively at least 60%, alternatively at least 70 %, even alternatively between 50 and 95%, or 70%
30 or less, preferably 60% or less, preferably 50% or less as determined by subtracting the percent crystallinity from 100, and or
12. A branching index (g') of 0.2 to 2.0, preferably 0.5 to 1.5, preferably 0.7 to

1.1, as measured by the method described below.

The polyolefin may be a propylene homopolymer. In one embodiment the propylene homopolymer has a molecular weight distribution (Mw/Mn) of up to 5 40, preferably ranging from 1.5 to 10, and from 1.8 to 7 in another embodiment, and from 1.9 to 5 in yet another embodiment, and from 2.0 to 4 in yet another embodiment. In another embodiment the propylene homopolymer has a Gardner impact strength, tested on 0.125 inch disk at 23°C, that may range from 20 in-lb to 1000 in-lb in one embodiment, and from 30 in-lb to 500 in-lb in another 10 embodiment, and from 40 in-lb to 400 in-lb in yet another embodiment. In yet another embodiment, the 1% secant flexural modulus may range from 100 MPa to 2300 MPa, and from 200 MPa to 2100 MPa in another embodiment, and from 300 MPa to 2000 MPa in yet another embodiment, wherein a desirable polyolefin may exhibit any combination of any upper flexural modulus limit with any lower 15 flexural modulus limit. The melt flow rate (MFR) (ASTM D 1238, 230°C, 2.16 kg) of preferred propylene polymers range from 0.1 dg/min to 2500 dg/min in one embodiment, and from 0.3 to 500 dg/min in another embodiment.

The polypropylene homopolymer or propylene copolymer useful in the 20 present invention may have some level of isotacticity. Thus, in one embodiment, a polyolefin comprising isotactic polypropylene is a useful polymer in the invention of this patent, and similarly, highly isotactic polypropylene is useful in another embodiment. As used herein, "isotactic" is defined as having at least 10% isotactic pentads according to analysis by ¹³C-NMR as described in the test 25 methods below. As used herein, "highly isotactic" is defined as having at least 60% isotactic pentads according to analysis by ¹³C-NMR. In a desirable embodiment, a polypropylene homopolymer having at least 85% isotacticity is the polyolefin, and at least 90% isotacticity in yet another embodiment.

30 In another desirable embodiment, a polypropylene homopolymer having at least 85% syndiotacticity is the polyolefin, and at least 90% syndiotacticity in yet another embodiment. As used herein, "syndiotactic" is defined as having at least

10% syndiotactic pentads according to analysis by ^{13}C -NMR as described in the test methods below. As used herein, "highly syndiotactic" is defined as having at least 60% syndiotactic pentads according to analysis by ^{13}C -NMR.

5 In another embodiment the propylene homopolymer may be isotactic, highly isotactic, syndiotactic, highly syndiotactic or atactic. Atactic polypropylene is defined to be less than 10% isotactic or syndiotactic pentads. Preferred atactic polypropylenes typically have an Mw of 20,000 up to 1,000,000.

10 Preferred propylene polymers that are useful in this invention include those sold under the tradenames ACHIEVETM and ESCORENETM by ExxonMobil Chemical Company in Houston Texas.

15 In another embodiment of the invention, the polyolefin is a propylene copolymer, either random, or block, of propylene derived units and units selected from ethylene and C_4 to C_{20} α -olefin derived units, typically from ethylene and C_4 to C_{10} α -olefin derived units in another embodiment. The ethylene or C_4 to C_{20} α -olefin derived units are present from 0.1 wt% to 50 wt% of the copolymer in one embodiment, and from 0.5 to 30 wt% in another embodiment, and from 1 to 15
20 wt% in yet another embodiment, and from 0.1 to 5 wt% in yet another embodiment, wherein a desirable copolymer comprises ethylene and C_4 to C_{20} α -olefin derived units in any combination of any upper wt% limit with any lower wt% limit described herein. The propylene copolymer will have a weight average molecular weight of from greater than 8,000 g/mol in one embodiment, and
25 greater than 10,000 g/mol in another embodiment, and greater than 12,000 g/mol in yet another embodiment, and greater than 20,000 g/mol in yet another embodiment, and less than 1,000,000 g/mol in yet another embodiment, and less than 800,000 in yet another embodiment, wherein a desirable copolymer may
30 comprise any upper molecular weight limit with any lower molecular weight limit described herein.

Particularly desirable propylene copolymers have a molecular weight

distribution (Mw/Mn) ranging from 1.5 to 10, and from 1.6 to 7 in another embodiment, and from 1.7 to 5 in yet another embodiment, and from 1.8 to 4 in yet another embodiment. The Gardner impact strength, tested on 0.125 inch disk at 23°C, of the propylene copolymer may range from 20 in-lb to 1000 in-lb in one
5 embodiment, and from 30 in-lb to 500 in-lb in another embodiment, and from 40 in-lb to 400 in-lb in yet another embodiment. In yet another embodiment, the 1% secant flexural modulus of the propylene copolymer ranges from 100 MPa to 2300 MPa, and from 200 MPa to 2100 MPa in another embodiment, and from 300 MPa to 2000 MPa in yet another embodiment, wherein a desirable polyolefin may exhibit any combination of any upper flexural modulus limit with any lower
10 flexural modulus limit. The melt flow rate (MFR) (ASTM D 1238, 230°C, 2.16 kg) of propylene copolymer ranges from 0.1 dg/min to 2500 dg/min in one embodiment, and from 0.3 to 500 dg/min in another embodiment.

15 In another embodiment the polyolefin may be a propylene copolymer comprising propylene and one or more other monomers selected from the group consisting of ethylene and C₄ to C₂₀ linear, branched or cyclic monomers, and in some embodiments is a C₄ to C₁₂ linear or branched alpha-olefin, preferably butene, pentene, hexene, heptene, octene, nonene, decene, dodecene, 4-methyl-
20 pentene-1, 3-methyl pentene-1, 3,5,5-trimethyl-hexene-1, and the like. The monomers may be present at up to 50 weight %, preferably from 0 to 40 weight %, more preferably from 0.5 to 30 weight %, more preferably from 2 to 30 weight %, more preferably from 5 to 20 weight %.

25 In a preferred embodiment the butene homopolymers and copolymers useful in this invention typically have:

1. an Mw of 30,000 to 2,000,000 g/mol preferably 50,000 to 1,000,000, more preferably 90,000 to 500,000, as measured by GPC as described below in the test methods; and /or
- 30 2. an Mw/Mn of 1 to 40, preferably 1.6 to 20, more preferably 1.8 to 10, more preferably 1.8 to 3 as measured by GPC as described below in the test methods; and /or

3. a T_m (second melt) of 30 to 150°C, preferably 30 to 145°C, preferably 50 to 135, as measured by the DSC method described below in the test methods; and/ or
4. a crystallinity of 5 to 80%, preferably 10 to 70, more preferably 20 to 60%
5 as measured by the DSC method described below in the test methods; and /or
5. a glass transition temperature (T_g) of -50°C to 0°C as measured by the DMTA method described below in the test methods; and or
6. a heat of fusion (H_f) of 180 J/g or less, preferably 20 to 150 J/g, more
10 preferably 40 to 120 J/g as measured by the DSC method described below in the test methods; and or
7. a crystallization temperature (T_c) of 10 to 130°C, preferably 20 to 115 °C, more preferably 25 to 110°C, preferably 60 to 145°C, as measured by the method described below in the test methods; and or
- 15 8. a percent amorphous content of at least 50%, alternatively at least 60%, alternatively at least 70 %, even alternatively between 50 and 95%, or 70% or less, preferably 60% or less, preferably 50% or less as determined by subtracting the percent crystallinity from 100, and or
9. A branching index (g') of 0.2 to 2.0, preferably 0.5 to 1.5, preferably 0.7 to
20 1.1, as measured by the method described below.

Preferred linear alpha-olefins useful as comonomers for the propylene copolymers useful in this invention include C₃ to C₈ alpha-olefins, more preferably 1-butene, 1-hexene, and 1-octene, even more preferably 1-butene.

25 Preferred linear alpha-olefins useful as comonomers for the butene copolymers useful in this invention include C₃ to C₈ alpha-olefins, more preferably propylene, 1-hexene, and 1-octene, even more preferably propylene. Preferred branched alpha-olefins include 4-methyl-1-pentene, 3-methyl-1-pentene, and 3,5,5-trimethyl-1-hexene, 5-ethyl-1-nonene. Preferred aromatic-group-containing

30 monomers contain up to 30 carbon atoms. Suitable aromatic-group-containing monomers comprise at least one aromatic structure, preferably from one to three, more preferably a phenyl, indenyl, fluorenyl, or naphthyl moiety. The aromatic-

group-containing monomer further comprises at least one polymerizable double bond such that after polymerization, the aromatic structure will be pendant from the polymer backbone. The aromatic-group containing monomer may further be substituted with one or more hydrocarbyl groups including but not limited to C1 to C10 alkyl groups. Additionally two adjacent substitutions may be joined to form a ring structure. Preferred aromatic-group-containing monomers contain at least one aromatic structure appended to a polymerizable olefinic moiety. Particularly preferred aromatic monomers include styrene, alpha-methylstyrene, para-alkylstyrenes, vinyltoluenes, vinylnaphthalene, allyl benzene, and indene, especially styrene, paramethyl styrene, 4-phenyl-1-butene and allyl benzene.

Non aromatic cyclic group containing monomers are also preferred. These monomers can contain up to 30 carbon atoms. Suitable non-aromatic cyclic group containing monomers preferably have at least one polymerizable olefinic group that is either pendant on the cyclic structure or is part of the cyclic structure. The cyclic structure may also be further substituted by one or more hydrocarbyl groups such as, but not limited to, C1 to C10 alkyl groups. Preferred non-aromatic cyclic group containing monomers include vinylcyclohexane, vinylcyclohexene, vinylnorbornene, ethylidene norbornene, cyclopentadiene, cyclopentene, cyclohexene, cyclobutene, vinyladamantane and the like.

Preferred diolefin monomers useful in this invention include any hydrocarbon structure, preferably C4 to C30, having at least two unsaturated bonds, wherein at least two of the unsaturated bonds are readily incorporated into a polymer by either a stereospecific or a non-stereospecific catalyst(s). It is further preferred that the diolefin monomers be selected from alpha, omega-diene monomers (i.e. di-vinyl monomers). More preferably, the diolefin monomers are linear di-vinyl monomers, most preferably those containing from 4 to 30 carbon atoms. Examples of preferred dienes include butadiene, pentadiene, hexadiene, heptadiene, octadiene, nonadiene, decadiene, undecadiene, dodecadiene, tridecadiene, tetradecadiene, pentadecadiene, hexadecadiene, heptadecadiene, octadecadiene, nonadecadiene, icosadiene, heneicosadiene, docosadiene,

tricosadiene, tetracosadiene, pentacosadiene, hexacosadiene, heptacosadiene, octacosadiene, nonacosadiene, triacontadiene, particularly preferred dienes include 1,6-heptadiene, 1,7-octadiene, 1,8-nonadiene, 1,9-decadiene, 1,10-undecadiene, 1,11-dodecadiene, 1,12-tridecadiene, 1,13-tetradecadiene, and low
5 molecular weight polybutadienes (Mw less than 1000 g/mol). Preferred cyclic dienes include cyclopentadiene, vinylnorbornene, norbornadiene, ethylidene norbornene, divinylbenzene, dicyclopentadiene or higher ring containing diolefins with or without substituents at various ring positions.

10 In a preferred embodiment one or more dienes are present in the polymer produced herein at up to 10 weight %, preferably at 0.00001 to 1.0 weight %, preferably 0.002 to 0.5 weight %, even more preferably 0.003 to 0.2 weight %, based upon the total weight of the composition. In some embodiments 500 ppm or less of diene is added to the polymerization, preferably 400 ppm or less,
15 preferably or 300 ppm or less. In other embodiments at least 50 ppm of diene is added to the polymerization, or 100 ppm or more, or 150 ppm or more.

In yet another embodiment, the Gardner impact strength, tested on 0.125 inch disk at 23°C, of the butene copolymer ranges from 20 in-lb to 1000 in-lb, and
20 from 30 in-lb to 500 in-lb in another embodiment, and from 40 in-lb to 400 in-lb in yet another embodiment. Further, the butene copolymer may possess a 1% secant flexural modulus ranging from 100 MPa to 2300 MPa, and from 200 MPa to 2100 MPa in another embodiment, and from 300 MPa to 2000 MPa in yet another embodiment, wherein a desirable polyolefin may exhibit any combination
25 of any upper flexural modulus limit with any lower flexural modulus limit. The melt flow rate (MFR) (ASTM D 1238, 230°C) of desirable copolymers ranges from 0.1 dg/min to 2500 dg/min in one embodiment, and from 0.1 to 500 dg/min in another embodiment.

30 In another embodiment the propylene copolymer is a random copolymer, also known as an "RCP," comprising propylene and up to 20 mole % of ethylene or a C₄ to C₂₀ olefin, preferably up to 20 mole % ethylene.

In another embodiment, the polyolefin may be an impact copolymer (ICP) or block copolymer. Propylene impact copolymers are commonly used in a variety of applications where strength and impact resistance are desired such as
5 molded and extruded automobile parts, household appliances, luggage and furniture. Propylene homopolymers alone are often unsuitable for such applications because they are too brittle and have low impact resistance particularly at low temperature, whereas propylene impact copolymers are specifically engineered for applications such as these.

10

A typical propylene impact copolymer contains at least two phases or components, e.g., a homopolymer component and a copolymer component. The impact copolymer may also comprise three phases such as a PP/EP/PE combination with the PP continuous and a dispersed phase with EP outside and
15 PE inside the dispersed phase particles. These components are usually produced in a sequential polymerization process wherein the homopolymer produced in a first reactor is transferred to a second reactor where copolymer is produced and incorporated within the matrix of the homopolymer component. The copolymer component has rubbery characteristics and provides the desired impact resistance,
20 whereas the homopolymer component provides overall stiffness.

Another important feature of ICP's is the amount of amorphous polypropylene they contain. The ICP's of this invention are characterized as having low amorphous polypropylene, preferably less than 3% by weight, more
25 preferably less than 2% by weight, even more preferably less than 1% by weight and most preferably there is no measurable amorphous polypropylene. Percent amorphous polypropylene is determined by the method described below in the test methods.

30 Preferred impact copolymers may be a reactor blend (*in situ* blend) or a post reactor (*ex-situ*) blend. In one embodiment, a suitable impact copolymer comprises from 40% to 95% by weight Component A and from 5% to 60% by

weight Component B based on the total weight of the impact copolymer; wherein Component A comprises propylene homopolymer or copolymer, the copolymer comprising 10% or less by weight ethylene, butene, hexene or octene comonomer; and wherein Component B comprises propylene copolymer, wherein the
5 copolymer comprises from 5% to 70% by weight ethylene, butene, hexene and/or octene comonomer, and from about 95% to about 30% by weight propylene. In one embodiment of the impact copolymer, Component B consists essentially of propylene and from about 30% to about 65% by weight ethylene. In another
10 embodiment, Component B comprises ethylene-propylene copolymers, ethylene-propylene-diene terpolymers, ethylene-acrylate copolymers, ethylene-vinyl acetate, styrene-butadiene copolymers, ethylene-acrylic ester copolymers, polybutadiene, polyisoprene, natural rubber, isobutylene, hydrocarbon resin (the hydrocarbon resin being characterized by a molecular weight less than 5000, a T_g of about 50 to 100°C and a softening point, Ring and Ball, as measured by ASTM
15 E-28, of less than about 140°C), rosin ester, and mixtures thereof. In another embodiment, Component B has a molecular weight distribution of less than 3.5. In yet another embodiment, Component B has a weight average molecular weight of at least 20,000. A useful impact copolymer is disclosed in, for example, US 6,342,566 and US 6,384,142.

20

Component B is most preferably a copolymer consisting essentially of propylene and ethylene although other propylene copolymers, ethylene copolymers or terpolymers may be suitable depending on the particular product properties desired. For example, propylene/butene, hexene or octene copolymers,
25 and ethylene/butene, hexene or octene copolymers may be used, and propylene/ethylene/hexene-1 terpolymers may be used. In a preferred embodiment though, Component B is a copolymer comprising at least 40% by weight propylene, more preferably from about 80% by weight to about 30% by weight propylene, even more preferably from about 70% by weight to about 35%
30 by weight propylene. The comonomer content of Component B is preferably in the range of from about 20% to about 70% by weight comonomer, more preferably from about 30% to about 65% by weight comonomer, even more

preferably from about 35% to about 60% by weight comonomer. Most preferably Component B consists essentially of propylene and from about 20% to about 70% ethylene, more preferably from about 30% to about 65% ethylene, and most preferably from about 35% to about 60% ethylene.

5

For other Component B copolymers, the comonomer contents will need to be adjusted depending on the specific properties desired. For example, for ethylene/hexene copolymers, Component B should contain at least 17% by weight hexene and at least 83% by weight ethylene.

10

Component B, preferably has a narrow molecular weight distribution M_w/M_n ("MWD"), i.e., lower than 5.0, preferably lower than 4.0, more preferably lower than 3.5, even more preferably lower than 3.0 and most preferably 2.5 or lower. These molecular weight distributions should be obtained in the absence of visbreaking or peroxide or other post reactor treatment molecular weight tailoring. Component B preferably has a weight average molecular weight (M_w as determined by GPC) of at least 100,000, preferably at least 150,000, and most preferably at least 200,000.

20

Component B preferably has an intrinsic viscosity greater than 1.00 dl/g, more preferably greater than 1.50 dl/g and most preferably greater than 2.00 dl/g. The term "intrinsic viscosity" or "IV" is used conventionally herein to mean the viscosity of a solution of polymer such as Component B in a given solvent at a given temperature, when the polymer composition is at infinite dilution.

25

According to the ASTM standard test method D 1601-78, IV measurement involves a standard capillary viscosity measuring device, in which the viscosity of a series of concentrations of the polymer in the solvent at the given temperature are determined. For Component B, decalin is a suitable solvent and a typical temperature is 135°C. From the values of the viscosity of solutions of varying concentrations, the "value" at infinite dilution can be determined by extrapolation.

30

Component B preferably has a composition distribution breadth index

(CDBI) of greater than 60%, more preferably greater than 65%, even more preferably greater than 70%, even more preferably greater than 75%, still more preferably greater than 80%, and most preferably greater than 85%. CDBI defines the compositional variation among polymer chains in terms of ethylene (or other
5 comonomer) content of the copolymer as a whole. A measure of composition distribution is the "Composition Distribution Breadth Index" ("CDBI") as defined in U.S. Patent 5,382,630 which is hereby incorporate by reference. CDBI is defined as the weight percent of the copolymer molecules having a comonomer content within 50% of the median total molar comonomer content. The CDBI of
10 a copolymer is readily determined utilizing well known techniques for isolating individual fractions of a sample of the copolymer. One such technique is Temperature Rising Elution Fraction (TREF), as described in Wild, et al., J. Poly. Sci., Poly. Phys. Ed., vol. 20, p. 441 (1982) and U.S. Patent No. 5,008,204, which are incorporated herein by reference.

15

Component B of the ICP's preferably has low crystallinity, preferably less than 10% by weight of a crystalline portion, more preferably less than 5% by weight of a crystalline portion. Where there is a crystalline portion of Component B, its composition is preferably the same as or at least similar to (within 15% by
20 weight) the remainder of Component B in terms of overall comonomer weight percent.

The preferred melt flow rate ("MFR") of these ICP's depends on the desired end use but is typically in the range of from about 0.2 dg/min to about 200
25 dg/min, more preferably from about 5 dg/min to about 100 dg/min. Significantly, high MFRs, i.e., higher than 50 dg/min are obtainable. The ICP preferably has a melting point (T_m) of at least 145°C, preferably at least 150°C, more preferably at least 152°C, and most preferably at least 155°C.

30 The ICP's comprise from about 40% to about 95% by weight Component A and from about 5% to about 60% by weight Component B, preferably from about 50% to about 95% by weight Component A and from about 5% to about

50% Component B, even more preferably from about 60% to about 90% by weight Component A and from about 10 % to about 40% by weight Component B. In the most preferred embodiment, the ICP consists essentially of Components A and B. The overall comonomer (preferably ethylene) content of the total ICP is preferably in the range of from about 2% to about 30% by weight, preferably from about 5% to about 25% by weight, even more preferably from about 5% to about 20% by weight, still more preferably from about 5% to about 15% by weight comonomer.

10 In another embodiment a preferred impact copolymer composition is prepared by selecting Component A and Component B such that their refractive indices (as measured by ASTM D 542-00) are within 20 % of each other, preferably within 15 %, preferably 10, even more preferably within 5% of each other. This selection produces impact copolymers with outstanding clarity. In another embodiment a preferred impact copolymer composition is prepared by selecting a blend of Component A and an NFP and a blend of Component B and an NFP such that refractive indices of the blends (as measured by ASTM D 542-00) are within 20 % of each other, preferably within 15 %, preferably 10, even more preferably within 5% of each other.

20 In yet another embodiment, the Gardner impact strength, tested on 0.125 inch disk at -29°C, of the propylene impact copolymer ranges from 20 in-lb to 1000 in-lb, and from 30 in-lb to 500 in-lb in another embodiment, and from 40 in-lb to 400 in-lb in yet another embodiment. Further, the 1% secant flexural modulus of the propylene impact copolymer may range from 100 MPa to 2300 MPa in one embodiment, and from 200 MPa to 2100 MPa in another embodiment, and from 300 MPa to 2000 MPa in yet another embodiment, wherein a desirable polyolefin may exhibit any combination of any upper flexural modulus limit with any lower flexural modulus limit. The melt flow rate (MFR) (ASTM D 1238, 230°C, 2.16 kg) of desirable homopolymers ranges from 0.1 dg/min to 2500 dg/min in one embodiment, and from 0.3 to 500 dg/min in another embodiment.

Another suitable polyolefin comprises a blend of a polypropylene homopolymer or propylene copolymer with a plastomer. The plastomers that are useful in the present invention may be described as polyolefin copolymers having a density of from 0.85 to 0.915 g/cm³ ASTM D 4703 Method B and ASTM D 1505 - the first of these is compression molding at a cooling rate of 15°C/min and the second is the Gradient Density Column method for density determination and a melt index (MI) between 0.10 and 30 dg/min (ASTM D 1238; 190°C, 2.1 kg). In one embodiment, the useful plastomer is a copolymer of ethylene derived units and at least one of C₃ to C₁₀ α-olefin derived units, the copolymer having a density less than 0.915 g/cm³. The amount of comonomer (C₃ to C₁₀ α-olefin derived units) present in the plastomer ranges from 2 wt% to 35 wt% in one embodiment, and from 5 wt% to 30 wt% in another embodiment, and from 15 wt% to 25 wt% in yet another embodiment, and from 20 wt% to 30 wt% in yet another embodiment.

15

The plastomer useful in the invention has a melt index (MI) of between 0.10 and 20 dg/min in one embodiment, and from 0.2 to 10 dg/min in another embodiment, and from 0.3 to 8 dg/min in yet another embodiment. The average molecular weight of useful plastomers ranges from 10,000 to 800,000 in one embodiment, and from 20,000 to 700,000 in another embodiment. The 1% secant flexural modulus (ASTM D 790) of useful plastomers ranges from 10 MPa to 150 MPa in one embodiment, and from 20 MPa to 100 MPa in another embodiment. Further, the plastomer that is useful in compositions of the present invention has a melting temperature (T_m) of from 30 to 80°C (first melt peak) and from 50 to 125°C (second melt peak) in one embodiment, and from 40 to 70°C (first melt peak) and from 50 to 100°C (second melt peak) in another embodiment.

25

Plastomers useful in the present invention are metallocene catalyzed copolymers of ethylene derived units and higher α-olefin derived units such as propylene, 1-butene, 1-hexene and 1-octene, and which contain enough of one or more of these comonomer units to yield a density between 0.860 and 0.900 g/cm³ in one embodiment. The molecular weight distribution (Mw/Mn) of desirable

30

plastomers ranges from 1.5 to 5 in one embodiment, and from 2.0 to 4 in another embodiment. Examples of a commercially available plastomers are EXACT 4150, a copolymer of ethylene and 1-hexene, the 1-hexene derived units making up from 18 to 22 wt% of the plastomer and having a density of 0.895 g/cm³ and
5 MI of 3.5 dg/min (ExxonMobil Chemical Company, Houston, TX); and EXACT 8201, a copolymer of ethylene and 1-octene, the 1-octene derived units making up from 26 to 30 wt% of the plastomer, and having a density of 0.882 g/cm³ and MI of 1.0 dg/min (ExxonMobil Chemical Company, Houston, TX).

10 In another embodiment polymers that are useful in this invention include homopolymers and random copolymers of propylene having a heat of fusion as determined by Differential Scanning Calorimetry (DSC) of less than 50 J/g, a melt index (MI) of less than 20 dg/min and or an MFR of 20 dg/min or less, and contains stereoregular propylene crystallinity preferably isotactic stereoregular
15 propylene crystallinity. In another embodiment the polymer is a random copolymer of propylene and at least one comonomer selected from ethylene, C₄-C₁₂ α -olefins, and combinations thereof. Preferably the random copolymers of propylene comprises from 2 wt% to 25 wt% polymerized ethylene units, based on the total weight of the polymer; has a narrow composition distribution; has a
20 melting point (T_m) of from 25°C to 120°C, or from 35°C to 80°C; has a heat of fusion within the range having an upper limit of 50 J/g or 25 J/g and a lower limit of 1 J/g or 3 J/g; has a molecular weight distribution Mw/Mn of from 1.8 to 4.5; and has a melt index (MI) of less than 20 dg/min, or less than 15 dg/min. The intermolecular composition distribution of the copolymer is determined by
25 thermal fractionation in a solvent. A typical solvent is a saturated hydrocarbon such as hexane or heptane. The thermal fractionation procedure is described below. Typically, approximately 75% by weight, preferably 85% by weight, of the copolymer is isolated as one or two adjacent, soluble fractions with the balance of the copolymer in immediately preceding or succeeding fractions. Each
30 of these fractions has a composition (wt% comonomer such as ethylene or other α -olefin) with a difference of no greater than 20% (relative), preferably 10% (relative), of the average weight % comonomer of the copolymer. The copolymer

has a narrow composition distribution if it meets the fractionation test described above.

5 A particularly preferred polymer useful in the present invention is an elastic polymer with a moderate level of crystallinity due to stereoregular propylene sequences. The polymer can be: (A) a propylene homopolymer in which the stereoregularity is disrupted in some manner such as by regio-inversions; (B) a random propylene copolymer in which the propylene stereoregularity is disrupted at least in part by comonomers; or (C) a combination
10 of (A) and (B).

In one embodiment, the polymer further includes a non-conjugated diene monomer to aid in vulcanization and other chemical modification of the blend composition. The amount of diene present in the polymer is preferably less than
15 10% by weight, and more preferably less than 5% by weight. The diene may be any non-conjugated diene which is commonly used for the vulcanization of ethylene propylene rubbers including, but not limited to, ethylidene norbornene, vinyl norbornene, and dicyclopentadiene.

20 In one embodiment, the polymer is a random copolymer of propylene and at least one comonomer selected from ethylene, C₄-C₁₂ α -olefins, and combinations thereof. In a particular aspect of this embodiment, the copolymer includes ethylene-derived units in an amount ranging from a lower limit of 2%, 5%, 6%, 8%, or 10% by weight to an upper limit of 20%, 25%, or 28% by weight.
25 This embodiment will also include propylene-derived units present in the copolymer in an amount ranging from a lower limit of 72%, 75%, or 80% by weight to an upper limit of 98%, 95%, 94%, 92%, or 90% by weight. These percentages by weight are based on the total weight of the propylene and ethylene-derived units; i.e., based on the sum of weight percent propylene-derived
30 units and weight percent ethylene-derived units being 100%. The ethylene composition of a polymer can be measured as follows. A thin homogeneous film is pressed at a temperature of about 150°C or greater, then mounted on a Perkin

Elmer PE 1760 infrared spectrophotometer. A full spectrum of the sample from 600 cm^{-1} to 4000 cm^{-1} is recorded and the monomer weight percent of ethylene can be calculated according to the following equation: Ethylene wt % = $82.585 - 111.987X + 30.045 X^2$, wherein X is the ratio of the peak height at 1155 cm^{-1} and
5 peak height at either 722 cm^{-1} or 732 cm^{-1} , whichever is higher. The concentrations of other monomers in the polymer can also be measured using this method.

Comonomer content of discrete molecular weight ranges can be measured
10 by Fourier Transform Infrared Spectroscopy (FTIR) in conjunction with samples collected by GPC. One such method is described in Wheeler and Willis, Applied Spectroscopy, 1993, vol. 47, pp. 1128-1130. Different but similar methods are equally functional for this purpose and well known to those skilled in the art.

15 Comonomer content and sequence distribution of the polymers can be measured by ^{13}C nuclear magnetic resonance (^{13}C NMR), and such method is well known to those skilled in the art.

In one embodiment, the polymer is a random propylene copolymer having
20 a narrow composition distribution. In another embodiment, the polymer is a random propylene copolymer having a narrow composition distribution and a melting point of from 25°C to 110°C. The copolymer is described as random because for a polymer comprising propylene, comonomer, and optionally diene, the number and distribution of comonomer residues is consistent with the random
25 statistical polymerization of the monomers. In stereoblock structures, the number of block monomer residues of any one kind adjacent to one another is greater than predicted from a statistical distribution in random copolymers with a similar composition. Historical ethylene-propylene copolymers with stereoblock structure have a distribution of ethylene residues consistent with these blocky
30 structures rather than a random statistical distribution of the monomer residues in the polymer. The intramolecular composition distribution (i.e., randomness) of the copolymer may be determined by ^{13}C NMR, which locates the comonomer

residues in relation to the neighbouring propylene residues. The intermolecular composition distribution of the copolymer is determined by thermal fractionation in a solvent. A typical solvent is a saturated hydrocarbon such as hexane or heptane. Typically, approximately 75% by weight, preferably 85% by weight, of the copolymer is isolated as one or two adjacent, soluble fractions with the balance of the copolymer in immediately preceding or succeeding fractions. Each of these fractions has a composition (wt% comonomer such as ethylene or other α -olefin) with a difference of no greater than 20% (relative), preferably 10% (relative), of the average weight % comonomer of the copolymer. The copolymer has a narrow composition distribution if it meets the fractionation test described above. To produce a copolymer having the desired randomness and narrow composition, it is beneficial if (1) a single sited metallocene catalyst is used which allows only a single statistical mode of addition of the first and second monomer sequences and (2) the copolymer is well-mixed in a continuous flow stirred tank polymerization reactor which allows only a single polymerization environment for substantially all of the polymer chains of the copolymer.

The crystallinity of the polymers may be expressed in terms of heat of fusion. Embodiments of the present invention include polymers having a heat of fusion, as determined by DSC, ranging from a lower limit of 1.0 J/g, or 3.0 J/g, to an upper limit of 50 J/g, or 10 J/g. Without wishing to be bound by theory, it is believed that the polymers of embodiments of the present invention have generally isotactic crystallizable propylene sequences, and the above heats of fusion are believed to be due to the melting of these crystalline segments.

25

The crystallinity of the polymer may also be expressed in terms of crystallinity percent. The thermal energy for the highest order of polypropylene is estimated at 207 J/g. That is, 100% crystallinity is equal to 207 J/g. Preferably, the polymer has a polypropylene crystallinity within the range having an upper limit of 65%, 40%, 30%, 25%, or 20%, and a lower limit of 1%, 3%, 5%, 7%, or 8%.

The level of crystallinity is also reflected in the melting point. The term "melting

point," as used herein, is the highest peak highest meaning the largest amount of polymer being reflected as opposed to the peak occurring at the highest temperature among principal and secondary melting peaks as determined by DSC, discussed above. In one embodiment of the present invention, the polymer has a single melting point. Typically, a sample of propylene copolymer will show secondary melting peaks adjacent to the principal peak, which are considered together as a single melting point. The highest of these peaks is considered the melting point. The polymer preferably has a melting point by DSC ranging from an upper limit of 110°C, 105°C, 90°C, 80°C, or 70°C, to a lower limit of 0°C, 20°C, 25°C, 30°C, 35°C, 40°C, or 45°C.

Such polymers used in the invention have a weight average molecular weight (Mw) within the range having an upper limit of 5,000,000 g/mol, 1,000,000 g/mol, or 500,000 g/mol, and a lower limit of 10,000 g/mol, 20,000 g/mol, or 80,000 g/mol, and a molecular weight distribution Mw/Mn (MWD), sometimes referred to as a "polydispersity index" (PDI), ranging from a lower limit of 1.5, 1.8, or 2.0 to an upper limit of 40, 20, 10, 5, or 4.5. In one embodiment, the polymer has a Mooney viscosity, ML(1+4) @ 125°C, of 100 or less, 75 or less, 60 or less, or 30 or less. Mooney viscosity, as used herein, can be measured as ML(1+4) @ 125°C according to ASTM D1646, unless otherwise specified.

The polymers used in embodiments of the present invention can have a tacticity index (m/r) ranging from a lower limit of 4 or 6 to an upper limit of 8, 10, or 12. The tacticity index, expressed herein as "m/r", is determined by ¹³C nuclear magnetic resonance (NMR). The tacticity index m/r is calculated as defined in
5 H.N. Cheng, *Macromolecules*, 17, 1950 (1984). The designation "m" or "r" describes the stereochemistry of pairs of contiguous propylene groups, "m" referring to meso and "r" to racemic. An m/r ratio of 0 to less than 1.0 generally describes a syndiotactic polymer, and an m/r ratio of 1.0 an atactic material, and an m/r ratio of greater than 1.0 an isotactic material. An isotactic material
10 theoretically may have a ratio approaching infinity, and many by-product atactic polymers have sufficient isotactic content to result in ratios of greater than 50.

In one embodiment, the polymer has isotactic stereoregular propylene crystallinity. The term "stereoregular" as used herein means that the predominant
15 number, i.e. greater than 80%, of the propylene residues in the polypropylene or in the polypropylene continuous phase of a blend, such as impact copolymer exclusive of any other monomer such as ethylene, has the same 1,2 insertion and the stereochemical orientation of the pendant methyl groups is the same, either meso or racemic.

20

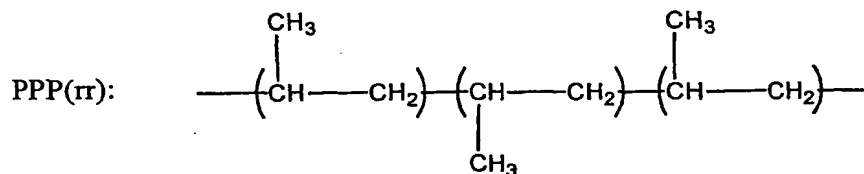
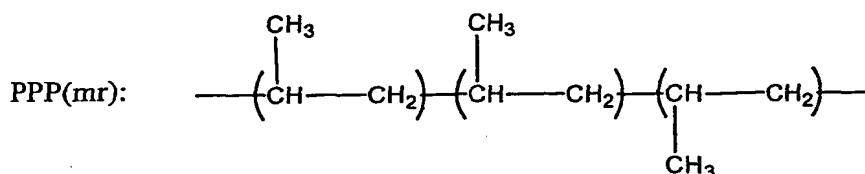
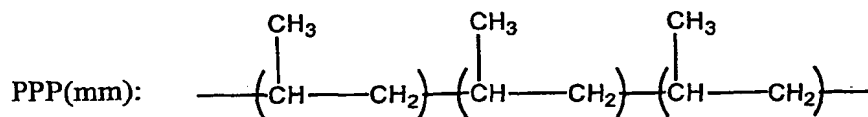
An ancillary procedure for the description of the tacticity of the propylene units of embodiments of the current invention is the use of triad tacticity. The triad tacticity of a polymer is the relative tacticity of a sequence of three adjacent propylene units, a chain consisting of head to tail bonds, expressed as a binary
25 combination of m and r sequences. It is usually expressed for copolymers of the present invention as the ratio of the number of units of the specified tacticity to all of the propylene triads in the copolymer.

The triad tacticity (mm fraction) of a propylene copolymer can be
30 determined from a ¹³C NMR spectrum of the propylene copolymer and the following formula:

$$\text{mm Fraction} = \frac{\text{PPP(mm)}}{\text{PPP(mm)} + \text{PPP(mr)} + \text{PPP(rr)}}$$

where PPP(mm), PPP(mr) and PPP(rr) denote peak areas derived from the methyl groups of the second units in the following three propylene unit chains consisting of head-to-tail bonds:

5



- 10 The ^{13}C NMR spectrum of the propylene copolymer is measured as described in U.S. Patent No. 5,504,172. The spectrum relating to the methyl carbon region (19-23 parts per million (ppm)) can be divided into a first region (21.2-21.9 ppm), a second region (20.3-21.0 ppm) and a third region (19.5-20.3 ppm). Each peak in the spectrum was assigned with reference to an article in the journal *Polymer*, Volume 30
- 15 (1989), page 1350. In the first region, the methyl group of the second unit in the three propylene unit chain represented by PPP (mm) resonates. In the second region, the methyl group of the second unit in the three propylene unit chain represented by PPP (mr) resonates, and the methyl group (PPE-methyl group) of a propylene unit whose adjacent units are a propylene unit and an ethylene unit resonates (in the
- 20 vicinity of 20.7 ppm). In the third region, the methyl group of the second unit in the three propylene unit chain represented by PPP (rr) resonates, and the methyl group (EPE-methyl group) of a propylene unit whose adjacent units are ethylene units resonates (in the vicinity of 19.8 ppm).

The calculation of the triad tacticity is outlined in the techniques shown in U.S. Patent No. 5,504,172. Subtraction of the peak areas for the error in propylene insertions (both 2,1 and 1,3) from peak areas from the total peak areas of the second region and the third region, the peak areas based on the 3 propylene units-chains (PPP(mr) and PPP(rr)) consisting of head-to-tail bonds can be obtained. Thus, the peak areas of PPP(mm), PPP(mr) and PPP(rr) can be evaluated, and hence the triad tacticity of the propylene unit chain consisting of head-to-tail bonds can be determined.

10 The polymers of embodiments of the present invention have a triad tacticity of three propylene units, as measured by ¹³C NMR, of 75% or greater, 80% or greater, 82% or greater, 85% or greater, or 90% or greater.

In embodiments of the present invention, the polymer has a melt index (MI) of 20 dg/min or less, 7 dg/min or less, 5 dg/min or less, or 2 dg/min or less, or less than 2 dg/min. The determination of the MI of the polymer is according to ASTM D1238 (190°C, 2.16kg). In this version of the method a portion of the sample extruded during the test was collected and weighed. This is commonly referred to as the modification 1 of the experimental procedure. The sample analysis is conducted at 190°C with a 1 minute preheat on the sample to provide a steady temperature for the duration of the experiment.

25 In one embodiment, the polymer used in the present invention is described in detail as the "Second Polymer Component (SPC)" in WO 00/69963, WO 00/01766, WO 99/07788, WO 02/083753, and described in further detail as the "Propylene Olefin Copolymer" in WO 00/01745, all of which are fully incorporated by reference herein for purposes of U.S. patent practice.

30 The polyolefin suitable for use in the present invention can be in any physical form when used to blend with the NFP of the invention. In one embodiment, reactor granules, defined as the granules of polymer that are isolated from the polymerization reactor prior to any processing procedures, are used to

blend with the NFP of the invention. The reactor granules have an average diameter of from 50 μm to 10 mm in one embodiment, and from 10 μm to 5 mm in another embodiment. In another embodiment, the polyolefin is in the form of pellets, such as, for example, having an average diameter of from 1 mm to 10 mm
5 that are formed from melt extrusion of the reactor granules.

In one embodiment of the invention, the polyolefin suitable for the composition excludes physical blends of polypropylene with other polyolefins, and in particular, excludes physical blends of polypropylene with low molecular
10 weight (500 to 10,000 g/mol) polyethylene or polyethylene copolymers, meaning that, low molecular weight polyethylene or polyethylene copolymers are not purposefully added in any amount to the polyolefin (e.g., polypropylene homopolymer or copolymer) compositions of the invention, such as is the case in,
for example, WO 01/18109 A1.

15

In a preferred embodiment, the NFP is an isoparaffin comprising C_6 to C_{25} isoparaffins. In another embodiment the non-functionalized plasticizer is a polyalphaolefin comprising C_{10} to C_{100} n-paraffins. The polyolefin may be a polypropylene homopolymer, copolymer, impact copolymer, or blends thereof,
20 and may include a plastomer. Non-limiting examples of desirable articles of manufacture made from compositions of the invention include films, sheets, fibers, woven and nonwoven fabrics, tubes, pipes, automotive components, furniture, sporting equipment, food storage containers, transparent and semi-transparent articles, toys, tubing and pipes, and medical devices. The
25 compositions of the invention may be characterized by having an improved (decreased) T_g relative to the starting polyolefin, while maintaining other desirable properties.

The polyolefin and NFP can be blended by any suitable means, and are
30 typically blended to obtain a homogeneous, single phase mixture. For example, they may be blended in a tumbler, static mixer, batch mixer, extruder, or a combination thereof. The mixing step may take place as part of a processing

method used to fabricate articles, such as in the extruder on an injection molding machine or fiber line.

The enhanced properties of the plasticized polyolefin compositions described herein are useful in a wide variety of applications, including transparent articles such as cook and storage ware, and in other articles such as furniture, automotive components, toys, sportswear, medical devices, sterilizable medical devices and sterilization containers, nonwoven fibers and fabrics and articles therefrom such as drapes, gowns, filters, hygiene products, diapers, and films, oriented films, sheets, tubes, pipes and other items where softness, high impact strength, and impact strength below freezing is important. Fabrication of the plasticized polyolefins of the invention to form these articles may be accomplished by injection molding, extrusion, thermoforming, blow molding, rotomolding, spunbonding, meltblowing, fiber spinning, blown film, stretching for oriented films, and other common processing methods.

In one embodiment of compositions of the present invention, conventional plasticizers such as is commonly used for poly(vinyl chloride) are substantially absent. In particular, plasticizers such as phthalates, adipates, trimellitate esters, polyesters, and other functionalized plasticizers as disclosed in, for example, US 3,318,835; US 4,409,345; WO 02/31044 A1; and PLASTICS ADDITIVES 499-504 (Geoffrey Pritchard, ed., Chapman & Hall 1998) are substantially absent. By "substantially absent", it is meant that these compounds are not added deliberately to the compositions and if present at all, are present at less than 0.5 weight %.

25

Oils such as naphthenic and other aromatic containing oils are present to less than 0.5 wt% of the compositions of the invention in a further embodiment. Also, aromatic moieties and carbon-carbon unsaturation are substantially absent from the non-functionalized plasticizers used in the present invention in yet another embodiment. Aromatic moieties include a compound whose molecules have the ring structure characteristic of benzene, naphthalene, phenanthrene, anthracene, etc. By "substantially absent", it is meant that these aromatic

30

compounds or moieties are not added deliberately to the compositions, and if present, are present to less than 0.5 wt% of the composition.

In another embodiment of compositions of the present invention, conventional plasticizers, elastomers, or "compatibilizers" such as low molecular weight polyethylene are substantially absent. In particular, ethylene homopolymers and copolymers having a weight average molecular weight of from 500 to 10,000 are substantially absent. Such polyethylene compatibilizers are disclosed in, for example, WO 01/18109 A1. By "substantially absent", it is meant that these compounds are not added deliberately to the compositions and, if present, are present at less than 5 weight %, more preferably less than 4 weight %, more preferably less than 3 weight %, more preferably less than 2 weight %, more preferably less than 1 weight %, more preferably less than 0.5 weight %, based upon the weight of the polyolefin, the ethylene polymer or copolymer, and the NFP.

Blending and Articles of Manufacture

The polyolefin compositions of the present invention may also contain other additives. Those additives include antioxidants, nucleating agents, acid scavengers, stabilizers, anticorrosion agents, blowing agents, other UV absorbers such as chain-breaking antioxidants, etc., quenchers, antistatic agents, slip agents, pigments, dyes and fillers and cure agents such as peroxide. Dyes and other colorants common in the industry may be present from 0.01 to 10 wt% in one embodiment, and from 0.1 to 6 wt% in another embodiment. Suitable nucleating agents are disclosed by, for example, H.N. Beck in *Heterogeneous Nucleating Agents for Polypropylene Crystallization*, 11 J. APPLIED POLY. SCI. 673-685 (1967) and in *Heterogeneous Nucleation Studies on Polypropylene*, 21 J. POLY. SCI.: POLY. LETTERS 347-351 (1983). Examples of suitable nucleating agents are sodium benzoate, sodium 2,2'-methylenebis(4,6-di-tert-butylphenyl) phosphate, aluminum 2,2'-methylenebis(4,6-di-tert-butylphenyl) phosphate, dibenzylidene sorbitol, di(p-tolylidene) sorbitol, di(p-ethylbenzylidene) sorbitol, bis(3,4-dimethylbenzylidene) sorbitol, and N',N'-dicyclohexyl-2,6-

naphthalenedicarboxamide, and salts of disproportionated rosin esters. The foregoing list is intended to be illustrative of suitable choices of nucleating agents for inclusion in the subject polypropylene formulations.

5 In particular, antioxidants and stabilizers such as organic phosphites, hindered amines, and phenolic antioxidants may be present in the polyolefin compositions of the invention from 0.001 to 2 wt% in one embodiment, and from 0.01 to 0.8 wt% in another embodiment, and from 0.02 to 0.5 wt% in yet another embodiment. Non-limiting examples of organic phosphites that are suitable are
10 tris(2,4-di-tert-butylphenyl)phosphite (IRGAFOS 168) and di(2,4-di-tert-butylphenyl)pentaerythritol diphosphite (ULTRANOX 626). Non-limiting examples of hindered amines include poly[2-N,N'-di(2,2,6,6-tetramethyl-4-piperidinyl)-hexanediamine-4-(1-amino-1,1,3,3-tetramethylbutane)sym-triazine]
(CHIMASORB 944); bis(1,2,2,6,6-pentamethyl-4-piperidyl)sebacate (TINUVIN
15 770). Non-limiting examples of phenolic antioxidants include pentaerythrityl tetrakis(3,5-di-tert-butyl-4-hydroxyphenyl) propionate (IRGANOX 1010); and 1,3,5-Tri(3,5-di-tert-butyl-4-hydroxybenzyl-isocyanurate (IRGANOX 3114).

Fillers may be present from 0.1 to 50 wt% in one embodiment, and from
20 0.1 to 25 wt% of the composition in another embodiment, and from 0.2 to 10 wt% in yet another embodiment. Desirable fillers include but not limited to titanium dioxide, silicon carbide, silica (and other oxides of silica, precipitated or not), antimony oxide, lead carbonate, zinc white, lithopone, zircon, corundum, spinel, apatite, Barytes powder, barium sulfate, magnesiter, carbon black, dolomite,
25 calcium carbonate, talc and hydrotalcite compounds of the ions Mg, Ca, or Zn with Al, Cr or Fe and CO₃ and/or HPO₄, hydrated or not; quartz powder, hydrochloric magnesium carbonate, glass fibers, clays, alumina, and other metal oxides and carbonates, metal hydroxides, chrome, phosphorous and brominated flame retardants, antimony trioxide, silica, silicone, and blends thereof. These
30 fillers may particularly include any other fillers and porous fillers and supports known in the art, and may have the NFP of the invention pre-contacted, or pre-absorbed into the filler prior to addition to the polyolefin in one embodiment.

More particularly, in one embodiment of the present invention, the NFP, or some portion of the NFP, may be blended with a filler, desirably a porous filler. The NFP and filler may be blended by, for example, a tumbler or other wet
5 blending apparatus. The NFP and filler in this embodiment are blended for a time suitable to form a homogenous composition of NFP and filler, desirably from 1 minute to 5 hours in one embodiment. This NFP/filler blend may then be blended with the polyolefin useful in the invention in order to effectuate plastication of the polyolefin. In another embodiment, a porous filler may be contacted with the
10 NFP, or some portion thereof, prior to contacting the filler with the polyolefin. In another embodiment, the porous filler, polyolefin and NFP are contacted simultaneously (or in the same blending apparatus). In any case, the NFP may be present from 0.1 to 60 wt% of the composition, and from 0.2 to 40 wt% in another embodiment, and from 0.3 to 20 wt% in yet another embodiment.

15

Fatty acid salts may also be present in the polyolefin compositions of the present invention. Such salts may be present from 0.001 to 1 wt% of the composition in one embodiment, and from 0.01 to 0.8 wt% in another embodiment. Examples of fatty acid metal salts include lauric acid, stearic acid,
20 succinic acid, stearyl lactic acid, lactic acid, phthalic acid, benzoic acid, hydroxystearic acid, ricinoleic acid, naphthenic acid, oleic acid, palmitic acid, and erucic acid, suitable metals including Li, Na, Mg, Ca, Sr, Ba, Zn, Cd, Al, Sn, Pb and so forth. Preferable fatty acid salts are selected from magnesium stearate, calcium stearate, sodium stearate, zinc stearate, calcium oleate, zinc oleate, and
25 magnesium oleate.

The resultant plasticized polyolefin of the present invention may be processed by any suitable means such as by calendaring, casting, coating, compounding, extrusion, foamed, laminated, blow molding, compression
30 molding, injection molding, thermoforming, transfer molding, cast molding, rotational molding, casting such as for films, spun or melt bonded such as for fibers, or other forms of processing such as described in, for example, PLASTICS

PROCESSING (Radian Corporation, Noyes Data Corp. 1986). More particularly, with respect to the physical process of producing the blend, sufficient mixing should take place to assure that a uniform blend will be produced prior to conversion into a finished product.

5

More particularly, the components of the polyolefinic composition of the present invention may be blended by any suitable means to form the plasticized polyolefin, which is then suitable for further processing into useful articles. In one aspect of the invention, the polyolefin and NFP are blended, or melt blended, in an apparatus such as an extruder or Brabender mixer. The polyolefin may also be blended with the NFP using a tumbler, double-cone blender, ribbon blender, or other suitable blender. In yet another embodiment, the polyolefin and NFP are blended by a combination of, for example, a tumbler, followed by melt blending in an extruder. Extrusion technology for polypropylene is described in more detail in, for example, PLASTICS EXTRUSION TECHNOLOGY 26-37 (Friedhelm Hensen, ed. Hanser Publishers 1988) and in POLYPROPYLENE HANDBOOK 304-348 (Edward P. Moore, Jr. ed., Hanser Publishers 1996).

More particularly, the components of the polyolefinic composition of the present invention may be blended in solution by any suitable means to form the plasticized polyolefin, by using a solvent that dissolves both components to a significant extent. The blending may occur at any temperature or pressure where the NFP and the polyolefin remain in solution. Preferred conditions include blending at high temperatures, such as 20 °C or more, preferably 40 °C or more over the melting point of the polyolefin. For example iPP would typically be solution blended with the NFP at a temperature of 200 °C or more, preferably 220°C or more. Such solution blending would be particularly useful in processes where the polyolefin is made by solution process and the NFP is added directly to the finishing train, rather than added to the dry polymer in another blending step altogether. Such solution blending would also be particularly useful in processes where the polyolefin is made in a bulk or high pressure process where the both the polymer and the NFP were soluble in the monomer. As with the solution process

the NFP is added directly to the finishing train, rather than added to the dry polymer in another blending step altogether.

5 The polyolefin suitable for use in the present invention can be in any physical form when used to blend with the NFP of the invention. In one embodiment, reactor granules, defined as the granules of polymer that are isolated from the polymerization reactor, are used to blend with the NFP of the invention. The reactor granules have an average diameter of from 10 μm to 5 mm, and from 50 μm to 10 mm in another embodiment. Alternately, the polyolefin is in the form of pellets, such as, for example, having an average diameter of from 1 mm to 6 mm that are formed from melt extrusion of the reactor granules.

15 One method of blending the NFP with the polyolefin is to contact the components in a tumbler, the polyolefin being in the form of reactor granules. This works particularly well with polypropylene homopolymer. This can then be followed, if desired, by melt blending in an extruder. Another method of blending the components is to melt blend the polyolefin pellets with the NFP directly in an extruder or Brabender.

20 Thus, in the cases of injection molding of various articles, simple solid state blends of the pellets serve equally as well as pelletized melt state blends of raw polymer granules, of granules with pellets, or of pellets of the two components since the forming process includes a remelting and mixing of the raw material. In the process of compression molding of medical devices, however, 25 little mixing of the melt components occurs, and a pelletized melt blend would be preferred over simple solid state blends of the constituent pellets and/or granules. Those skilled in the art will be able to determine the appropriate procedure for blending of the polymers to balance the need for intimate mixing of the component ingredients with the desire for process economy.

30

The polyolefinic compositions of the present invention are suitable for such articles as automotive components, wire and cable jacketing, pipes,

agricultural films, geomembranes, toys, sporting equipment, medical devices, casting and blowing of packaging films, extrusion of tubing, pipes and profiles, sporting equipment, outdoor furniture (*e.g.*, garden furniture) and playground equipment, boat and water craft components, and other such articles. In particular, the compositions are suitable for automotive components such as
5 bumpers, grills, trim parts, dashboards and instrument panels, exterior door and hood components, spoiler, wind screen, hub caps, mirror housing, body panel, protective side molding, and other interior and external components associated with automobiles, trucks, boats, and other vehicles.

10

Other useful articles and goods may be formed economically by the practice of our invention including: crates, containers, packaging, labware, such as roller bottles for culture growth and media bottles, office floor mats, instrumentation sample holders and sample windows; liquid storage containers
15 such as bags, pouches, and bottles for storage and IV infusion of blood or solutions; packaging material including those for any medical device or drugs including unit-dose or other blister or bubble pack as well as for wrapping or containing food preserved by irradiation. Other useful items include medical tubing and valves for any medical device including infusion kits, catheters, and
20 respiratory therapy, as well as packaging materials for medical devices or food which is irradiated including trays, as well as stored liquid, particularly water, milk, or juice, containers including unit servings and bulk storage containers as well as transfer means such as tubing, pipes, and such.

25

These devices may be made or formed by any useful forming means for forming polyolefins. This will include, at least, molding including compression molding, injection molding, blow molding, and transfer molding; film blowing or casting; extrusion, and thermoforming; as well as by lamination, pultrusion, protrusion, draw reduction, rotational molding, spinbonding, melt spinning, melt
30 blowing; or combinations thereof. Use of at least thermoforming or film applications allows for the possibility of and derivation of benefits from uniaxial or biaxial orientation of the radiation tolerant material.

In some embodiments the plasticized polyolefins produced by this invention may be blended with one or more other polymers, including but not limited to, thermoplastic polymer(s) and/or elastomer(s).

5

By thermoplastic polymer(s)" is meant a polymer that can be melted by heat and then cooled with out appreciable change in properties. Thermoplastic polymers typically include, but are not limited to, polyolefins, polyamides, polyesters, polycarbonates, polysulfones, polyacetals, polylactones, acrylonitrile-butadiene-
10 styrene resins, polyphenylene oxide, polyphenylene sulfide, styrene-acrylonitrile resins, styrene maleic anhydride, polyimides, aromatic polyketones, or mixtures of two or more of the above. Preferred polyolefins include, but are not limited to, polymers comprising one or more linear, branched or cyclic C2 to C40 olefins, preferably polymers comprising propylene copolymerized with one or more C3
15 C40 olefins, preferably a C3 to C20 alpha olefin, more preferably C3 to C10 alpha-olefins. More preferred polyolefins include, but are not limited to, polymers comprising ethylene including but not limited to ethylene copolymerized with a C3 to C40 olefin, preferably a C3 to C20 alpha olefin, more preferably propylene and or butene.

20

By elastomers is meant all natural and synthetic rubbers, including those defined in ASTM D1566). Examples of preferred elastomers include, but are not limited to, ethylene propylene rubber, ethylene propylene diene monomer rubber, styrenic block copolymer rubbers (including SI, SIS, SB, SBS, SIBS and the like, where
25 S=styrene, I=isobutylene, and B=butadiene), butyl rubber, halobutyl rubber, copolymers of isobutylene and para-alkylstyrene, halogenated copolymers of isobutylene and para-alkylstyrene, natural rubber, polyisoprene, copolymers of butadiene with acrylonitrile, polychloroprene, alkyl acrylate rubber, chlorinated isoprene rubber, acrylonitrile chlorinated isoprene rubber, polybutadiene rubber
30 (both cis and trans).

In another embodiment, the blend comprising the NFP may further be combined

with one or more of polybutene, ethylene vinyl acetate, low density polyethylene (density 0.915 to less than 0.935 g/cm³) linear low density polyethylene, ultra low density polyethylene (density 0.86 to less than 0.90 g/cm³), very low density polyethylene (density 0.90 to less than 0.915 g/cm³), medium density
5 polyethylene (density 0.935 to less than 0.945 g/cm³), high density polyethylene (density 0.945 to 0.98 g/cm³), ethylene vinyl acetate, ethylene methyl acrylate, copolymers of acrylic acid, polymethylmethacrylate or any other polymers polymerizable by a high-pressure free radical process, polyvinylchloride, polybutene-1, isotactic polybutene, ABS resins, ethylene-propylene rubber (EPR),
10 vulcanized EPR, EPDM, block copolymer, styrenic block copolymers, polyamides, polycarbonates, PET resins, crosslinked polyethylene, copolymers of ethylene and vinyl alcohol (EVOH), polymers of aromatic monomers such as polystyrene, poly-1 esters, polyacetal, polyvinylidene fluoride, polyethylene glycols and/or polyisobutylene. Preferred polymers include those available from
15 Exxon Chemical Company in Baytown, Texas under the tradenames EXCEED™ and EXACT™.

Tackifiers may be blended with the polymers of this invention and/or with blends of the polymer produced by this inventions (as described above). Examples of
20 useful tackifiers include, but are not limited to, aliphatic hydrocarbon resins, aromatic modified aliphatic hydrocarbon resins, hydrogenated polycyclopentadiene resins, polycyclopentadiene resins, gum rosins, gum rosin esters, wood rosins, wood rosin esters, tall oil rosins, tall oil rosin esters, polyterpenes, aromatic modified polyterpenes, terpene phenolics, aromatic
25 modified hydrogenated polycyclopentadiene resins, hydrogenated aliphatic resin, hydrogenated aliphatic aromatic resins, hydrogenated terpenes and modified terpenes, and hydrogenated rosin esters. In some embodiments the tackifier is hydrogenated. In other embodiments the tackifier is non-polar. (Non-polar meaning that the tackifier is substantially free of monomers having polar groups.
30 Preferably the polar groups are not present, however if they are preferably they are not present at more than 5 weight %, preferably not more than 2 weight %, even more preferably no more than 0.5 weight %.) In some embodiments the tackifier

has a softening point (Ring and Ball, as measured by ASTM E-28) of 80 °C to 140 °C, preferably 100 °C to 130 °C. The tackifier, if present, is typically present at about 1 weight % to about 50 weight %, based upon the weight of the blend, more preferably 10 weight % to 40 weight %, even more preferably 20 weight % to 40 weight %. Preferably however, tackifier is not present, or if present, is present at less than 10 weight %, preferably less than 5 weight %, more preferably at less than 1 weight %.

In another embodiment the polymers of this invention, and/or blends thereof, further comprise typical additives known in the art such as fillers, cavitating agents, antioxidants, surfactants, adjuvants, plasticizers, block, antiblock, color masterbatches, pigments, dyes, processing aids, UV stabilizers, neutralizers, lubricants, waxes, and/or nucleating agents. The additives may be present in the typically effective amounts well known in the art, such as 0.001 weight % to 10 weight %.

Preferred fillers, cavitating agents and/or nucleating agents include titanium dioxide, calcium carbonate, barium sulfate, silica, silicon dioxide, carbon black, sand, glass beads, mineral aggregates, talc, clay and the like.

Preferred antioxidants include phenolic antioxidants, such as Irganox 1010, Irganox, 1076 both available from Ciba-Geigy. Preferred oils include paraffinic or naphthenic oils such as Primol 352, or Primol 876 available from ExxonMobil Chemical France, S.A. in Paris, France. More preferred oils include aliphatic naphthenic oils, white oils or the like.

APPLICATIONS

The compositions of this invention (and blends thereof as described above) may
5 be used in any known thermoplastic or elastomer application. Examples include
uses in molded parts, films, tapes, sheets, tubing, hose, sheeting, wire and cable
coating, adhesives, shoesoles, bumpers, gaskets, bellows, films, fibers, elastic
fibers, nonwovens, spunbonds, sealants, surgical gowns and medical devices.

10 Adhesives

The polymers of this invention or blends thereof can be used as adhesives, either
alone or combined with tackifiers. Preferred tackifiers are described above. The
tackifier is typically present at about 1 weight % to about 50 weight %, based
upon the weight of the blend, more preferably 10 weight % to 40 weight %, even
15 more preferably 20 weight % to 40 weight %. Other additives, as described
above, may be added also.

The adhesives of this invention can be used in any adhesive application, including
but not limited to, disposables, packaging, laminates, pressure sensitive adhesives,
20 tapes labels, wood binding, paper binding, non-wovens, road marking, reflective
coatings, and the like. In a preferred embodiment the adhesives of this invention
can be used for disposable diaper and napkin chassis construction, elastic
attachment in disposable goods converting, packaging, labeling, bookbinding,
woodworking, and other assembly applications. Particularly preferred
25 applications include: baby diaper leg elastic, diaper frontal tape, diaper standing
leg cuff, diaper chassis construction, diaper core stabilization, diaper liquid
transfer layer, diaper outer cover lamination, diaper elastic cuff lamination,
feminine napkin core stabilization, feminine napkin adhesive strip, industrial
filtration bonding, industrial filter material lamination, filter mask lamination,
30 surgical gown lamination, surgical drape lamination, and perishable products
packaging.

Films

The compositions described above and the blends thereof may be formed into monolayer or multilayer films. These films may be formed by any of the conventional techniques known in the art including extrusion, co-extrusion, 5 extrusion coating, lamination, blowing and casting. The film may be obtained by the flat film or tubular process which may be followed by orientation in an uniaxial direction or in two mutually perpendicular directions in the plane of the film. One or more of the layers of the film may be oriented in the transverse and/or longitudinal directions to the same or different extents. This orientation 10 may occur before or after the individual layers are brought together. For example a polyethylene layer can be extrusion coated or laminated onto an oriented polypropylene layer or the polyethylene and polypropylene can be coextruded together into a film then oriented. Likewise, oriented polypropylene could be 15 laminated to oriented polyethylene or oriented polyethylene could be coated onto polypropylene then optionally the combination could be oriented even further. Typically the films are oriented in the Machine Direction (MD) at a ratio of up to 15, preferably between 5 and 7, and in the Transverse Direction (TD) at a ratio of up to 15 preferably 7 to 9. However in another embodiment the film is oriented to 20 the same extent in both the MD and TD directions.

In another embodiment the layer comprising the plasticized polyolefin composition of this invention (and/or blends thereof) may be combined with one or more other layers. The other layer(s) may be any layer typically included in 25 multilayer film structures. For example the other layer or layers may be:

1. Polyolefins

Preferred polyolefins include homopolymers or copolymers of C2 to C40 olefins, preferably C2 to C20 olefins, preferably a copolymer of an alpha-olefin and another olefin or alpha-olefin (ethylene is defined to be an alpha-olefin for purposes of this invention). Preferably homopolyethylene, 30 homopolypropylene, propylene copolymerized with ethylene and or butene, ethylene copolymerized with one or more of propylene, butene or

hexene, and optional dienes. Preferred examples include thermoplastic polymers such as ultra low density polyethylene, very low density polyethylene, linear low density polyethylene, low density polyethylene, medium density polyethylene, high density polyethylene, polypropylene, isotactic polypropylene, highly isotactic polypropylene, syndiotactic polypropylene, random copolymer of propylene and ethylene and/or butene and/or hexene, elastomers such as ethylene propylene rubber, ethylene propylene diene monomer rubber, neoprene, and blends of thermoplastic polymers and elastomers, such as for example, thermoplastic elastomers and rubber toughened plastics.

2. Polar polymers

Preferred polar polymers include homopolymers and copolymers of esters, amides, actates, anhydrides, copolymers of a C2 to C20 olefin, such as ethylene and/or propylene and/or butene with one or more polar monomers such as acetates, anhydrides, esters, alcohol, and or acrylics. Preferred examples include polyesters, polyamides, ethylene vinyl acetate copolymers, and polyvinyl chloride.

3. Cationic polymers Preferred cationic polymers include polymers or copolymers of geminally disubstituted olefins, alpha-heteroatom olefins and/or styrenic monomers. Preferred geminally disubstituted olefins include isobutylene, isopentene, isoheptene, isohexane, isooctene, isodecene, and isododecene. Preferred alpha-heteroatom olefins include vinyl ether and vinyl carbazole, preferred styrenic monomers include styrene, alkyl styrene, para-alkyl styrene, alpha-methyl styrene, chloro-styrene, and bromo-para-methyl styrene. Preferred examples of cationic polymers include butyl rubber, isobutylene copolymerized with para methyl styrene, polystyrene, and poly-alpha-methyl styrene.

4. Miscellaneous

Other preferred layers can be paper, wood, cardboard, metal, metal foils (such as aluminum foil and tin foil), metallized surfaces, glass (including silicon oxide (SiO_x) coatings applied by evaporating silicon oxide onto a film surface), fabric, spunbonded fibers, and non-wovens (particularly

polypropylene spun bonded fibers or non-wovens), and substrates coated with inks, dyes, pigments, and the like.

5 The films may vary in thickness depending on the intended application, however films of a thickness from 1 to 250 μm are usually suitable. Films intended for packaging are usually from 10 to 60 micron thick. The thickness of the sealing layer is typically 0.2 to 50 μm . There may be a sealing layer on both the inner and outer surfaces of the film or the sealing layer may be present on only the inner or the outer surface.

10

Additives such as block, antiblock, antioxidants, pigments, fillers, processing aids, UV stabilizers, neutralizers, lubricants, surfactants and/or nucleating agents may also be present in one or more than one layer in the films. Preferred additives include silicon dioxide, titanium dioxide, 15 polydimethylsiloxane, talc, dyes, wax, calcium stearate, carbon black, low molecular weight resins and glass beads.

In another embodiment one more layers may be modified by corona treatment, electron beam irradiation, gamma irradiation, or microwave 20 irradiation. In a preferred embodiment one or both of the surface layers is modified by corona treatment.

The films described herein may also comprise from 5 to 60 weight %, based upon the weight of the polymer and the resin, of a hydrocarbon 25 resin. The resin may be combined with the polymer of the seal layer(s) or may be combined with the polymer in the core layer(s). The resin preferably has a softening point above 100°C., even more preferably from 130 to 180°C. Preferred hydrocarbon resins include those described above. The films comprising a hydrocarbon resin may be oriented in 30 uniaxial or biaxial directions to the same or different degrees.

The films described above may be used as stretch and/or cling films. Stretch/cling

films are used in various bundling, packaging and palletizing operations. To impart cling properties to, or improve the cling properties of, a particular film, a number of well-known tackifying additives have been utilized. Common tackifying additives include polybutenes, terpene resins, alkali metal stearates and hydrogenated rosins and rosin esters. The cling properties of a film can also be modified by the well-known physical process referred to as corona discharge. Some polymers (such as ethylene methyl acrylate copolymers) do not need cling additives and can be used as cling layers without tackifiers. Stretch/clings films may comprise a slip layer comprising any suitable polyolefin or combination of polyolefins such as polyethylene, polypropylene, copolymers of ethylene and propylene, and polymers obtained from ethylene and/or propylene copolymerized with minor amounts of other olefins, particularly C4 to C12 olefins. Particularly preferred are polypropylene and linear low density polyethylene (LLDPE). Suitable polypropylene is normally solid and isotactic, i.e., greater than 90% hot heptane insolubles, having wide ranging melt flow rates of from about 0.1 to about 300 g/10 min. Additionally, the slip layer may include one or more anticling (slip and/or antiblock) additives which may be added during the production of the polyolefin or subsequently blended in to improve the slip properties of this layer. Such additives are well-known in the art and include, for example, silicas, silicates, diatomaceous earths, talcs and various lubricants. These additives are preferably utilized in amounts ranging from about 100 ppm to about 20,000 ppm, more preferably between about 500 ppm to about 10,000 ppm, by weight based upon the weight of the slip layer.

25 The slip layer may, if desired, also include one or more other additives as described above

Molded Products

30 The plasticized polyolefin composition described above may also be used to prepare the molded products of this invention in any molding process, including but not limited to, injection molding, gas-assisted injection molding, extrusion blow molding, injection blow molding, injection stretch blow molding,

compression molding, rotational molding, foam molding, thermoforming, sheet extrusion, and profile extrusion. The molding processes are well known to those of ordinary skill in the art.

5 The compositions described herein may be shaped into desirable end use articles by any suitable means known in the art. Thermoforming, vacuum forming, blow molding, rotational molding, slush molding, transfer molding, wet lay-up or contact molding, cast molding, cold forming matched-die molding, injection molding, spray techniques, profile co-extrusion, or
10 combinations thereof are typically used methods.

 Thermoforming is a process of forming at least one pliable plastic sheet into a desired shape. An embodiment of a thermoforming sequence is described, however this should not be construed as limiting the thermoforming
15 methods useful with the compositions of this invention. First, an extrudate film of the composition of this invention (and any other layers or materials) is placed on a shuttle rack to hold it during heating. The shuttle rack indexes into the oven which pre-heats the film before forming. Once the film is heated, the shuttle rack indexes back to the forming tool. The film is then vacuumed onto
20 the forming tool to hold it in place and the forming tool is closed. The forming tool can be either "male" or "female" type tools. The tool stays closed to cool the film and the tool is then opened. The shaped laminate is then removed from the tool.

25 Thermoforming is accomplished by vacuum, positive air pressure, plug-assisted vacuum forming, or combinations and variations of these, once the sheet of material reaches thermoforming temperatures, typically of from 140°C to 185°C or higher. A pre-stretched bubble step is used, especially on large parts, to improve material distribution. In one embodiment, an articulating rack
30 lifts the heated laminate towards a male forming tool, assisted by the application of a vacuum from orifices in the male forming tool. Once the laminate is firmly formed about the male forming tool, the thermoformed shaped laminate is then

cooled, typically by blowers. Plug-assisted forming is generally used for small, deep drawn parts. Plug material, design, and timing can be critical to optimization of the process. Plugs made from insulating foam avoid premature quenching of the plastic. The plug shape is usually similar to the mold cavity, but smaller and without part detail. A round plug bottom will usually promote even material distribution and uniform side-wall thickness. For a semicrystalline polymer such as polypropylene, fast plug speeds generally provide the best material distribution in the part.

10 The shaped laminate is then cooled in the mold. Sufficient cooling to maintain a mold temperature of 30°C to 65°C is desirable. The part is below 90 °C to 100 °C before ejection in one embodiment. For the good behavior in thermoforming, the lowest melt flow rate polymers are desirable. The shaped laminate is then trimmed of excess laminate material.

15

Blow molding is another suitable forming means, which includes injection blow molding, multi-layer blow molding, extrusion blow molding, and stretch blow molding, and is especially suitable for substantially closed or hollow objects, such as, for example, gas tanks and other fluid containers. Blow molding is described in more detail in, for example, CONCISE ENCYCLOPEDIA OF POLYMER SCIENCE AND ENGINEERING 90-92 (Jacqueline I. Kroschwitz, ed., John Wiley & Sons 1990).

25 In yet another embodiment of the formation and shaping process, profile co-extrusion can be used. The profile co-extrusion process parameters are as above for the blow molding process, except the die temperatures (dual zone top and bottom) range from 150°C - 235°C, the feed blocks are from 90°C - 250°C, and the water cooling tank temperatures are from 10°C - 40°C.

30 One embodiment of an injection molding process is described as follows. The shaped laminate is placed into the injection molding tool. The mold is closed and the substrate material is injected into the mold. The substrate

material has a melt temperature between 200°C and 300°C in one embodiment, and from 215°C and 250 °C and is injected into the mold at an injection speed of between 2 and 10 seconds. After injection, the material is packed or held at a predetermined time and pressure to make the part dimensionally and aesthetically correct. Typical time periods are from 5 to 25 seconds and pressures from 1,380 kPa to 10,400 kPa. The mold is cooled between 10 °C and 70°C to cool the substrate. The temperature will depend on the desired gloss and appearance desired. Typical cooling time is from 10 to 30 seconds, depending on part on the thickness. Finally, the mold is opened and the shaped composite article ejected.

Likewise , molded articles may be fabricated by injecting molten polymer into a mold that shapes and solidifies the molten polymer into desirable geometry and thickness of molded articles. Sheet may be made either by extruding a substantially flat profile from a die, onto a chill roll, or alternatively by calendaring. Sheet will generally be considered to have a thickness of from 10 mils to 100 mils (254 µm to 2540 µm), although sheet may be substantially thicker. Tubing or pipe may be obtained by profile extrusion for uses in medical, potable water, land drainage applications or the like. The profile extrusion process involves the extrusion of molten polymer through a die. The extruded tubing or pipe is then solidified by chill water or cooling air into a continuous extruded articles. The tubing will generally be in the range of from 0.31 cm to 2.54 cm in outside diameter, and have a wall thickness of in the range of from 254 µm to 0.5 cm. The pipe will generally be in the range of from 2.54 cm to 254 cm in outside diameter, and have a wall thickness of in the range of from 0.5 cm to 15 cm. Sheet made from the products of an embodiment of a version of the present invention may be used to form containers. Such containers may be formed by thermoforming, solid phase pressure forming, stamping and other shaping techniques. Sheets may also be formed to cover floors or walls or other surfaces.

30

In an embodiment of the thermoforming process, the oven temperature is between 160°C and 195°C, the time in the oven between 10 and 20 seconds, and

the die temperature, typically a male die, between 10°C and 71°C. The final thickness of the cooled (room temperature), shaped laminate is from 10 μm to 6000 μm in one embodiment, from 200 μm to 6000 μm in another embodiment, and from 250 μm to 3000 μm in yet another embodiment, and from 500 μm to 1550 μm in yet another embodiment, a desirable range being any combination of any upper thickness limit with any lower thickness limit.

In an embodiment of the injection molding process, wherein a substrate material is injection molded into a tool including the shaped laminate, the melt temperature of the substrate material is between 230°C and 255°C in one embodiment, and between 235°C and 250°C in another embodiment, the fill time from 2 to 10 seconds in one embodiment, from 2 to 8 seconds in another embodiment, and a tool temperature of from 25°C to 65°C in one embodiment, and from 27°C and 60°C in another embodiment. In a desirable embodiment, the substrate material is at a temperature that is hot enough to melt any tie-layer material or backing layer to achieve adhesion between the layers.

In yet another embodiment of the invention, the compositions of this invention may be secured to a substrate material using a blow molding operation. Blow molding is particularly useful in such applications as for making closed articles such as fuel tanks and other fluid containers, playground equipment, outdoor furniture and small enclosed structures. In one embodiment of this process, Compositions of this invention are extruded through a multi-layer head, followed by placement of the uncooled laminate into a parison in the mold. The mold, with either male or female patterns inside, is then closed and air is blown into the mold to form the part.

It will be understood by those skilled in the art that the steps outlined above may be varied, depending upon the desired result. For example, the an extruded sheet of the compositions of this invention may be directly thermoformed or blow molded without cooling, thus skipping a cooling step. Other parameters may be varied as well in order to achieve a finished composite

article having desirable features.

Non-Wovens and Fibers

5 The plasticized polyolefin composition described above may also be used to prepare the nonwoven fabrics and fibers of this invention in any nonwoven fabric and fiber making process, including but not limited to, melt blowing, spunbonding, film aperturing, and staple fiber carding. A continuous filament process may also be used. Preferably a spunbonding process is used. The
10 spunbonding process is well known in the art. Generally it involves the extrusion of fibers through a spinneret. These fibers are then drawn using high velocity air and laid on an endless belt. A calender roll is generally then used to heat the web and bond the fibers to one another although other techniques may be used such as sonic bonding and adhesive bonding. The fabric may be prepared with mixed
15 metallocene polypropylene alone, physically blended with other mixed metallocene polypropylene or physically blended with single metallocene polypropylene. Likewise the fabrics of this invention may be prepared with mixed metallocene polypropylene physically blended with conventional Ziegler-Natta produced polymer. If blended, the fabric of this invention is preferably comprised
20 of at least 50% mixed metallocene polypropylene. With these nonwoven fabrics, manufacturers can maintain the desirable properties of fabrics prepared with metallocene produced polypropylene while increasing fabric strength and potentially increased line speed compared to fabrics made using conventional polymers.

25

TEST METHODS

Dynamic Mechanical Thermal Analysis

30 The glass transition temperature (T_g) and storage modulus (E') were measured using dynamic mechanical thermal analysis (DMTA). This test provides information about the small-strain mechanical response (relaxation behavior) of a sample as a function of temperature over a temperature range that

history as well as any molded-in orientation or stresses. The sample was then held for 10 minutes at this temperature to destroy its thermal history. Crystallization data was acquired by cooling the sample from the melt to at least 50°C below the crystallization temperature at a cooling rate of 10°C/min. The sample was then held at 25°C for 10 minutes, and finally heated at 10°C/min to acquire additional melting data (second heat). This provides information about the melting behavior after a controlled thermal history and free from potential molded-in orientation and stress effects. The endothermic melting transition (first and second heat) and exothermic crystallization transition were analyzed for onset of transition and peak temperature. The melting temperatures reported in the tables are the peak melting temperatures from the second heat unless otherwise indicated. For polymers displaying multiple peaks, the higher melting peak temperature is reported.

Areas under the curve was used to determine the **heat of fusion (ΔH_f)** which can be used to calculate the **degree of crystallinity**. A value of 207 J/g was used as the equilibrium heat of fusion for 100% crystalline polypropylene (obtained from B. Wunderlich, "Thermal Analysis", Academic Press, Page 418, 1990). The percent crystallinity is calculated using the formula, [area under the curve (J/g) / 207 (J/g)] * 100.

20

Size-Exclusion Chromatography of Polymers

Molecular weight distribution was characterized using Size-Exclusion Chromatography (SEC). Molecular weight (**weight-average molecular weight, M_w** , and **number-average molecular weight, M_n**) were determined using a High Temperature Size Exclusion Chromatograph (either from Waters Corporation or Polymer Laboratories), equipped with a differential refractive index detector (DRI), an online light scattering detector, and a viscometer. Experimental details not described below, including how the detectors were calibrated, are described in: T. Sun, P. Brant, R. R. Chance, and W. W. Graessley, Macromolecules, Volume 34, Number 19, 6812-6820, (2001).

30

Three Polymer Laboratories PLgel 10mm Mixed-B columns were used. The nominal flow rate was 0.5 cm³ /min, and the nominal injection volume was 300 μ L.

The various transfer lines, columns and differential refractometer (the DRI detector) were contained in an oven maintained at 135°C.

Solvent for the SEC experiment was prepared by dissolving 6 grams of butylated hydroxy toluene as an antioxidant in 4 liters of Aldrich reagent grade 1,2,4 trichlorobenzene (TCB). The TCB mixture was then filtered through a 0.7 μm glass pre-filter and subsequently through a 0.1 μm Teflon filter. The TCB was then degassed with an online degasser before entering the SEC.

Polymer solutions were prepared by placing dry polymer in a glass container, adding the desired amount of TCB, then heating the mixture at 160 °C with continuous agitation for about 2 hours. All quantities were measured gravimetrically. The TCB densities used to express the polymer concentration in mass/volume units are 1.463 g/ml at room temperature and 1.324 g/ml at 135 °C. The injection concentration ranged from 1.0 to 2.0 mg/ml, with lower concentrations being used for higher molecular weight samples.

Prior to running each sample the DRI detector and the injector were purged. Flow rate in the apparatus was then increased to 0.5 ml/minute, and the DRI was allowed to stabilize for 8-9 hours before injecting the first sample. The LS laser was turned on 1 to 1.5 hours before running samples.

The concentration, c , at each point in the chromatogram is calculated from the baseline-subtracted DRI signal, I_{DRI} , using the following equation:

$$c = K_{\text{DRI}} I_{\text{DRI}} / (dn/dc)$$

where K_{DRI} is a constant determined by calibrating the DRI, and (dn/dc) is the same as described below for the LS analysis. Units on parameters throughout this description of the SEC method are such that concentration is expressed in g/cm^3 , molecular weight is expressed in g/mole, and intrinsic viscosity is expressed in dL/g .

The light scattering detector used was a Wyatt Technology High Temperature mini-DAWN. The polymer molecular weight, M , at each point in the chromatogram is determined by analyzing the LS output using the Zimm model for static light scattering (M.B. Huglin, LIGHT SCATTERING FROM POLYMER SOLUTIONS, Academic Press, 1971):

$$\frac{K_o c}{\Delta R(\theta)} = \frac{1}{MP(\theta)} + 2A_c c$$

Here, $\Delta R(\theta)$ is the measured excess Rayleigh scattering intensity at scattering angle θ , c is the polymer concentration determined from the DRI analysis, A_2 is the second virial coefficient, $P(\theta)$ is the form factor for a monodisperse random coil (described in the above reference), and K_o is the optical constant for the system:

$$K_o = \frac{4\pi^2 n^2 (dn/dc)^2}{\lambda^4 N_A}$$

in which N_A is Avogadro's number, and (dn/dc) is the refractive index increment for the system. The refractive index, $n = 1.500$ for TCB at 135°C and $\lambda = 690$ nm. In addition, $A_2 = 0.0006$ for propylene polymers and 0.0015 for butene polymers, and $(dn/dc) = 0.104$ for propylene polymers and 0.098 for butene polymers.

A high temperature Viscotek Corporation viscometer was used, which has four capillaries arranged in a Wheatstone bridge configuration with two pressure transducers. One transducer measures the total pressure drop across the detector, and the other, positioned between the two sides of the bridge, measures a differential pressure. The specific viscosity, η_s , for the solution flowing through the viscometer is calculated from their outputs. The intrinsic viscosity, $[\eta]$, at each point in the chromatogram is calculated from the following equation:

$$\eta_s = c[\eta] + 0.3(c[\eta])^2$$

where c was determined from the DRI output.

The **branching index (g')** is calculated using the output of the SEC-DRI-LS-VIS method as follows. The average intrinsic viscosity, $[\eta]_{\text{avg}}$, of the sample is calculated by:

$$[\eta]_{\text{avg}} = \frac{\sum c_i [\eta]_i}{\sum c_i}$$

where the summations are over the chromatographic slices, i , between the integration limits. The branching index g' is defined as:

$$g' = \frac{[\eta]_{\text{avg}}}{kM_v^\alpha}$$

where $k = 0.0002288$ and $\alpha = 0.705$ for propylene polymers, and $k = 0.00018$ and $\alpha = 0.7$ for butene polymers. M_v is the viscosity-average molecular weight based

on molecular weights determined by LS analysis.

¹³C-NMR spectroscopy

Polymer microstructure was determined by ¹³C-NMR spectroscopy, including the concentration of isotactic and syndiotactic diads ([m] and [r]), triads ([mm] and [rr]), and pentads ([mmmm] and [rrrr]). Samples were dissolved in d₂-1,1,2,2-tetrachloroethane. Spectra were recorded at 125°C using a NMR spectrometer of 75 or 100 MHz. Polymer resonance peaks are referenced to mmmm = 21.8 ppm. Calculations involved in the characterization of polymers by NMR follow the work of F. A. Bovey in "Polymer Conformation and Configuration" Academic Press, New York 1969 and J. Randall in "Polymer Sequence Determination, ¹³C-NMR Method", Academic Press, New York, 1977. The percent of methylene sequences of two in length, %(CH₂)₂, were calculated as follows: the integral of the methyl carbons between 14-18 ppm (which are equivalent in concentration to the number of methylenes in sequences of two in length) divided by the sum of the integral of the methylene sequences of one in length between 45-49 ppm and the integral of the methyl carbons between 14-18 ppm, times 100. This is a minimum calculation for the amount of methylene groups contained in a sequence of two or more since methylene sequences of greater than two have been excluded. Assignments were based on H. N. Cheng and J. A. Ewen, Makromol. Chem. 1989, 190, 1931.

Viscosity of Polymers and Blends

The shear viscosity as a function of shear rate was determined using a dual-barrel capillary rheometer. The capillary rheometer (Rosand Model RAH7/2 by Bohun Instruments) was equipped with a 30:1 length to diameter ratio capillary. A total mass of 25-30g of pellets were packed into the capillary barrels and preheated at 230°C for 10 minutes to remove any entrained air before the test. Each test was performed at 230°C over the shear rate range of from 30 to 3000 s⁻¹. Corrections to the data for entrance pressure losses (i.e., the Bagley correction) were performed on-line via simultaneous pressure loss measurements for the flow of the material through an orifice that was installed into the second barrel of the rheometer.

The **dynamic shear viscosity** as a function of frequency was determined by small- amplitude oscillatory shear rheology. A Rheometrics Scientific DSR-500 dynamic stress-controlled rheometer with a cone and plate sample fixture was used. Testing was performed at 190°C. Samples were subjected to an oscillatory shear stress at a nominal amplitude of 100 Pa by oscillating the upper cone at a fixed frequency, and the resultant strain was measured. The auto-stress adjustment capability was utilized to keep the strain within limits of 1-30% (stress adjustment setting = 32% of current stress, maximum stress = 100 Pa). These conditions ensure that each material was characterized within its linear viscoelastic region. The dynamic shear viscosity was calculated from the measured strain and applied stress as a function of frequency. Frequency sweeps were conducted starting at 500 rad/s and decreasing to 0.02 rad/s, using a logarithmic sweep mode with 6 points per decade.

The dynamic viscosity (η^*) versus frequency (ω) curves were fitted using the Cross model (as described in C.W. Macosko, "Rheology: Principles, Measurements, and Applications", Wiley-VCH, 1994):

$$\eta^* = \frac{\eta_0}{1 + (\lambda\omega)^{1-n}}$$

The three parameters in this model are: η_0 , the zero-shear viscosity; λ , the average relaxation time; and n , the power law exponent. The zero-shear viscosity is the value at a plateau in the Newtonian region of the flow curve at a low frequency, where the dynamic viscosity is independent of frequency. The average relaxation time corresponds to the inverse of the frequency at which shear-thinning starts. The power law exponent n is the slope of the shear thinning region at high shear rates in a log-log plot of dynamic viscosity versus frequency. These parameters provide a means to compare the effect of plasticization on a material's flow behavior, sensitivity to shear, and molecular structure.

Melt Flow Rate of Polymers and Blends

Melt Flow Rate (MFR) is measured according to ASTM D1238 at 230°C under a load of 2.16 kg. **Melt Index (MI)** is measured according to ASTM D 1238 at 190°C under a load of 2.16 kg. The units are g/10 min, or dg/min.

Polymer Density

Density is measured by density-gradient column, such as described in ASTM D1505, on a compression-molded specimen that has been slowly cooled to room temperature.

Mechanical Properties

Test specimens for mechanical property testing were injection-molded, unless otherwise specified. The testing temperature was standard laboratory temperature ($23\pm 2^\circ\text{C}$) as specified in ASTM D618, unless otherwise specified. Instron load frames were used for tensile and flexure testing.

Tensile properties were determined according to ASTM D638, including Young's modulus (also called modulus of elasticity), yield stress (also called tensile strength at yield), yield strain (also called elongation at yield), break stress (also called tensile strength at break), and break strain (also called elongation at break). The energy to yield is defined as the area under the stress-strain curve from zero strain to the yield strain. The energy to break is defined as the area under the stress-strain from zero strain to the break strain. Injection-molded tensile bars were of either ASTM D638 Type I or Type IV geometry, tested at a speed of 2 inch/min. Compression-molded tensile bars were of ASTM D412 Type C geometry, tested at a speed of 20 inch/min. For compression-molded specimens only: the yield stress and yield strain were determined as the 10% offset values as defined in ASTM D638. Break properties were reported only if a majority of test specimens broke before a strain of about 2000%, which is the maximum strain possible on the load frame used for testing.

Flexure properties were determined according to ASTM D790A, including the 1% secant modulus and 2% secant modulus. Test specimen geometry was as specified under "Molding Materials (Thermoplastics and Thermosets)", and the support span was 2 inches.

Heat deflection temperature was determined according to ASTM D648, at 66 psi, on injection-molded specimens.

Rockwell hardness was determined according to ASTM D785, using the

R-scale.

Impact Properties

Gardner impact strength was determined according to ASTM D5420, on
5 0.125 inch thick injection-molded disks, at the specified temperature.

Notched izod impact resistance was determined according to ASTM
D256, at the specified temperature. A TMI Izod Impact Tester was used.
Specimens were either cut individually from the center portion of injection-
molded ASTM D638 Type I tensile bars, or pairs of specimens were made by
10 cutting injection-molded ASTM D790 "Molding Materials (Thermoplastics and
Thermosets)" bars in half. The notch was oriented such that the impact occurred
on the notched side of the specimen (following Procedure A of ASTM D256) in
most cases; where specified, the notch orientation was reversed (following
Procedure E of ASTM D256). All specimens were assigned a thickness of 0.122
15 inch for calculation of the impact resistance. All breaks were complete, unless
specified otherwise.

Optical Properties

Haze was determined by ASTM D1003, on a 0.04 inch thick injection-
20 molded plaque. **Gloss** was determined by ASTM D2457, at an angle of 45°.

Fabric and Film Properties

Flexure and tensile properties (including **1% Secant Flexure Modulus**,
Peak Load, **Tensile Strength at Break**, and **Elongation at Break**) are
25 determined by ASTM D 882. **Elmendorf tear** is determined by ASTM D 1922.
Puncture and **puncture energy** are determined by ASTM D 3420. **Total energy
dart impact** is determined by ASTM D 4272

Softness or "hand" of spunbond nonwoven fabric as it is known in the art
was measured using the Thwing-Albert Handle-O-Meter (Model 211-10-
30 B/America.) The quality of "hand" is considered to be the combination of resistance
due to the surface friction and flexibility of a fabric material. The Handle-O-Meter
measures the above two factors using and LVDT (Linear Variable Differential

Transformer) to detect the resistance that a blade encounters when forcing a specimen of material into a slot of parallel edges. A 3 ½ digit digital voltmeter (DVM) indicates the resistance directly in grams. The "total hand" of any given sheet of material is the average of four readings taken on both sides and both
5 directions of a test sample and is recorded in grams per standard width of sample material. A decrease in "total hand" indicates the improvement of fabric softness.

Fluid Properties

Pour Point is measured by ASTM D 97. **Kinematic Viscosity (KV)** is
10 measured by ASTM D 445. **Specific gravity** is typically determined by ASTM D 4052, at the temperature specified. **Viscosity index (VI)** is determined by ASTM D 2270. **Boiling point and distillation range** are typically determined by ASTM D 86 or ASTM D 1160. **Saturates and aromatics** content can be determined by various methods, such as ASTM D 3238.

15 The **number-average molecular weight (Mn)** can be determined by Gas Chromatography (GC), as described in "Modern Practice of Gas Chromatography", R.L. Grob and E.F. Barry, Wiley-Interscience, 3rd Edition (July 1995); or determined by Gel Permeation Chromatography (GPC), as described in "Modern Size Exclusion Liquid Chromatographs", W.W. Yan, J.J.
20 Kirkland, and D.D. Bly, J. Wiley & Sons (1979); or estimated by ASTM D 2502; or estimated by freezing point depression, as described in "Lange's Handbook of Chemistry", 15th Edition, McGrawHill. The **average carbon number (Cn)** is calculated from Mn by $Cn = (Mn - 2)/14$.

25 PROCESSING METHODS

Blending

The components of the present invention can be blended by any suitable means. For example, they may be blended in a static mixer, batch mixer,
30 extruder, or a combination thereof, that is sufficient to achieve an adequate dispersion of plasticizer in the polymer. The mixing step may involve first dry blending using, for example, a tumble blender. Dispersion may take place as part

of a processing method used to fabricate articles, such as in the extruder on an injection molding machine or fiber line. The plasticizer may be injected into the extruder barrel or introduced at the feed throat of the extruder to save the step of preblending. This is a preferred method when a larger percentage of plasticizer is
5 to be used.

Two general methods were used to generate examples of plasticized blends. The first method, which is referred to as the **Extruder Method**, involved first "dry blending" reactor granules of the polymer with appropriate amounts of
10 plasticizer and an additive package (including such components as antioxidants and nucleating agents) in a tumble blender to achieve a homogeneous mixing of components at the desired plasticizer and additive concentrations. This was followed by compounding and pelletizing the blend using an extruder (either a 30 or 57 mm twin screw extruder) at an appropriate extrusion temperature above the
15 melting point of the polymer, but always in the range of 200-230°C. In some cases, a sample of desired plasticizer concentration was produced by adding neat polymer pellets to plasticized polymer pellets that had been blended previously at a higher plasticizer concentration.

The second method, which is referred to as the **Brabender Method**,
20 involved mixing polymer pellets with the plasticizer in a heated C. W. Brabender Instruments Plasticorder to achieve a homogeneous melt at the desired plasticizer concentration. The Brabender was equipped with a Prep-Mixer head (approximately 200 cm³ volume) and roller blades. The operating temperature was above the melting point of the polymer, but always in the range of 180-
25 190°C. Polymer was first melted in the Brabender for 1 minute at 60 RPM. Plasticizer was then added slowly to prevent pooling in the melted polymer. The blend was then mixed for 5 minutes at 60 RPM under a nitrogen purge. The Brabender was opened and the melt removed from the mixing head and blades as quickly as possible, and allowed to solidify. For those blends later subjected to
30 injection molding, the pieces of material from the Brabender were cut into smaller pieces using a guillotine, then ground into even smaller pieces using a Wiley Mill.

Injection Molding

For materials blended using the Extruder Method, standard ASTM tensile and HDT bars, and Gardner impact discs, were molded using 120 ton injection molding equipment according to ASTM D4101. For materials blended using the
5 Brabender Method, tensile and flexure bars were molded using 20 ton injection molding equipment according to ASTM D4101, except for the following provisions: the mold temperature was 40°C; the inject time was 30 sec; the tensile and flex bars were of ASTM D638 Type IV and ASTM D790 geometries, respectively; and the melt temperature was, in some cases, 10°C off from the ASTM D4101-specified
10 value, but always in the range of 190-200°C (except for the polybutene blends, which were molded with a melt temperature in the range of 220-230°C).

Compression Molding

Material to be molded was placed between two sheets of PTFE-coated
15 aluminum foil onto a 0.125 inch thick chase, and pressed in a Carver press at 160°C. The material was allowed to melt for 5 minutes without pressure applied, then compressed for 5 minutes at 10 tons pressure. It was then removed and immediately placed between water-cooled cold platens and pressed for another 5 minutes at 10
20 tons pressure. The foil-sample-foil assembly was allowed to anneal for at least 40 hours at room temperature, then quenched in dry ice prior to removing the sample from the foil to prevent deformation of the material when peeling off the foil. Tensile and flexure specimens were died out of the sample once it warmed to room temperature.

Spunbond Fabric Process

A typical spunbond process consists of a continuous filament extrusion, followed by drawing, web formation by the use of some type of ejector, and bonding the web. The polymer pellets are first fed into an extruder. In the extruder, the pellets simultaneously are melted and forced through the system by a heating melting
30 screw. At the end of the screw, a spinning pump meters the molten polymer through a filter to a spinneret where the molten polymer is extruded under pressure through capillaries, at a rate of 0.4 grams per hole per minute. The spinneret contains a few

hundred capillaries, measuring 0.4 mm in diameter. The polymer is melted at about 30-50°C above its melting point to achieve sufficiently low melt viscosity for extrusion. The fibers exiting the spinneret are quenched and drawn into fine fibers measuring about 16 microns in diameter. The solidified fiber is laid randomly on a moving belt to form a random netlike structure known in the art as web. The basis weight (grams per square meter) of web is obtained by controlling the belt moving speed. After web formation, the web is bonded to achieve its final strength using a heated textile calender known in the art as thermobond calender. The calender consists of two heated steel rolls; one roll is plain and the other bears a pattern of raised points. The web is conveyed to the calender wherein a fabric is formed by pressing the web between the rolls at a bonding temperature of about 138°C.

Cast Film Process

Cast films were prepared using the following operations. Cast monolayer films were fabricated on a Killion cast film line. This line has three 24:1 L/D 2.54 cm diameter extruder, which feed polymer into a feedblock. The feedblock diverts molten polymer from the extruder to a 20.32 cm wide Cloeren die. Molten polymer exits the die at a temperature of 230°C and is cast on a chill roll (20.3 cm diameter, 25.4 cm roll face) at 21°C. The casting unit is equipped with adjustable winding speeds to obtain film of the targeted thickness.

METHODS FOR DETERMINING NFP CONTENT IN BLEND

25

Method 1: Extraction

One method to determine the amount of NFP in a blend is Soxhlet extraction, wherein at least a majority of the NFP is extracted with refluxing n-heptane. Analysis of the base polymer is also required because it may contain low molecular weight and/or amorphous material that is soluble in refluxing n-heptane. The level of plasticizer in the blend is determined by correcting its extractables level, in weight percent, by the extractables level for the base

polymer, as described below.

The Soxhlet extraction apparatus consists of a 400 ml Soxhlet extractor, with a widened overflow tube (to prevent siphoning and to provide constant flow extraction); a metal screen cage fitted inside the main Soxhlet chamber; a Soxhlet
5 extraction thimble (Whatman, single thickness, cellulose) placed inside the screen cage; a condenser with cooling water and drain; and a one-neck 1000 ml round bottom flask with appropriately sized stir bar and heating mantle.

The procedure is as follows. Dry the soxhlet thimbles in a 95°C oven for ~60 minutes. Weigh the dry thimble directly after removal from oven; record this
10 weight as A: Thimble Weight Before, in g. Weigh out 15-20 grams of sample (either in pellet or ground pellet form) into the thimble; record as B: Polymer Weight, in g. Place the thimble containing the polymer in the Soxhlet apparatus. Pour about 300 ml of HPLC-grade n-heptane into the round bottom flask with stir bar and secure the flask on the heating mantle. Connect the round bottom flask,
15 the soxhlet, and the condenser in series. Pour more n-heptane down through the center of the condenser into the Soxhlet main chamber until the solvent level is just below the top of the overflow tube. Turn on the cooling water to the condenser. Turn on the heating mantle and adjust the setting to generate a rolling boil in the round bottom flask and maintain a good reflux. Allow to reflux for 16
20 hours. Turn the heat off but leave the cooling system on. Allow the system to cool down to room temperature. Disassemble the apparatus. Remove the thimble and rinse with a small amount of fresh n-heptane. Allow to air dry in the laboratory hood, followed by oven drying at 95°C for 90 minutes. Weigh the thimble containing the polymer directly after removal from oven; record as C:
25 Polymer/Thimble Weight After, in g.

The quantity of extract is determined by calculating the weight loss from the sample, $W = (A+B-C)$, in g. The extractables level, E, in weight percent, is then calculated by $E = 100(W/B)$. The plasticizer content in the blend, P, in weight percent, is calculated by $P = E(\text{blend}) - E(\text{base polymer})$.

30

Method 2: Crystallization Analysis Fractionation (CRYSTAF)

Another method to determine the amount of NFP in a blend is

fractionation using the Crystallization Analysis Fractionation (CRYSTAF) technique. This technique involves dissolving a sample in a solvent at high temperature, then cooling the solution slowly to cause fractionation of the sample based on solubility. For semi-crystalline samples, including blends, solubility depends primarily on crystallizability: portions of the sample that are more crystalline will precipitate out of solution at a higher temperature than portions of the sample that are less crystalline. The relative amount of sample in solution as a function of temperature is measured using an infrared (IR) detector to obtain the cumulative solubility distribution. The soluble fraction (SF) is defined as the IR signal at the lowest temperature divided by the IR signal when all the sample is dissolved at high temperature, and corresponds to the weight fraction of sample that has not crystallized.

In the case of plasticized polyolefins, the plasticizer is mostly amorphous and therefore contributes to the SF. Thus, the SF will be larger for blends with higher plasticizer content. This relationship is exploited to determine the plasticizer content of a blend of known composition (polymer and plasticizer types) but unknown concentration. A calibration curve that describes the SF as a function of plasticizer content is developed by making a series of physical blends of known concentration using the same polymer and plasticizer materials, and then analyzing these blends under the same run conditions as used for blends of unknown concentration. This series of calibrants must include plasticizer concentrations above and below the concentration of the unknown sample(s), but not greater than 50 weight percent plasticizer, in order to reliably apply the calibration curve to the unknown sample(s). Typically, a linear fit of the calibration points is found to provide a good description of the SF as a function of plasticizer content ($R^2 > 0.9$); other functional forms with 2 or fewer fitting parameters may be used if they improve the goodness-of-fit (increase R^2).

A commercial CRYSTAF 200 instrument (Polymer Char S.A., Valencia, Spain) with five stirred stainless steel vessels of 60 mL volume was used to perform this test. Approximately 30 mg of sample were dissolved for 60 min at 160°C in 30 mL of 1,2-dichlorobenzene that was stabilized with 2g/4L of butylated hydroxytoluene. The solution was then stabilized for 45 min at 100 °C.

The crystallization was carried out from 100 to 30 °C at a crystallization rate of 0.2 °C/min. A dual wavelength infrared detector with a heated flow through cell maintained at 150°C was used to measure the polymer concentration in solution at regular intervals during the crystallization cycle; the measuring wavelength was
5 3.5 µm and the reference wavelength was 3.6 µm.

EXAMPLES

The present invention, while not meant to be limiting by, may be better understood by reference to the following examples and tables.

10

Examples made using the Extruder Method

Samples 1-9 were blended using the Extruder Method; the additive package contained 600 ppm of Irganox 1076 and 260 ppm of calcium stearate; a 57 mm twin-screw extruder was used at an extrusion temperature of 230°C. Samples 10-
15 14 were blended using the Extruder Method; the additive package contained 825 ppm calcium stearate, 800 ppm of Ultrinox 626, 500 ppm of Tinuvin 622, and 2500 ppm of Millad 3940; a 30 mm twin-screw extruder was used at an extrusion temperature of 216°C. Samples 15-19 were blended using the Extruder Method; the additive package contained 800 ppm of calcium stearate, 1500 ppm of Irganox
20 1010, 500 ppm of Ultrinox 626, and 675 ppm of sodium benzoate; a 30 mm twin-screw extruder was used at an extrusion temperature of 205°C. Samples 21-24 were made by dry blending neat polymer pellets with previously blended pellets of higher plasticizer concentration (Samples 6-9) to attain the desired plasticizer concentration.

25

The resin properties of these samples are listed in Tables 6-8. The addition of NFP in the propylene polymers improve melt flowability, as indicated by the significant increase of melt flow rate. The improvement of melt flowability can be characterized by the decrease of shear viscosity as a function of shear rate range, as illustrated in Figures 11-13. In contrast to a peroxide degrading (or so called "vis-breaking") process, the increase of melt flowability in the current
30 invention is mainly due to the plasticizing effect of the NFP; the polymer molecular weight is unchanged. This is evident in the comparison of molecular

weight distribution, as shown in **Figure 14**. The improvement of melt flowability usually benefits fabrication processes (for example, fiber spinning, film casting, extrusion, and injection molding) in terms of better draw-down, lower extruder torque, thin wall injection, and faster cycle time.

5 The NFP in the current invention provides a significant depression in the storage modulus of propylene polymers. As illustrated in **Figure 1**, the storage modulus of plasticized propylene polymers are drastically reduced as a function of temperature relative to the unplasticized polyolefins. A propylene polymer having lower a storage modulus (or "elastic modulus") at any particular temperature
10 indicates better flexibility for the end-use at that particular temperature.

 The NFP in the current invention demonstrates the ability to depress T_g without altering the melting temperature and crystallization temperature of propylene polymers, as illustrated in **Figures 5-10**. Traditional methods to depress T_g include the incorporation of comonomers as in the case for the
15 propylene copolymers, which also depresses the melting temperature and crystallization temperature of polymer. Polymers having lower T_g without compromising the melting characteristics are very desirable and can provide better impact resistance, particularly for below freezing temperature impact resistance, while maintaining the ability for high temperature usage. The plasticized
20 polyolefins of the present invention provide this.

 The NFP in the current invention is miscible with the propylene polymer, as determined by, for example, the single T_g profile of the plasticized propylene homopolymer and propylene copolymer. This is shown graphically in **Figures 2-3**. The NFP in the current invention is also miscible with the propylene impact
25 copolymer, as determined by, for example, the two T_g profile of the plasticized propylene impact copolymer, one being the lower T_g profile for the ethylene-propylene rubber phase and one being the higher T_g profile for the propylene polymer phase. This is shown graphically in **Figure 4**.

 Summaries of injection molded properties for these samples are provided
30 in **Tables 9-11**. Molded parts from the invention plasticized polypropylene homopolymers show a significant decrease in flexural and tensile modulus at a loading of 4 wt% PAO or isoparaffin, while maintaining their tensile strength, room

temperature Izod impact resistance and heat deflection temperature. For comparison, molded samples were also prepared with erucamide (*cis*-13-docosenoamide from Crompton), a common lubricant designed to reduce molded part surface friction of 4 wt% concentration. The effect of the erucamide on the flexural modulus is insignificant, as shown in Table 11.

The addition of NFP substantially improves the impact resistance of molded parts without the significant decrease of heat deflection temperature. For example, Gardner impact strength, at both room and freezing temperatures, has improved from 350% to 400% for propylene homopolymers, from 140 to 165% for propylene copolymers, and from 20 to 40% for propylene impact copolymers due to the addition of 4-5 wt% of NFP. It is anticipated that further increase of impact resistance is attainable by the increase of NFP concentration in the propylene polymers. Other measures of impact resistance, including Izod impact at room and freezing temperatures, are also significantly improved.

Another advantage of the current invention is that the heat deflection temperature of plasticized polyolefins is not compromised (either maintained or only slightly reduced) which is crucial for applications requiring maintenance of molded article dimensions at high temperature. Further indication of toughness improvement is shown by the significant increase of elongation at yield and break. Many applications require good conformability during the end-use. A higher elongation facilitates the compliance of molded articles to the deformation during either the conversion process or at the end-use.

The NFP also demonstrate the ability to provide substantial softness improvement in spunbond nonwoven fabrics, as provided by the lower "total hand" in Table 12. In many applications, particularly in personal hygiene and health care, a soft nonwoven is very desirable for skin contact comfort. The current invention not only provides the improvement in softness but also maintains the necessary tensile strength, tear resistance and fabric uniformity.

Comparison of film properties are listed in Table 13. The NFP, particularly the Isopar-V plasticized propylene homopolymer (Sample 2) provides improvement in the tear and impact resistance, as indicated by the relatively high (relative to the unplasticized polyolefin) Elmendorf tear in both machine direction (MD) and

transverse direction (TD) and dart impact at both room and freezing temperatures. In addition, the optical properties, i.e., haze and gloss, are also improved. The improvement offers advantages in many film applications, for examples, food packaging, stationery cover, tape, medical and electronic packaging.

5

The data in tables 25 and 26 show similar benefits. Flowability is enhanced by the addition of the NFP as seen in the increase of MFR. Toughness increases as evidenced by the rise in impact properties. Softness is enhanced as seen by a drop in flexural modulus, but HDT is largely unaffected. The Tg drops can be substantial, but the melting point and crystallization point remains essentially unchanged (to within 1 – 2 °C).

10

Plasticizer Permanence

The loss of plasticizer as a function of time at elevated temperature provides a way to assess permanence of the plasticizer. The results in **Table 27** for plasticized propylene random copolymer demonstrate the importance of molecular weight of the plasticizer. The plasticizers were PAO liquids of increasing molecular weight and a white mineral oil. Each plasticized sample was prepared by dry blending granules of the propylene polymer with 10 wt% plasticizer, then was melt mixed using a single-screw extruder to make pellets. A portion was compression molded into 0.25 mm thick sheets for emission testing conducted according to ASTM D1203. Test specimens were 50 mm in diameter. The testing temperature was 70°C. Specimens were weighed at 0, 24, 48, 139, 167, and 311 hours, and percentage of weight loss calculated. Over the prolonged time period examined, only the highest molecular weight PAO did not show any additional weight loss than observed for the neat polymer. Notably, the mineral oil exhibits significantly lower permanence than PAO liquids of comparable KV at 100°C (>5 wt% lost at 311 hr vs. 1-2 wt% lost for PAO).

20

25

30 Examples made using the Brabender Method

Samples presented in **Tables 15-24** were blended using the Brabender Method. The data in these tables show similar benefits as those in Tables 6-13.

Flowability is enhanced by the addition of the NFP as seen in the increase of MFR. Low temperature toughness increases as evidenced by the rise in Notched Izod at -18 °C. Softness is enhanced as seen by a drop in flexural modulus. The Tg drops can be substantial, but the melting point and crystallization point remains essentially
5 unchanged (to within 1 - 2 °C).

While the present invention has been described and illustrated by reference to particular embodiments, those of ordinary skill in the art will appreciate that the invention lends itself to many different variations not illustrated herein. For these reasons, then, reference should be made solely to the
5 appended claims for purposes of determining the scope of the present invention. Further, certain features of the present invention are described in terms of a set of numerical upper limits and a set of numerical lower limits. It should be appreciated that ranges formed by any combination of these limits are within the scope of the invention unless otherwise indicated.

10

All priority documents are herein fully incorporated by reference for all jurisdictions in which such incorporation is permitted. Further, all documents cited herein, including testing procedures, are herein fully incorporated by reference for all jurisdictions in which such incorporation is permitted.

15

TABLE 4. List of Polymer Components in Examples

component	Description*	commercial source
znPP	Z-N isotactic propylene homopolymer, 12 MFR	PP 1024 E4, ExxonMobil Chemical
mPP-1	metallocene isotactic propylene homopolymer, 24 MFR, $T_m \sim 152^\circ\text{C}$, $M_w/M_n < 2.3$	Achieve™ 3854, ExxonMobil Chemical
mPP-2	metallocene isotactic propylene homopolymer, 16 MFR, $M_w/M_n < 2.3$	Achieve™ 1654, ExxonMobil Chemical
sPP	syndiotactic propylene homopolymer, 2.2 MFR, 93% syndiotactic, $T_m \sim 125^\circ\text{C}$, $M_w \sim 174 \text{ kg/mole}$, $M_n \sim 75 \text{ kg/mole}$	Aldrich Chemicals Catalog # 452149
RCP-1	Z-N propylene random copolymer, 12 MFR, $T_m \sim 152^\circ\text{C}$	Clarified PP 9054, ExxonMobil Chemical
RCP-2	Z-N propylene random copolymer, 7 MFR, $T_m \sim 146^\circ\text{C}$, $M_w/M_n < 2.3$	PP 9513, ExxonMobil Chemical
RCP-3	Z-N propylene random copolymer, 12 MFR	PP 9374 MED, ExxonMobil Chemical
RCP-4	Z-N propylene random copolymer, 12 MFR	PP 9574 E6, ExxonMobil Chemical
ICP-1	Z-N propylene impact copolymer, 21 MFR, $T_m \sim 163^\circ\text{C}$	PP 7684 E2, ExxonMobil Chemical
ICP-2	Z-N propylene impact copolymer, 8 MFR	PP 7033, ExxonMobil Chemical
ICP-3	Z-N propylene impact copolymer, nucleated, 8 MFR	PP 7033N, ExxonMobil Chemical
TPO	propylene-based thermoplastic polyolefin containing 70 wt% metallocene isotactic propylene homopolymer and 30 wt% metallocene ethylene-butene copolymer (0.88 g/cm ³ density, 0.8 MI)	70 wt % Achieve™ 3854, 30 wt % Exact® 4033, ExxonMobil Chemical
EP-1	metallocene propylene-ethylene copolymer, 9 MFR, 11 wt% ethylene made according to EP 1 003 814B1 using dimethylaniliniumtetrakis(pentafluorophenyl) borate and dimethylsilylbis(indenyl)hafnium dimethyl	
EP-2	metallocene propylene-ethylene copolymer, 14 MFR, 14 wt% ethylene made according to EP 1 003 814B1 using dimethylaniliniumtetrakis(pentafluorophenyl) borate and dimethylsilylbis(indenyl)hafnium dimethyl	
PB	isotactic 1-butene homopolymer, 0.4 MI, $T_m \sim 125^\circ\text{C}$, $M_w \sim 570 \text{ kg/mole}$	Aldrich Chemicals Catalog # 189391

* "Z-N" indicates a Ziegler-Natta type catalyst used for synthesis;

"metallocene" indicates a metallocene type catalyst used for synthesis

TABLE 5a.

List of Non-Functional Plasticizer (NFP) Components in Examples

Component	Description	commercial source
Rudol	white mineral oil	Crompton
Freezene 200	white mineral oil	Crompton
ParaLux 6001R	paraffinic process oil	Chevron
Isopar V	isoparaffinic hydrocarbon fluid	ExxonMobil Chemical
Norpar 15	normal paraffinic hydrocarbon fluid	ExxonMobil Chemical
Exxsol D130	dearomatized aliphatic hydrocarbon fluid	ExxonMobil Chemical
SHF-21	PAO liquid	ExxonMobil Chemical
SHF-41	PAO liquid	ExxonMobil Chemical
SHF-61	PAO liquid	ExxonMobil Chemical
SHF-82	PAO liquid	ExxonMobil Chemical
SHF-101	PAO liquid	ExxonMobil Chemical
SHF-403	PAO liquid	ExxonMobil Chemical
SuperSyn 2150	PAO liquid	ExxonMobil Chemical
SuperSyn 23000	PAO liquid	ExxonMobil Chemical
CORE 2500	Group I basestock	ExxonMobil Chemical
EHC 110	Group II basestock	ExxonMobil Chemical
VISOM 6	Group III basestock	ExxonMobil Chemical
VHVI-8	Group III basestock	PetroCanada
GTL6/MBS	Group III basestock	ExxonMobil Chemical
GTL14/HBS	Group III basestock	ExxonMobil Chemical
TPC 137	polyisobutylene liquid	Texas Petrochemicals
Lucant HC-10	Blend of decene oligomer with an ethylene/ α -olefin liquid	Mitsui Chemicals America
C-9900	polybutene liquid	Infineum

TABLE 5b.

Properties of Non-Functional Plasticizer (NFP) Components in Examples

Component	KV, 40°C (cSt)	KV, 100°C (cSt)	VI (-)	pour point (°C)	Mn (g/mole)	approx. Cn	specific gravity 60°F= 15.6°C
Rudol	29	5	103	-24	400	28	0.86 (25°C)
Freezene 200	39	5	38	-42	350	25	0.882 (25°C)
ParaLux 6001R	116	12	99	-12	580	41	0.872 (60°F)
Isopar V	9	--	N.D.	-63	240 ^a	17	0.82 (60°F)
Norpar 15	2	--	N.D.	7	210 ^a	15	0.77 (60°F)
Exxsol D130	4	--	N.D.	-6	250 ^a	18	0.83 (60°F)
SHF-21	5	<2	N.D.	-66	280 ^a	20	0.798 (60°F)
SHF-41	19	4	126	-66	450 ^a	32	0.820 (60°F)
SHF-61	31	6	138	-57	540 ^a	38	0.827 (60°F)
SHF-82	48	8	139	-48	640 ^a	46	0.833 (60°F)
SHF-101	66	10	137	-48	720 ^a	51	0.835 (60°F)
SHF-403	396	39	147	-36	1,700 ^a	120	0.850 (60°F)
SuperSyn 2150	1,500	150	218	-33	3,700 ^a	260	0.850 (60°F)
SuperSyn 23000	35,000	2,800	360	-9	18,800 ^a	1,340	0.855 (60°F)

CORE 2500	490	32	95	-6	800*	57	0.896 (60°F)
EHC 110	99	11	95	-12	500*	36	0.860 (60°F)
VISOM 6	35	7	148	-18	510*	36	0.836 (60°F)
VHVI-8	50	8	129	-12	560	40	0.850 (60°F)
GTL6/MB S	30	6	156	-18	510*	36	0.823 (60°F)
GTL14/H BS	95	14	155	-24	750*	53	0.834 (60°F)
TPC 137	30	6	132	-51	350	25	0.845 (60°F)
Lucant HC-10	60	10	150	-53	590	42	0.826 (20°C)
C-9900	140	12	60	-36	540	38	0.846 (60°F)

N.D. = not defined, due to KV at 100°C < 2 cSt. Mn reported by manufacturer or estimated according to ASTM D2502, except as indicated: * estimated by freezing point depression, # measured by GC, + measured by GPC.

5

TABLE 6. Resin properties of plasticized mPP-1 propylene homopolymer

Sample No.	1	2	3	4	5	6	7	8	9
NFP	none	Isopar-V	SHF-101	SHF-403	SuperSyn-2150	Isopar-V	SHF-403	SuperSyn-2150	SuperSyn-23000
Concentration of NFP (wt%)	0	4	4	4	4	10	10	10	10
Resin Properties									
MFR	23	32	29	29	29	51	45	39	37
Melting Temperature (°C)	152	151	153	152	153	152	151	152	152
Crystallization Temperature (°C)	115	115	118	118	118	115	116	115	115
Glass Transition Temperature (°C)	4	-1	-1	0	2	-11	-5	-3	1

TABLE 7. Resin properties of plasticized RCP-1 propylene random copolymer

Sample No.	10	11	12	13	14
NFP	None	Isopar-V	SHF-101	SHF-403	SuperSyn-2150
Concentration of NFP (wt%)	0	5	5	5	5
Resin Properties					
MFR	12	16	16	15	15
Melting Temperature (°C)	152	152	152	152	152
Crystallization Temperature (°C)	122	121	121	121	121
Glass Transition Temperature (°C)	1	-7	-5	-3	-1

TABLE 8. Resin properties of plasticized ICP-1 propylene impact copolymer

Sample No.	15	16	17	18	19
NFP	none	Isopar-V	SHF-101	SHF-403	SuperSyn-2150
Concentration of NFP (wt%)	0	5	5	5	5
Resin Properties					
Melt Flow Rate	23	32	29	29	29
Melting Temperature (°C)	163	162	162	162	162
Crystallization Temperature (°C)	119	120	120	120	121
Glass Transition Temperature (°C)	-53, 5.2	-55, -3	-56, -4	-50, -1	-52, 1

TABLE 9. Molded part properties of plasticized mPP-1 propylene homopolymer

Sample No.	1	2	3	4	5
NFP:	none	Isopar V	SHF-101	SHF-403	SuperSyn-2150
Concentration of NFP (wt%)	0	4	4	4	4
Optical Properties					
Haze (%)	65	62	65	61	64
Gloss @ 45°	85	87	86	85	86
Mechanical Properties					
Tensile Strength @ Yield (kpsi)	4.9	4.4	4.5	4.5	4.6
Elongation @ Yield (%)	9	12	11	11	10
Flexural Modulus, 1% Secant (kpsi)	200	155	175	177	179
Heat Deflection Temperature @ 66 psi (°C)	105	101	108	107	104
Rockwell Hardness (R-Scale)	104	97	99	99	99
Impact Properties					
Notched Izod Impact @ 23°C (ft-lb/in)	0.4	0.7	0.6	0.6	0.5
Gardner Impact Strength @ 23°C (in-lb)	31	153	166	164	141
Gardner Impact Strength @ 0°C (in-lb)	-- ^a	14	< 8 ^b	< 8 ^b	< 8 ^b

^a Samples too brittle to perform this test. ^b Samples failed at the lowest hammer weight.

TABLE 10.

Molded part properties of plasticized RCP-1 propylene random copolymer

Sample No.	10	11	12	13	14
NFP:	None	Isopar V	SHF-101	SHF-403	SuperSyn -2150
Concentration of NFP (wt%)	0	5	5	5	5
Optical Properties					
Haze (%)	8.2	10.3	8.7	11.7	11.6
Gloss @ 45°	80	81	79	75	76
Mechanical Properties					
Tensile Strength @ Yield (kpsi)	5.0	4.4	4.4	4.4	4.4
Elongation @ Yield (%)	9	14	13	11	11
Elongation @ Break (%)	185	754	559	259	196
Flexural Modulus, 1% Secant (kpsi)	205	141	158	166	173
Heat Deflection Temperature @ 66 psi (°C)	87	84	85	77	77
Impact Properties					
Notched Izod Impact @ 23°C (ft-lb/in)	0.9	2.0	1.2	1.2	1.2
Reversed Notched Izod Impact @ -18°C (ft-lb/in)	3.9	12.6	12.4	10.5	9.0
Gardner Impact Strength @ 23°C (in-lb)	83	203	207	201	219

TABLE 11. Molded part properties of plasticized ICP-1 propylene impact copolymer

Sample No.	15	16	17	18	19
NFP:	None	Isopar V	SHF-101	SHF-403	SuperSyn-2150
Concentration of NFP (wt%)	0	5	5	5	5
Mechanical Properties					
Tensile Strength @ Yield (kpsi)	3.3	3.0	3.0	3.0	3.0
Elongation @ Yield (%)	5	12	10	8	8
Elongation @ Break (%)	125	230	185	120	110
Flexural Modulus, 1% Secant (kpsi)	163	112	124	132	135
Heat Deflection Temperature @ 66 psi (°C)	95	81	88	84	86
Impact Properties					
Notched Izod Impact @ 23°C (ft-lb/in)	4.8	6.5	6.0	3.9	3.5
Gardner Impact Strength @ -29°C (in-lb)	123	170	165	159	148

TABLE 12. Molded part properties of plasticized mPP-1 propylene homopolymer

5

Sample No.	20	21	22	23	24
NFP	None	Isopar V	SHF-403	SuperSyn-23000	Erucamide
Concentration of NFP (%)	0	4	4	4	4
Resin Properties					
MFR	24	35	33	30	23
Mechanical Properties					
Tensile Strength @ Yield (kpsi)	4.7	4.5	4.4	4.5	4.5
Elongation @ Yield (%)	9	11	11	10	11
Flexural Modulus, 1% Secant (kpsi)	190	155	170	180	188
Heat Deflection Temperature @ 66 psi (°C)	92	94	90	90	89
Impact Properties					
Notched Izod Impact @ 23°C (ft-lb/in)	0.4	0.5	0.3	0.4	0.4
Reverse Notched Izod Impact @ -18°C (ft-lb/in)	2.7	3.1	3.0	n/a	n/a

TABLE 13. Softness properties of spunbond nonwoven fabrics made of

plasticized mPP-1 propylene homopolymer

Sample No.	1	2	3	4	5
NFP:	none	Isopar V	SHF-101	SHF-403	SuperSyn-2150
Concentration of NFP (%)	0	4	4	4	4
Fabric Properties					
Peak Load (lbs) MD/TD	9.4 / 4.8	8.0 / 4.4	7.8 / 4.1	8.3 / 4.1	7.5 / 3.9
Elongation @ Break (%) MD/TD	76 / 77	65 / 76	58 / 67	72 / 73	64 / 73
Elmendorf Tear (g/basis weight) TD	17	19	15	18	20
Total Hand (grams)	31	32	24	21	15

Properties per total hand. Total hand is based on measurements on fabrics at 25 gsm (grams per square meter).

5 **TABLE 14. Cast film properties of plasticized mPP-1 propylene homopolymer**

Sample No.	1	2	3	4	5
NFP:	none	Isopar V	SHF-101	SHF-403	SuperSyn-2150
Concentration of NFP (%)	0	4	4	4	4
Optical Properties					
Haze (%)	8.8	6.2	16.7	14.7	10.5
Gloss	68	70	57	58	65
Mechanical Properties					
1% Sec. Modulus (kpsi) MD/TD	140 / 130	84 / 86	119 / 120	133 / 121	120 / 115
Tensile Strength @ Break (kpsi) MD/TD	7.6 / 7.8	7.5 / 7.1	7.1 / 7.5	7.2 / 7.0	7.0 / 6.9
Elongation @ Break (%) MD/TD	730 / 728	725 / 680	770 / 792	785 / 765	738 / 739
Elmendorf Tear (g/mil) MD	29 / 32	54 / 58	17 / 19	17 / 18	22 / 24
Puncture (lb/mil)	9.0	8.1	8.6	8.6	9.2
Puncture Energy (in.lb/mil)	18	21	19	17	20
Total Energy Dart Impact (ft.lb)					
@ 23°C	0.4	1.9	0.6	0.7	0.6
@ -15°C	0.04	0.07	0.09	0.09	0.05

Film properties are based on 2 mil thickness.

**TABLE 15a: Tensile modulus and yield properties for plasticized znPP
propylene homopolymer**

Plasticizer type	Plasticizer content (wt%)	Young's Modulus (kpsi)	Yield Stress (psi)	Yield Strain (%)	Energy to Yield (ft-lbf)
--	0	130.2	4934	12.4	21.0
Rudol	5	92.1	4578	17.8	27.3
Rudol	10	75.2	3947	21.6	28.5
SHF-101	5	98.5	4614	17.3	26.9
SHF-101	10	78.9	3844	23.3	31.2
SHF-101	20	48.7	2658	44.1	41.8
SHF-403	5	102.2	4547	16.9	26.5
SHF-403	10	86.4	4006	20.0	27.3
SuperSyn 2150	5	108.8	4736	16.1	26.4
SuperSyn 2150	10	88.5	4131	19.3	26.9
Isopar V	5	93.4	4716	17.8	28.0
IsoPar V	10	70.3	4100	20.9	28.0
Norpar 15	5	90.3	4627	17.7	27.2
Norpar 15	10	80.4	4304	20.5	28.7
Exxsol D130	5	87.8	4628	18.3	28.1
Exxsol D130	10	71.5	4038	21.9	29.0
CORE 2500	5	103.3	4720	17.0	27.2
EHC 110	5	98.9	4680	17.6	27.9
VISOM 6	5	92.4	4576	17.8	27.3
VHVI-8	5	92.4	4577	17.8	27.4
GTL6/ MBS	5	92.3	4526	18.6	28.2
GTL14/ HBS	5	97.1	4525	18.3	28.2
TPC 137	5	94.5	4617	18.3	28.6
Lucant HC-10	5	97.9	4701	17.8	28.3
C-9900	5	100.3	4641	17.6	27.8

TABLE 15b: Tensile break properties for plasticized znPP propylene homopolymer

Plasticizer type	Plasticizer content (wt%)	Break stress (psi)	Break Strain (%)	Energy to Break (ft-lbf)
--	0	3428	639	72.5
Rudol	5	3080	643	71.2
Rudol	10	3093	663	69.9
SHF-101	5	3121	700	77.5
SHF-101	10	3003	683	71.6
SHF-101	20	2632	53	4.3
SHF-403	5	3003	608	67.3
SHF-403	10	2953	620	65.2
SuperSyn 2150	5	3027	521	58.5
SuperSyn 2150	10	2875	413	43.7
Isopar V	5	3212	672	75.2
IsoPar V	10	3380	717	76.9
Norpar 15	5	3516	714	79.9
Norpar 15	10	3451	678	73.8
Exxsol D130	5	3339	708	78.6
Exxsol D130	10	3482	693	74.1
CORE 2500	5	3092	741	81.8
EHC 110	5	3142	690	76.7
VISOM 6	5	3146	687	76.4
VHVI-8	5	3190	696	78.4
GTL6/ MBS	5	3484	699	78.4
GTL14/ HBS	5	3235	687	76.6
TPC 137	5	3195	725	79.7
Lucant HC-10	5	3128	699	78.3
C-9900	5	3276	698	77.1

TABLE 15c

Flexure and Notched Izod impact properties for plasticized znPP propylene homopolymer

Plasticizer type	Plasticizer content (wt%)	1% Secant Modulus (kpsi)	2% Secant Modulus (kpsi)	-18°C RNI* impact resistance (ft-lb/in)
--	0	189.6	171.5	2.7
Rudol	5	145.4	128.7	4.3
Rudol	10	107.9	94.7	10.1
SHF-101	5	153.8	135.7	4.7
SHF-101	10	116.0	101.2	13.0
SHF-101	20	65.8	57.7	6.3
SHF-403	5	163.8	145.2	3.0
SHF-403	10	123.4	107.9	8.7
SuperSyn 2150	5	170.2	151.5	3.1
SuperSyn 2150	10	132.2	115.8	7.2
Isopar V	5	145.6	128.9	3.6
IsoPar V	10	109.2	96.3	10.2
Norpar 15	5	143.6	126.8	8.2
Norpar 15	10	120.8	106.0	12.1
Exxsol D130	5	138.7	122.1	7.8
Exxsol D130	10	106.8	94.3	14.7
CORE 2500	5	155.4	137.8	2.8
EHC 110	5	146.6	129.6	3.3
VISOM 6	5	147.6	130.1	7.7
VHVI-8	5	147.3	130.0	5.9
GTL6/ MBS	5	144.4	126.8	8.5
GTL14/ HBS	5	160.8	140.2	7.4
TPC 137	5	145.5	128.8	6.2
Lucant HC-10	5	148.5	130.5	6.2
C-9900	5	146.7	129.9	3.2

* Results were obtained using the Reversed Notched Izod testing protocol (ASTM D256E).

TABLE 15d

Rheological properties for plasticized znPP propylene homopolymer

Plasticizer type	Plasticizer content (wt%)	η_0 (Pa.s)	λ (s)	N	MFR (g/10 min)
--	0	2243	0.075	0.325	11.51
Rudol	5				
Rudol	10	1334	0.057	0.328	32.22
SHF-101	5	1786	0.067	0.324	
SHF-101	10	1311	0.053	0.311	31.75
SHF-101	20	753	0.039	0.309	
SHF-403	5	1827	0.068	0.323	18.99
SHF-403	10	1366	0.055	0.314	29.01
SuperSyn 2150	5	1822	0.069	0.323	17.93
SuperSyn 2150	10	1385	0.056	0.323	
Isopar V	5	1876	0.068	0.329	
IsoPar V	10	1414	0.059	0.332	28.74
Norpar 15	5	1943	0.071	0.334	
Norpar 15	10	1698	0.069	0.335	28.85
Exxsol D130	5	1927	0.071	0.331	16.78
Exxsol D130	10	1583	0.063	0.327	
CORE 2500	5				
EHC 110	5	1835	0.069	0.327	17.52
VISOM 6	5	1780	0.068	0.326	18.16
VHVI-8	5	1764	0.064	0.323	20.27
GTL6/ MBS	5	1745	0.065	0.322	
GTL14/ HBS	5	1828	0.069	0.322	
TPC 137	5	1834	0.068	0.327	23.19
Lucant HC-10	5	1776	0.066	0.318	17.10
C-9900	5	1816	0.068	0.325	

TABLE 15e:

DSC properties for plasticized znPP propylene homopolymer

Plasticizer type	Plasticizer content (wt%)	T_m at onset, first heating (°C)	T_m at peak, first heating (°C)	ΔH_f , first heating (J/g)	T_c at onset (°C)	T_c at peak (°C)	T_m at onset, second heating (°C)	T_m at peak, second heating (°C)	ΔH_f , second heating (J/g)
--	0		166.0	95.8	114.7	109.0		161.4	96.2
Rudol	5	150.8	166.9	98.6	117.1	108.0	153.4	164.5	102.0
Rudol	10	150.0	163.7	87.7	116.3	109.5	151.1	158.5	93.3
SHF-101	5	151.7	167.1	93.8	118.4	110.0	154.0	164.9	94.2
SHF-101	10	151.2	164.7	86.6	116.6	108.7	151.6	159.4	85.4
<u>SHF-101</u>	20	149.3	162.4	79.5	113.1	106.8	146.9	161.0	81.4
SHF-403	5	151.0	167.4	89.2	117.6	109.2	154.6	166.0	93.5
SHF-403	10	152.9	165.6	86.8	117.5	110.6	153.5	160.7	94.8
SuperSyn 2150	5	151.5	167.7	102.3	118.9	110.6	154.7	165.8	107.8
SuperSyn 2150	10	153.6	166.1	88.0	117.0	110.9	154.4	161.0	98.4
Isopar V	5	148.9	166.6	92.3	116.7	110.0	154.0	164.9	101.8
IsoPar V	10	149.4	163.9	82.8	116.5	107.6	153.8	164.9	95.0
Norpar 15	5	149.1	166.2	98.2	116.5	109.3	154.4	164.7	97.5
Norpar 15	10	151.6	165.3	86.7	117.5	109.6	155.1	161.0	97.0
Exxsol D130	5	150.4	166.6	89.5	117.1	109.6	154.4	165.2	91.6
Exxsol D130	10								
CORE 2500	5	152.4	167.6	91.5	116.0	106.5	153.2	166.5	97.5
EHC 110	5	150.8	167.0	91.0	116.3	108.4	153.0	165.3	98.9
VISOM 6	5	151.6	167.0	94.4	117.4	108.7	153.2	165.1	101.3
VHVI-8	5	150.1	167.3	87.7	116.7	109.4	153.8	164.6	96.2
GTL6/MBS	5								
GTL14/HBS	5								
TPC 137	5	151.8	167.6	85.2	117.0	108.8	154.2	165.7	91.2
Lucant HC-10	5								
C-9900	5	149.9	166.8	94.4	117.2	109.9	153.2	165.2	102.6

TABLE 15f:
DMTA properties for plasticized znPP propylene homopolymer

Plasticizer type	Plasticizer content (wt%)	T_g at onset (°C)	T_g at peak (°C)	Peak Area	E' before T_g (MPa)	E' at 25°C (MPa)
--	0	-9.7	4.7	0.19	3199	1356
Rudol	5	-39.4	-5.2	0.61	3250	714
Rudol	10	-51.5	-10.4	0.70	4040	919
SHF-101	5	-44.0	-5.9	0.51	3201	915
SHF-101	10	-54.9	-12.1	0.65	3776	986
SHF-101	20	-78.7	-36.9	0.94	3209	522
SHF-403	5	-39.0	-3.8	0.45	3056	739
SHF-403	10	-45.2	-7.0	0.62	3001	726
SuperSyn 2150	5	-36.9	-0.5	0.26	3047	929
SuperSyn 2150	10	-41.5	-6.9	0.49	2829	685
Isopar V	5	-33.5	-4.6	0.41	2681	853
IsoPar V	10	-46.9	-10.7	0.73	3437	673
Norpar 15	5	-46.1	-9.0	0.38	4037	1210
Norpar 15	10	-46.6	-16.4	0.57	3623	1034
Exxsol D130	5	-40.2	-9.4	0.60	2973	723
Exxsol D130	10					
CORE 2500	5	-34.3	-0.7	0.36	3716	1170
EHC 110	5	-36.3	-3.1	0.47	3193	743
VISOM 6	5	-47.3	-6.4	0.47	3782	1009
VHVI-8	5	-39.7	-8.2	-0.56	3459	847
GTL6/ MBS	5					
GTL14/ HBS	5					
TPC 137	5	-38.7	-5.25	0.45	2836	784
Lucant HC-10	5	-39	-5.2	0.39	3165	762
C-9900	5	-33.5	-5	0.46	2808	835.6

TABLE 16a: Tensile modulus and yield properties for plasticized mPP-1 propylene homopolymer

Plasticizer type	Plasticizer content (wt%)	Young's Modulus (kpsi)	Yield Stress (psi)	Yield Strain (%)	Energy to Yield (ft-lbf)
--	0	132.3	4983	11.3	18.9
Rudol	10	68.9	3852	20.5	26.5
Freezene 200	10	65.6	3930	20.5	26.9
SHF-403	5	88.1	4338	15.5	22.9
SHF-403	10	70.9	3888	18.8	25.1
CORE 2500	10	70.0	3869	18.7	24.6
VISOM 6	10	59.1	3574	21.3	25.9
C-9900	10	65.6	3778	20.3	26.0

TABLE 16b: Tensile break properties for plasticized mPP-1 propylene homopolymer

Plasticizer type	Plasticizer content (wt%)	Break stress (psi)	Break Strain (%)	Energy to Break (ft-lbf)
--	0	3336	654	69.1
Rudol	10	4307	853	92.1
Freezene 200	10	4414	875	95.4
SHF-403	5	4375	857	92.6
SHF-403	10	4235	866	92.7
CORE 2500	10	4234	858	91.2
VISOM 6	10	4150	851	88.1
C-9900	10	4249	906	95.3

TABLE 16c: Flexure and Notched Izod impact properties for plasticized mPP-1 propylene homopolymer

Plasticizer type	Plasticizer content (wt%)	1% Secant Modulus (kpsi)	2% Secant Modulus (kpsi)	-18°C RNI* impact resistance (ft-lb/in)
--	0	180.4	165.8	2.5
Rudol	10	99.6	89.5	10.2
Freezene 200	10	102.6	91.8	5.7
SHF-403	5	156.9	141.3	2.6
SHF-403	10	120.5	106.9	5.8
CORE 2500	10	114.3	101.5	4.4
VISOM 6	10	106.3	94.4	13.3
C-9900	10	104.9	93.8	5.8

* Results were obtained using the Reversed Notched Izod testing protocol (ASTM D256E).

5

TABLE 16d: Rheological properties for plasticized mPP-1 propylene homopolymer

Plasticizer type	Plasticizer content (wt%)	η_0 (Pa.s)	λ (s)	n	MFR (g/10 min)
--	0	830	0.012	0.190	25.54
Rudol	10	515	0.009	0.155	50.21
Freezene 200	10	519	0.009	0.185	47.04
SHF-403	5				
SHF-403	10	521	0.009	0.135	
CORE 2500	10	527	0.009	0.137	
VISOM 6	10				
C-9900	10	515	0.009	0.173	

TABLE 16e: DSC properties for plasticized mPP-1 propylene homopolymer

Plasticizer type	Plasticizer content (wt%)	T_m at onset, first heating (°C)	T_m at peak, first heating (°C)	ΔH_f , first heating (J/g)	T_c at onset (°C)	T_c at peak (°C)	T_m at onset, second heating (°C)	T_m at peak, second heating (°C)	ΔH_f , second heating (J/g)
--	0		151.4	79.1	109.1	104.2		149.5	89.2
Rudol	10	133.0	149.6	70.2	107.1	102.6	138.7	105.9	77.5
Freezene 200	10	133.3	149.4	73.7	107.4	104.0	138.6	147.5	85.2
SHF-403	5								
SHF-403	10	135.9	151.3	74.7	108.6	103.5	139.9	149.2	82.6
CORE 2500	10	134.8	151.4	74.5	107.1	101.2	139.3	147.4	78.3
VISOM 6	10								
C-9900	10								

TABLE 16f: DMTA properties for plasticized mPP-1 propylene homopolymer

Plasticizer type	Plasticizer content (wt%)	T_g at onset (°C)	T_g at peak (°C)	Peak Area	E' before T_g (MPa)	E' at 25°C (MPa)
--	0	-15.4	5.6	0.19	2179	807
Rudol	10	-46.2	-7.9	0.62	3894	898
Freezene 200	10	-36.3	-5.2	0.64	3497	571
SHF-403	5					
SHF-403	10	-42.0	-6.8	0.47	2884	702
CORE 2500	10	-68.0	-51.7	0.07	3472	601
VISOM 6	10					
C-9900	10	-41.1	-8.8	0.71	3139	673

TABLE 17a: Tensile modulus and yield properties for plasticized RCP-2 propylene random copolymer

Plasticizer type	Plasticizer content (wt%)	Young's Modulus (kpsi)	Yield Stress (psi)	Yield Strain (%)	Energy to Yield (ft-lbf)
--	0	75.2	3997	17.0	23.0
Rudol	10	39.8	3126	26.5	27.6
ParaLux 6001R	10	45.8	3156	26.0	27.8
SuperSyn 2150	10	49.6	3192	24.7	27.0
EHC 110	10	41.1	3129	26.5	27.9
VISOM 6	10	38.5	3114	26.7	27.8
GTL14/HBS	10	43.6	3160	26.5	28.2

TABLE 17b: Tensile break properties for plasticized RCP-2 propylene random copolymer

5

Plasticizer type	Plasticizer content (wt%)	Break stress (psi)	Break Strain (%)	Energy to Break (ft-lbf)
--	0	4422	710	82.0
Rudol	10	4883	1057	127.1
ParaLux 6001R	10	3919	763	79.4
SuperSyn 2150	10	4568	1006	116.7
EHC 110	10	4793	1039	123.8
VISOM 6	10	4751	1096	128.8
GTL14/HBS	10	4865	1052	127.4

TABLE 17c: Flexure and Notched Izod impact properties for plasticized RCP-2 propylene random copolymer

Plasticizer type	Plasticizer content (wt%)	1% Secant Modulus (kpsi)	2% Secant Modulus (kpsi)	-18°C RNI* impact resistance (ft-lb/in)
--	0	121.2	109.7	3.0
Rudol	10	67.8	60.2	26.2
ParaLux 6001R	10	75.2	66.8	20.9
SuperSyn 2150	10	82.6	72.4	16.2
EHC 110	10	70.4	62.6	21.6
VISOM 6	10	71.8	63.6	30.0**
GTL14/HBS	10	76.6	67.3	27.2

* Results were obtained using the Reversed Notched Izod testing protocol (ASTM D256E).

5 ** Some RNI failures were incomplete breaks.

TABLE 17d: Rheological properties for plasticized RCP-2 propylene random copolymer

Plasticizer type	Plasticizer content (wt%)	η_0 (Pa.s)	λ (s)	n	MFR (g/10 min)
--	0	4467	0.120	0.297	7.20
Rudol	10	2605	0.124	0.352	
ParaLux 6001R	10				19.30
SuperSyn 2150	10	2752	0.125	0.345	15.38
EHC 110	10				
VISOM 6	10	2514	0.114	0.345	16.59
GTL14/HBS	10				

TABLE 17e: DSC properties for plasticized RCP-2 propylene random copolymer

Plasticizer type	Plasticizer content (wt%)	T_m at onset, first heating (°C)	T_m at peak, first heating (°C)	ΔH_f , first heating (J/g)	T_c at onset (°C)	T_c at peak (°C)	T_m at onset, second heating (°C)	T_m at peak, second heating (°C)	ΔH_f , second heating (J/g)
--	0		149.7	67.9	104.1	99.2		146.2	77.9
Rudol	10	122.0	147.0	65.2	101.7	95.2	130.1	141.2	61.5
ParaLux 6001R	10								
SuperSyn 2150	10	127.1	149.3	70.8	104.9	97.4	133.2	143.4	69.7
EHC 110	10	123.7	148.2	67.2	101.4	94.8	130.6	144.3	64.3
VISOM 6	10	125.1	148.6	65.1	101.3	94.5	130.3	144.8	65.6
GTL14/HBS	10								

TABLE 17f: DMTA properties for plasticized RCP-2 propylene random copolymer

Plasticizer type	Plasticizer content (wt%)	T_g at onset (°C)	T_g at peak (°C)	Peak Area	E' before T_g (MPa)	E' at 25°C (MPa)
--	0	-19.8	-1.9	0.39	3344	1038
Rudol	10	-48.8	-10.0	1.03	3992	600
ParaLux 6001R	10	-48.0	-11.5	0.87	3263	472
SuperSyn 2150	10	-39.7	-6.7	0.70	3086	510
EHC 110	10	-46.4	-9.8	0.91	3503	464
VISOM 6	10	-59.5	-15.7	0.83	3425	481
GTL14/HBS	10					

TABLE 18a: Tensile modulus and yield properties for plasticized EP-1 propylene-ethylene copolymer

Plasticizer type	Plasticizer content (wt%)	Young's Modulus (kpsi)	Yield Stress * (psi)	Yield Strain * (%)
--	0	4.23	564	24
Rudol	10	2.68	434	27
SHF-101	10	2.78	442	27
VHVI-8	10	2.74	449	28
TPC 137	10	2.78	456	28
Lucant HC-10	10	2.50	453	30
C-9900	10	2.82	444	27

* Compression-molded test specimens; yield determined using 10% off-set definition.

TABLE 18b: Tensile break properties for plasticized EP-1 propylene-ethylene copolymer

Plasticizer type	Plasticizer content (wt%)	Break stress (psi)	Break Strain (%)	Energy to Break (ft-lbf)
--	0	2896	1791	94.5
Rudol	10	*	*	*
SHF-101	10	*	*	*
VHVI-8	10	2679	1930	88.8
TPC 137	10	*	*	*
Lucant HC-10	10	2947	1883	87.7
C-9900	10	2865	1861	85.2

* Majority of specimens did not break before maximum strain limit reached.

TABLE 18c: Flexure properties for plasticized EP-1 propylene-ethylene copolymer

Plasticizer type	Plasticizer content (wt%)	1% Secant Modulus (kpsi)	2% Secant Modulus (kpsi)
--	0	5.854	5.816
Rudol	10	4.598	4.456
SHF-101	10	4.668	4.448
VHVI-8	10	4.895	4.786
TPC 137	10	4.579	4.439
Lucant HC-10	10	4.615	4.506
C-9900	10	4.568	4.437

TABLE 18d: Rheological properties plasticized EP-1 propylene-ethylene copolymer

5

Plasticizer type	Plasticizer content (wt%)	η_0 (Pa.s)	λ (s)	n	MFR (g/10 min)
--	0	2032	0.022	0.252	
Rudol	10				
SHF-101	10				
VHVI-8	10				
TPC 137	10				
Lucant HC-10	10				
C-9900	10				

TABLE 18e: DSC properties for plasticized EP-1 propylene-ethylene copolymer

Plasticizer type	Plasticizer content (wt%)	T_m at onset, first heating (°C)	T_m at peak, first heating (°C)	ΔH_f , first heating (J/g)	T_c at onset (°C)	T_c at peak (°C)	T_m at onset, second heating (°C)	T_m at peak, second heating (°C)	ΔH_f , second heating (J/g)
--	0	41.8	55.6	34.3	22.6	8.3	33.7	61.4	20.9
Rudol	10	40.5	51.8	25.5	29.8	22.0	41.2	50.8, 67.2	19.2
SHF-101	10	38.3	51.4	29.0	32.2	25.1	48.6	57.8, 67.0	18.3
VHVI-8	10								
TPC 137	10								
Lucant HC-10	10								
C-9900	10								

TABLE 18f: DMTA properties for plasticized EP-1 propylene-ethylene copolymer

5

Plasticizer type	Plasticizer Content (wt%)	T_g at onset (°C)	T_g at peak (°C)	Peak Area	E' before T_g (MPa)	E' at 25°C (MPa)
--	0	-24.5*				
Rudol	10	-35.5	-21.8	3.7	2515	16.1
SHF-101	10	-38.2	-22.5	4.3	3196	18.7
VHVI-8	10	-38.3	-22.1	4.4	3307	36.1
TPC 137	10	-38.0	-23.1	3.2	3028	26.9
Lucant HC-10	10					
C-9900	10					

* As measured by DSC.

TABLE 19a: Tensile modulus and yield properties for plasticized EP-2 propylene-ethylene copolymer

Plasticizer type	Plasticizer content (wt%)	Young's Modulus (kpsi)	Yield Stress * (psi)	Yield Strain * (%)
--	0	1.457	246	28
Rudol	10	0.846	128	28
Freezene 200	10	1.043	181	29
SHF-403	10	0.886	143	27
IsoPar V	10	0.793	124	27
Exxsol D130	10	0.833	125	28
GTL6/MBS	10	1.092	189	28

* Compression-molded test specimens; yield determined using 10% off-set definition.

TABLE 19b: Tensile break properties for plasticized EP-2 propylene-ethylene copolymer

Plasticizer type	Plasticizer content (wt%)	Break stress (psi)	Break Strain (%)	Energy to Break (ft-lbf)
--	0	*	*	*
Rudol	10	*	*	*
Freezene 200	10	*	*	*
SHF-403	10	*	*	*
IsoPar V	10	*	*	*
Exxsol D130	10	*	*	*
GTL6/MBS	10	*	*	*

* Majority of specimens did not break before maximum strain limit reached.

TABLE 19c:**Flexure properties for plasticized EP-2 propylene-ethylene copolymer**

Plasticizer type	Plasticizer content (wt%)	1% Secant Modulus (kpsi)	2% Secant Modulus (kpsi)
--	0	2.354	2.267
Rudol	10	1.856	1.791
Freezene 200	10	2.032	1.920
SHF-403	10	1.930	1.884
IsoPar V	10	1.521	1.502
Exxsol D130	10	1.775	1.733
GTL6/MBS	10	1.942	1.858

TABLE 19d:**5 Rheological properties for plasticized EP-2 propylene-ethylene copolymer**

Plasticizer type	Plasticizer content (wt%)	η_0 (Pa.s)	λ (s)	n	MFR (g/10 min)
--	0	1167	0.011	0.194	
Rudol	10				
Freezene 200	10				
SHF-403	10				
IsoPar V	10				
Exxsol D130	10				
GTL6/MBS	10				

TABLE 19e:

DSC properties for plasticized EP-2 propylene-ethylene copolymer

Plasticizer type	Plasticizer content (wt%)	T_m at onset, first heating (°C)	T_m at peak, first heating (°C)	ΔH_f , first heating (J/g)	T_c at onset (°C)	T_c at peak (°C)	T_m at onset, second heating (°C)	T_m at peak, second heating (°C)	ΔH_f , second heating (J/g)
--	0	39.7	47.0	13.4	-	-	-	-	-
Rudol	10	40.2	50.8	10.1	-	-	44.7	56.2	3.5
Freezene 200	10								
SHF-403	10	39.0	49.7	14.2	-	-	44.4	54.3	4.9
IsoPar V	10								
Exxsol D130	10	42.1	49.5	10.2	-	-	-	-	-
GTL6/MBS	10								

5 TABLE 19f: DMTA properties for plasticized EP-2 propylene-ethylene copolymer

Plasticizer type	Plasticizer content (wt%)	T_g at onset (°C)	T_g at peak (°C)	Peak Area	E' before T_g (MPa)	E' at 25°C (MPa)
--	0	-30.8*				
Rudol	10					
Freezene 200	10					
SHF-403	10					
IsoPar V	10					
Exxsol D130	10					
GTL6/MBS	10					

* As measured by DSC.

TABLE 20a: Tensile modulus and yield properties for plasticized sPP propylene homopolymer

Plasticizer type	Plasticizer content (wt%)	Young's Modulus (kpsi)	Yield Stress (psi)	Yield Strain (%)	Energy to Yield (ft-lbf)
--	0	36.7	2481	21.7	17.7
Rudol	10	21.9	1991	31.5	20.7
IsoPar V	10	23.3	2057	28.9	19.5
VHVI-8	10	22.9	2047	32.9	22.6

5 TABLE 20b: Tensile break properties for plasticized sPP propylene homopolymer

Plasticizer type	Plasticizer content (wt%)	Break stress (psi)	Break Strain (%)	Energy to Break (ft-lbf)
--	0	2321	254	19.8
Rudol	10	2288	338	23.3
IsoPar V	10	2260	341	23.7
VHVI-8	10	2347	355	25.1

TABLE 20c: Flexure and Notched Izod impact properties for plasticized sPP propylene homopolymer

Plasticizer type	Plasticizer content (wt%)	1% Secant Modulus (kpsi)	2% Secant Modulus (kpsi)	-18°C RNI* impact resistance (ft-lb/in)
--	0	64.2	60.8	3.4
Rudol	10	39.5	37.3	5.0
IsoPar V	10	41.8	39.4	4.8
VHVI-8	10	41.7	39.1	31.9**

10 * Results were obtained using the Reversed Notched Izod testing protocol (ASTM D256E).

** All RNI specimens did not break.

TABLE 20d: Rheological properties for plasticized sPP propylene homopolymer

Plasticizer type	Plasticizer content (wt%)	η_0 (Pa.s)	λ (s)	n	MFR (g/ 10 min)
--	0	12431	0.179	0.307	
Rudol	10	6823	0.136	0.328	
IsoPar V	10	7445	0.143	0.325	
VHVI-8	10	6652	0.131	0.327	

5 **TABLE 20e: DSC properties for plasticized sPP propylene homopolymer**

Plasticizer type	Plasticizer content (wt%)	T_m at onset, first heating (°C)	T_m at peak, first heating (°C)	ΔH_f first heating (J/g)	T_c at onset (°C)	T_c at peak (°C)	T_m at onset, second heating (°C)	T_m at peak, second heating (°C)	ΔH_f second heating (J/g)
--	0	116.9	128.9	39.0	81.9	70.7	-	-	-
Rudol	10								
IsoPar V	10								
VHVI-8	10	114.0	127.0	34.2	80.8	72.2	116.1	127.5	33.9

TABLE 20f: DMTA properties for plasticized sPP propylene homopolymer

Plasticizer type	Plasticizer content (wt%)	T_g at onset (°C)	T_g at peak (°C)	Peak Area	E' before T_g (MPa)	E' at 25°C (MPa)
--	0	-4.8	8.4	1	2717	434
Rudol	10	-31.6	-6.7	1.8	3637	360
IsoPar V	10	-26.9	-4.8	1.5	3462	373
VHVI-8	10	-35.5	-4.8	1.53	3141	221

TABLE 21a: Tensile modulus and yield properties for plasticized ICP-2 propylene impact copolymer

Plasticizer type	Plasticizer content (wt%)	Young's Modulus (kpsi)	Yield Stress (psi)	Yield Strain (%)	Energy to Yield (ft-lbf)
--	0	99.2	3766	10.7	13.3
Rudol	10	54.9	2985	23.0	23.9
ParaLux 6001R	10	57.5	3022	21.8	22.9
SHF-101	10	61.3	3076	22.2	23.9
Exxsol D130	10	43.9	2950	25.2	25.7
EHC 110	10	60.1	3096	22.4	24.1
TPC 137	10	54.0	2959	23.0	23.8

TABLE 21b: Tensile break properties for plasticized ICP-2 propylene impact copolymer

Plasticizer type	Plasticizer content (wt%)	Break stress (psi)	Break Strain (%)	Energy to Break (ft-lbf)
--	0	2221	394	38.8
Rudol	10	3430	763	76.0
ParaLux 6001R	10	3236	777	77.6
SHF-101	10	3572	774	78.9
Exxsol D130	10	4020	1063	117.2
EHC 110	10	3474	681	68.2
TPC 137	10	3124	776	76.3

TABLE 21c: Flexure and Notched Izod impact properties for plasticized ICP-2 propylene impact copolymer

Plasticizer type	Plasticizer content (wt%)	1% Secant Modulus (kpsi)	2% Secant Modulus (kpsi)	-18°C NI impact resistance (ft-lb/in)
--	0	144.1	129.7	1.1
Rudol	10	83.8	73.8	1.3
ParaLux 6001R	10	86.8	76.7	1.3
SHF-101	10	96.1	82.6	1.3
Exxsol D130	10	82.9	72.4	1.7
EHC 110	10	92.6	80.1	1.3
TPC 137	10	88.8	77.9	1.5

TABLE 21d: Rheological properties for plasticized ICP-2 propylene impact copolymer

Plasticizer type	Plasticizer content (wt%)	η_0 (Pa.s)	λ (s)	n	MFR (g/10 min)
--	0	4218	0.182	0.368	8.164
Rudol	10	2663	0.142	0.370	22.26
ParaLux 6001R	10				30.95
SHF-101	10				
Exxsol D130	10	2765	0.152	0.375	
EHC 110	10	2745	0.144	0.367	18.89
TPC 137	10	2438	0.110	0.359	27.11

TABLE 21e: DSC properties for plasticized ICP-2 propylene impact copolymer

Plasticizer type	Plasticizer content (wt%)	T_m at onset, first heating (°C)	T_m at peak, first heating (°C)	ΔH_f , first heating (J/g)	T_c at onset (°C)	T_c at peak (°C)	T_m at onset, second heating (°C)	T_m at peak, second heating (°C)	ΔH_f , second heating (J/g)
--	0		166.6	76.9	114.8	111.3		163.2	85.6
Rudol	10	149.4	163.4	72.8	114.7	108.1	151.3	158.7	76.7
ParaLux 6001R	10	149.2	165.1	73.1	113.2	106.1	150.4	163.6	74.6
SHF-101	10								
Exxsol D130	10								
EHC 110	10	149.0	165.2	72.4	115.8	107	151.5	163.9	76.5
TPC 137	10	149.5	166.0	72.0	116.2	106.5	152.3	164.2	76.4

TABLE 21f: DMTA properties for plasticized ICP-2 propylene impact copolymer

Plasticizer type	Plasticizer content (wt%)	Lower T_g at onset (°C)	Lower T_g at peak (°C)	Lower Peak Area	Upper T_g at onset (°C)	Upper T_g at peak (°C)	Upper Peak Area	E' before T_g (MPa)	E' at 25°C (MPa)
--	0	-56.4	-50.2	0.06	-24.5	2.9	0.20	2269	557
Rudol	10	-63.5	-53.0	0.08	-41.5	-7.7	0.50	2854	514
ParaLux 6001R	10	-57.9	-50.8	0.07	-39.2	-7.2	0.43	3425	689
SHF-101	10								
Exxsol D130	10	-71.6	-59.8	0.19	-34.2	-10.5	0.25	3515	558
EHC 110	10	-60.0	-50.6	0.07	-37.0	-9.0	0.43	3116	589
TPC 137	10	-71.4	-59.7	0.11	-43.4	-13.0	0.40	3065	579

TABLE 22a: Tensile modulus and yield properties for plasticized ICP-3 propylene impact copolymer

Plasticizer type	Plasticizer content (wt%)	Young's Modulus (kpsi)	Yield Stress (psi)	Yield Strain (%)	Energy to Yield (ft-lbf)
--	0	123.5	4151	8.5	11.1
ParaLux 6001R	10	68.2	3199	22.3	25.5
SuperSyn 2150	10	76.4	3319	17.0	19.6
Norpar 15	10	62.2	3236	24.5	27.7
GTL6/MBS	10	61.6	3207	26.1	29.7
Lucant HC-10	10	65.4	3153	24.8	27.8

TABLE 22b: Tensile break properties for plasticized ICP-3 propylene impact copolymer

5

Plasticizer type	Plasticizer content (wt%)	Break stress (psi)	Break Strain (%)	Energy to Break (ft-lbf)
--	0	2894	88	10.3
ParaLux 6001R	10	2578	614	60.3
SuperSyn 2150	10	2903	588	59.2
Norpar 15	10	3049	584	58.1
GTL6/MBS	10	3079	558	56.0
Lucant HC-10	10	3043	567	55.8

TABLE 22c: Flexure and Notched Izod impact properties for plasticized ICP-3 propylene impact copolymer

Plasticizer type	Plasticizer content (wt%)	1% Secant Modulus (kpsi)	2% Secant Modulus (kpsi)	-18°C NI impact resistance (ft-lb/in)
--	0	193.3	168.7	1.1
ParaLux 6001R	10	100.5	87.7	1.5
SuperSyn 2150	10	120.3	102.2	1.3
Norpar 15	10	101.5	87.9	2.3
GTL6/MBS	10	103.2	87.9	1.8
Lucant HC-10	10	102.5	87.7	1.6

TABLE 22d: Rheological properties for plasticized ICP-3 propylene impact copolymer

5

Plasticizer type	Plasticizer content (wt%)	η_0 (Pa.s)	λ (s)	n	MFR (g/10 min)
--	0	4301	0.190	0.367	9.22
ParaLux 6001R	10	2455	0.129	0.354	18.77
SuperSyn 2150	10				
Norpar 15	10	3151	0.161	0.378	
GTL6/MBS	10				
Lucant HC-10	10	2452	0.128	0.361	

TABLE 22e: DSC properties for plasticized ICP-3 propylene impact copolymer

Plasticizer type	Plasticizer content (wt%)	T_m at onset, first heating (°C)	T_m at peak, first heating (°C)	ΔH_f , first heating (J/g)	T_c at onset (°C)	T_c at peak (°C)	T_m at onset, second heating (°C)	T_m at peak, second heating (°C)	ΔH_f , second heating (J/g)
--	0		166.5	80.2	131.0	127.3		167.3	77.0
ParaLux 6001R	10	150.5	165.0	75.8	118.3	114.4	154.1	164.1	76.6
SuperSyn 2150	10	153.2	166.0	76.9	122.1	84.4	156.1	165.5	80.7
Norpar 15	10								
GTL6/MBS	10								
Lucant HC-10	10								

TABLE 22f: DMTA properties for plasticized ICP-3 propylene impact copolymer

Plasticizer type	Plasticizer content (wt%)	Lower T_g at onset (°C)	Lower T_g at peak (°C)	Lower Peak Area	Upper T_g at onset (°C)	Upper T_g at peak (°C)	Upper Peak Area	E' before T_g (MPa)	E' at 25°C (MPa)
--	0	-57.9	-50.0		-13.2	4.1		3369	768.4
ParaLux 6001R	10	-59.3	-52.4	0.09	-35.2	-4.6	0.42	3037	661.4
SuperSyn 2150	10	-58.5	-49.9	0.06	-35.3	-3.0	0.14	3297	716.3
Norpar 15	10	-59.2	-52.2	0.03	-38.8	-11.2	0.36	3545	591.0
GTL6/MBS	10								
Lucant HC-10	10	-66.4	-58.3	0.10	-42.8	-9.1	0.40	3168	661.0

TABLE 23a: Tensile modulus and yield properties for plasticized TPO propylene-based thermoplastic olefin

Plasticizer type	Plasticizer content (wt%)	Young's Modulus (kpsi)	Yield Stress (psi)	Yield Strain (%)	Energy to Yield (ft-lbf)
--	0	68.7	3187	14.0	15.1
Rudol	10	38.1	2240	26.5	21.1
SHF-101	10	38.8	2189	25.2	19.9
IsoPar V	10	37.6	2304	26.5	21.4
GTL14/HBS	10	39.6	2232	28.4	23.1

5 TABLE 23b: Tensile break properties for plasticized TPO propylene-based thermoplastic olefin

Plasticizer type	Plasticizer content (wt%)	Break stress (psi)	Break Strain (%)	Energy to Break (ft-lbf)
--	0	5154	1051	116.0
Rudol	10	5165	1334	151.9
SHF-101	10	4780	1218	129.2
IsoPar V	10	5021	1276	141.2
GTL14/HBS	10	5148	1342	154.6

TABLE 23c: Flexure and Notched Izod impact properties for plasticized TPO propylene-based thermoplastic olefin

Plasticizer type	Plasticizer content (wt%)	1% Secant Modulus (kpsi)	2% Secant Modulus (kpsi)	-18°C NI impact resistance (ft-lb/in)
--	0	116.0	105.8	1.0
Rudol	10	62.9	56.2	0.9
SHF-101	10	66.2	58.7	1.0
IsoPar V	10	61.5	55.1	1.1
GTL14/HBS	10	68.5	60.2	1.0

TABLE 24a: Tensile modulus and yield properties for plasticized PB 1-butene homopolymer

Plasticizer type	Plasticizer content (wt%)	Young's Modulus (kpsi)	Yield Stress (psi)	Yield Strain (%)
--	0	55.0	*	*
Rudol	10	25.8	*	*
Norpar 15	10	26.3	*	*
VISOM 6	10	23.7	*	*
C-9900	10	26.8	*	*

* No yield before failure.

5 TABLE 24b: Tensile break properties for plasticized PB 1-butene homopolymer

Plasticizer type	Plasticizer content (wt%)	Break stress (psi)	Break Strain (%)	Energy to Break (ft-lbf)
--	0	5200	38	5.0
Rudol	10	3289	31	2.4
Norpar 15	10	3349	31	2.5
VISOM 6	10	3238	31	2.3
C-9900	10	3139	25	1.8

TABLE 24c: Flexure and Notched Izod impact properties for plasticized PB 1-butene homopolymer

Plasticizer type	Plasticizer content (wt%)	1% Secant Modulus (kpsi)	2% Secant Modulus (kpsi)	-18°C RNI* impact resistance (ft-lb/in)
--	0	79.7	74.0	17.7
Rudol	10	37.0	35.2	18.1**
Norpar 15	10	43.0	40.7	22.2**
VISOM 6	10	36.6	35.2	19.2**
C-9900	10	36.5	35.2	20.7**

* Results were obtained using the Reversed Notched Izod testing protocol (ASTM D256E).

5 ** Some NI failures were incomplete breaks.

TABLE 25a. Resin properties of plasticized mPP-2 propylene homopolymer

	wt% PAO	Tm peak (°C)	Tm onset (°C)	ΔH_m (J/g)	Tc peak (°C)	Tc onset (°C)	ΔH_c (J/g)	Tg peak (°C)
Control	0	152.8	142.2	109.6	123.8	127.2	106.0	3.5
SHF61	3	151.8	142.5	105.9	123.6	127.1	104.3	
SHF61	5	151.5	142.3	102.8	122.6	126.1	100.9	
SHF61	10	149.7	140.9	100.4	120.8	124.4	95.6	
SHF101	3	151.9	142.8	104.1	123.5	127.0	103.1	-0.4
SHF101	5	151.5	142.6	102.2	123.0	126.6	100.4	-2.3
SHF101	10	150.3	140.9	99.5	120.8	124.3	100.3	-6.4
SHF401	3	152.2	142.7	104.3	123.5	126.9	106.3	
SHF401	5	151.7	142.1	102.6	122.8	126.4	100.8	
SHF401	10	151.0	142.2	97.8	121.8	125.5	98.8	
SuperSyn 2150	3	152.2	142.2	103.1	123.3	126.7	105.2	
SuperSyn 2150	5	151.9	143.0	101.3	123	126.5	99.2	
SuperSyn 2150	10	151.4	142.1	96.0	121.8	125.3	98.7	

TABLE 25b. Molded part properties of plasticized mPP-2 propylene homopolymer

	wt% PAO	MFR	Tensile strength (kpsi)	Elongation to yield (%)	Flex 1% secant (kpsi)	HDT (°C)	Gardner RT (in-lbs)	NI RT (ft-lb/in)	RNI -18°C (ft-lb/in)
Control	0	16.6	5.20	8.6	230	107.8	22	1.02	2.45
SHF61	3	19.7	4.86	12.4	187	107.5	194	1.27	2.63
SHF61	5	22.5	4.40	15.0	161	99.8	189	0.80	6.04
SHF61	10	28.1	3.89	16.6	133	98.9	206	0.92	11.30
SHF101	3	19.5	4.73	12.8	188	104.1	167	0.68	2.75
SHF101	5	20.9	4.46	13.9	174	105.7	209	0.72	3.19
SHF101	10	26.7	3.85	16.5	140	95.7	251	0.91	8.99
SHF401	3	19.3	4.68	11.7	199	104.7	157	0.57	2.27
SHF401	5	21.4	4.39	12.7	182	100.6	186	0.62	2.84
SHF401	10	26.8	3.96	14.9	153	96.9	192	0.83	5.62
SuperSyn 2150	3	19.2	4.78	10.5	205	101.4	153	0.49	2.63
SuperSyn 2150	5	21.6	4.53	12.1	190	104.3	182	0.64	2.78
SuperSyn 2150	10	23.4	3.99	13.4	157	92.8	214	0.70	6.48

TABLE 26. Molded part properties of plasticized propylene random copolymers

Properties	RCP-3		RCP-4		
	no NFP (control)	25 wt% Exact [®] 3035	no NFP (control)	5 wt% Isopar V	5 wt% SHF-101
Tensile strength @ yield (psi)	4.7	3.2	4.2	4.0	4.0
Elongation @ yield (%)	12	16.7	13.4	16.7	17.2
Flex modulus 1% secant (kpsi)	167	102	146	108	116
HDT @ 66psi (°C)	84	70	78	73	72
Gardner impact @ 23°C (in- lbs)	273	210	242	226	226
Notched Izod impact @ 23°C (ft-lbs/in)	1.1	10.3	1.4	4.5	3.8
Haze (%)	--	--	9.9	8.6	10.2

RCP-3 contains 800 ppm CaSt, 800 ppm Ultanox626A, 500 ppm Tinuvin 622, 2500 ppm Millad 3940

RCP-4 contains 400 ppm CaSt, 400 ppm Irganox 3114, 400 ppm Ultanox626A, 1500 ppm Millad 3940, 800 ppm Atmer 129

5

Exact[®] 3035 is a metallocene ethylene-butene copolymer (3.5 MI, 0.90 g/cm³ density)

Table 27. Comparison of permanence of NFP in RCP-2 propylene random copolymer.

Blend composition	plasticizer KV at 100°C	% weight loss over time period				
		24 hr	48 hr	139 hr	167 hr	311 hr
PP	--	0.3	0.3	0.3	0.3	0.3
PP + 10% SHF-21	2	7.7	8.1	8.1	8.0	8.0
PP + 10% SHF-41	4	0.2	0.7	1.1	1.3	2.0
PP + 10% SHF-61	6	0.2	0.4	0.6	0.6	0.9
PP + 10% SHF-82	8	0.1	0.2	0.3	0.3	0.5
PP + 10% SHF-101	10	-0.1	0.2	0.2	0.1	0.3
PP + 10% Rudol	5	--	--	--	--	5.4

TABLE 28.

NFP content in polypropylene/NFP blends.

Polymer	NFP	Blend Method	Dry blend composition (wt% NFP)	extraction method (wt% NFP)	CRYSTAF method (wt% NFP)
Achieve™ 1654	SHF-101	Extruder	3	2.6	2.2 ± 0.1 ^a
			5	4.5	4.2 ± 0.1 ^a
			10	7.4	7.6 ± 0.1 ^a
			20	15.4	15.2 ± 0.5 ^a
PP 3155	SuperSyn 2150	Extruder	3	2.5 ^b	3.5
			6	5.5 ^b	6.5
PP 1024	SHF-101	Brabender	5	--	5.9
			10	--	10.3
			20	--	21.1
PP 1024	Isopar V	Brabender	5	--	3.9
			10	--	8.3
PP 7033N	SuperSyn 2150	Brabender	10	9.9	--
	Norpar 15	Brabender	10	6.5	--
	GTL6/MBS	Brabender	10	9.4	10.1

^a Average and standard deviation reported for results from triplicate CRYSTAF runs.

^b 12 hour reflux.

CLAIMS

We Claim:

1. A plasticized polyolefin composition comprising one or more polyolefins
5 and one of more non-functionalized plasticizers where the non-functionalized plasticizers have a kinematic viscosity ("KV") of 2 cSt or less at 100 °C.
2. The composition of claim 1 wherein the non-functionalized plasticizer
10 comprises at least 50 weight%, of C₆ to C₁₀₀ isoparaffins.
3. The composition of claim 1 wherein the non-functionalized plasticizer
comprises at least 50 weight% of C₅ to C₂₅ n-paraffins having less than 0.1
15 % aromatics.
4. The composition of claim 1 wherein the non-functionalized plasticizer
comprises at least 50 weight% of a dearomatized aliphatic hydrocarbon
comprising a mixture of normal paraffins, isoparaffins and cycloparaffins.
- 20 5. The composition of claim 1 wherein the non-functionalized plasticizer
comprises at least 50 weight% of a dearomatized aliphatic hydrocarbon
comprising a mixture of C₄ to C₂₅ normal paraffins, C₄ to C₂₅ isoparaffins
and C₄ to C₂₅ cycloparaffins.
- 25 6. A plasticized polyolefin composition comprising one or more polyolefins
and one of more non-functionalized plasticizers where the non-functionalized plasticizer comprises C₂₀ to C₁₅₀₀ paraffins having a Kinematic viscosity of 10 cSt or more at 100 °C and a viscosity index of
120 or more.
- 30 7. A plasticized polyolefin composition comprising one or more polyolefins
and one of more non-functionalized plasticizers where the non-

functionalized plasticizer comprises oligomers of C₅ to C₁₄ olefins having a Kinematic viscosity of 10 cSt or more at 100 °C and a viscosity index of 120 or more.

- 5 8. A plasticized polypropylene compositions comprising polypropylene and one or more non-functionalized plasticizers where the non-functionalized plasticizer comprises oligomers of C₆ to C₁₄ olefins having viscosity index of 120 or more, provided that when the plasticized composition comprises between 4 and 10 weight % of polyalphaolefin that is a hydrogenated, highly branched dimer of an alpha olefin having 8-12 carbon atoms, the composition does not comprises between 18 and 25 weight percent of a linear low density polyethylene having a density of 0.912 to 0.935 g/cc.
- 10
9. A plasticized polypropylene compositions comprising polypropylene and one or more non-functionalized plasticizers where the non-functionalized plasticizer comprises oligomers of C₆ to C₁₄ olefins having viscosity index of 120 or more, provided that when the composition does not comprises an impact copolymer of polypropylene and 40-50 weight% of an ethylene propylene rubber or provided that the composition does not comprise a random copolymer of propylene and ethylene.
- 15
- 20
10. The composition of any of claims 6 to 9 wherein the non-functionalized plasticizer comprises an oligomer of decene having a carbon number of 40-200.
- 25
11. The composition of any of claims 6 to 10 wherein the non-functionalized plasticizer comprises oligomers of 1-pentene, 1-hexene, 1-heptene, 1-octene, 1-nonene, 1-decene, 1-undecene and or 1-dodecene.
- 30
12. The composition of any of claims 6 to 11 wherein the non-functionalized plasticizer comprises oligomers of decene having a carbon number of 200 to 1500.

13. The composition of any of claims 6 to 12 wherein the non-functionalized plasticizer has a kinematic viscosity of 10 cSt at 100 °C.
- 5 14. The composition of any of claims 6 to 13 wherein the non-functionalized plasticizer has a VI of 130 or more.
- 10 15. A plasticized polyolefin composition comprising a polyolefin and a non-functionalized plasticizer where the plasticizer comprises a mineral oil having a saturates levels of 90% or more, sulfur contents of 0.03 % or less, and VI of 120 or more.
- 15 16. A plasticized polyolefin composition comprising a polyolefin and a non-functionalized plasticizer where the plasticizer comprises a mixture of branched and normal paraffins having from 6 to 50 carbon atoms and a ratio of branch paraffin to n-paraffin ratio ranging from 0.5:1 to 9:1.
- 20 17. The composition of claim 16 where the mixture comprises greater than 50 wt% mono-methyl species.
- 25 18. The composition of claim 16 or 17 where the plasticizer comprises a mixture of branched and normal paraffins having from 10 to 16 carbon atoms and a ratio of branch paraffin to n-paraffin ratio ranging from 1:1 to 4:1.
- 30 19. A plasticized polyolefin composition comprising one or more polyolefins and one or more non-functionalized plasticizers where the non-functionalized plasticizer comprises a linear or branched paraffinic hydrocarbon composition having a number average molecular weight of 500 to 20,000, having less than 10 % sidechains having 4 or more carbons, and having at least 1 or 2 carbon branches present at 15 weight % or more, and where the NFP comprises less than 2 weight % cyclic paraffins.

20. A plasticized polyolefin composition comprising one or more polyolefins and one or more non-functionalized plasticizers where the non-functionalized plasticizer has an Mn of 15,000 and an Mw of 60,000 or less and comprises: 1) a copolymer of a C₄ raffinate; 2) a poly(n-butene);
5 or 3) a copolymer of at least isobutylene derived units, 1-butene derived units, and 2-butene derived units.
21. The composition according to any of the above claims where the
10 plasticized composition decreases less than 1 % in weight when stored at 70 °C for 312 hours in a dry oven.
22. The composition according to any of the above claims where the non-functionalized plasticizer comprises 0.1 weight % or less of functional
15 groups selected from hydroxide, aryls and substituted aryls, halogens, alkoxys, carboxylates, esters, carbon unsaturation, acrylates, oxygen, nitrogen, and carboxyl, based upon the weight of the NFP.
23. The composition according to any of the above claims where the non-functionalized plasticizer has a glass transition temperature (Tg) that
20 cannot be determined or if it can be determined then the Tg is less than 30°C.
24. The composition according to any of the above claims where the non-functionalized plasticizer has a distillation range having a difference
25 between the upper temperature and the lower temperature of 20 °C or less.
25. The composition according to any of the above claims where the non-functionalized plasticizer has an initial boiling point greater than 110 °C.
30
26. The composition according to any of the above claims where the non-functionalized plasticizer has a pour point of -15 °C or less.

27. The composition according to any of the above claims where the non-functionalized plasticizer has a specific gravity of less than 0.86.
- 5 28. The composition according to any of the above claims where the non-functionalized plasticizer has a specific gravity from 0.70 to 0.86.
29. The composition according to any of the above claims where the non-functionalized plasticizer has a final boiling point of from 115°C to 500°C.
- 10 30. The composition according to any of the above claims where the non-functionalized plasticizer has a weight average molecular weight between 2,000 and 100 g/mol.
- 15 31. The composition according to any of the above claims where the non-functionalized plasticizer has a flash point of -30 to 350°C.
32. The composition according to any of the above claims where the non-functionalized plasticizer has a dielectric constant at 20°C of less than 3.0.
- 20 33. The composition according to any of the above claims where the non-functionalized plasticizer has a density of from 0.70 to 0.83 g/cm³.
34. The composition according to any of the above claims where the non-functionalized plasticizer has a viscosity of from 0.5 to 20 cSt at 25°C.
- 25 35. The composition according to any of the above claims where the non-functionalized plasticizer has a carbon number of from 6 to 150.
- 30 36. The composition according to any of the above claims where the non-functionalized plasticizer has a carbon number of from 7 to 100.

37. The composition according to any of the above claims where the non-functionalized plasticizer has a carbon number of from 10 to 30.
38. The composition according to any of the above claims where the non-functionalized plasticizer has a carbon number of from 12 to 25.
39. The composition according to any of the above claims where the plasticized composition has a single glass transition temperature that is below that of the polyolefin itself.
40. The composition according to any of the above claims characterized in that the T_g of the plasticized composition is at least 4 °C lower than that of the neat polyolefin.
41. The composition according to any of the above claims characterized in that the T_g of the plasticized composition is at least 10 °C lower than that of the neat polyolefin.
42. The composition according to any of the above claims characterized in that the T_g of the plasticized composition is at least 15 °C lower than that of the neat polyolefin.
43. The composition according to any claims 30, 31 or 32 characterized in that the peak melting temperature of the neat polyolefin is within 1 to 4°C of the plasticized polyolefin.
44. The composition according to any claims 30, 31, 32 or 33 characterized in that the crystallization temperature of the neat polyolefin is within 1 to 4°C of the plasticized polyolefin.
45. The composition according to any of the above claims where the polyolefin comprises polypropylene.

46. The composition of any of the above claims where the polyolefin comprises isotactic polypropylene.
- 5 47. The composition of any of the above claims where the polyolefin comprises syndiotactic polypropylene.
48. The composition of any of the above claims where the polyolefin comprises highly isotactic polypropylene.
- 10 49. The composition of any of the above claims where the polyolefin comprises isotactic polypropylene.
50. The composition of any of the above claims where the polyolefin comprises an impact copolymer.
- 15 51. The composition of any of the above claims where the polyolefin further comprises an elastomer.
- 20 52. The composition of any of the above claims where the polyolefin further comprises a plastomer.
53. The composition of any of the above claims where the polyolefin has an Mw of 30,000 to 1,000,000 g/mol.
- 25 54. The composition of any of the above claims where the polyolefin has an Mw/Mn of 1.6 to 10.
55. The composition of any of the above claims where the polyolefin has a melting point (second melt) of 30 to 185 °C.
- 30 56. The composition of any of the above claims where the polyolefin has a

crystallinity of 5 to 80%.

57. The composition of any of the above claims where the polyolefin has a heat of fusion between 20 to 150 J/g.
- 5
58. The composition of any of the above claims where the polyolefin has a Gardner impact strength, tested on 0.125 inch disk at 23°C of 20 in-lb to 1000 in-lb.
- 10
59. The composition of any of the above claims where the polyolefin has a 1% secant flexural modulus of from 100 MPa to 2300 MPa
60. The composition of any of the above claims where the polyolefin has a melt flow rate from 0.3 to 500 dg/min.
- 15
61. The composition of any of the above claims where the polyolefin comprises a copolymer of propylene and from 0.5 to 30 weight % of one or more comonomers selected from the group consisting of ethylene, butene, pentene, hexene, heptene, octene, nonene, decene, dodecene, 4-methyl-pentene-1, 3-methyl pentene-1, 5-ethyl-1-nonene, and 3,5,5-trimethyl-hexene-1.
- 20
62. The composition of any of the above claims wherein the polyolefin comprises propylene, from 0 to 5 weight % of a diene, and from 2 wt% to 25 wt% ethylene, based on the total weight of the polymer and has a narrow compositional distribution; a melting point (T_m) of from 25°C to 120°C; a heat of fusion of from 50 J/g to 3 J/g; an Mw/Mn of from 1.5 to 5; and a melt index (MI) of less than 20 dg/min.
- 25
- 30
63. The polymer of claim 642 where the polyolefin has a tacticity index of 4 to 12.

64. The composition of any of the above claims where the polyolefin is present at 50 to 99.99 weight %, based upon the weight of the polyolefin and the non-functionalized plasticizer.
- 5 65. The composition of any of the above claims where non-functionalized plasticizer is present at 0.5 to 35 weight %, based upon the weight of the polyolefin and the non-functionalized plasticizer.
- 10 66. The composition of any of the above claims where non-functionalized plasticizer is present at 1 to 15 weight %, based upon the weight of the polyolefin and the non-functionalized plasticizer.
- 15 67. The composition of any of claims 1 to 68, wherein the polyolefin is a propylene impact copolymer or blend comprising from 40% to 95% by weight of a Component A and from 5% to 60% by weight of a Component B based on the total weight of copolymer; wherein Component A comprises propylene homopolymer or copolymer, the copolymer comprising 10% or less by weight ethylene, butene, hexene or octene comonomer; and wherein Component B comprises propylene copolymer, wherein the copolymer comprises from 5% to 70% by weight ethylene, butene, hexene and/or octene comonomer, and from 95% to 30% by weight propylene.
- 20
- 25 68. The composition of claim 67 wherein the refractive index of Component A and the refractive index of Component B are within 10 % of each other, and, optionally the refractive index of the non-functionalized plasticizer is within 20 % of Component A, Component B or both.
- 30 69. The composition of any of the above claims wherein polyethylene having a weight average molecular weight of from 500 to 10,000 is substantially absent and or wherein phthalates, adipates, trimellitate esters, and polyesters are substantially absent.

70. The composition of any of the above claims wherein the polyolefin comprises segments that are isotactic.
- 5 71. An article of manufacture comprising the composition of any of the above claims.
72. The article of manufacture of claim 71 where the article is selected from the group consisting of: cookware, storage ware, furniture, automotive components, boat components, toys, sportswear, medical devices, medical devices, sterilization containers, nonwoven fibers, nonwoven fabrics, drapes, gowns, filters, hygiene products, diapers, films, oriented films, sheets, tubes, pipes, films, sheets, fibers, woven fabrics, tubes, pipes, sporting equipment, tubing, pipes, wire jacketing, cable jacketing, agricultural films, geomembranes, bumpers, grills, trim parts, dashboards, instrument panels, exterior door components, hood components, spoiler, wind screen, hub caps, mirror housing, body panel, protective side molding, crates, containers, packaging, labware, office floor mats, instrumentation sample holders, sample windows; liquid storage containers, bags, pouches, bottles for storage and IV infusion of blood or solutions; packaging material for any medical device or drugs including unit-dose, blister pack, bubble pack, adhesives, shoe soles, gaskets, bellows, elastic fibers, and sealants.
- 10
- 15
- 20
- 25 73 A method to make an article of manufacture comprising subjecting the composition of any of claims 1 to 70 one or more of: injection molding, compression molding, transfer molding, casting, extruding, thermoforming, blow molding, spunbonding, meltblowing, laminating, pultrusion, fiber spinning, draw reduction, rotational molding, spinbonding, melt spinning, melt blowing; or combinations thereof.
- 30
74. A non-woven article comprising the composition of any of claims 1 to 70.

75. A method to make a non-woven article comprising melt blowing, spunbonding, film aperturing, and or staple fiber carding the composition of any of claims 1 to 70.

5

76. A method to make a non-woven fabric comprising extruding of fibers comprising the composition of any of claim 1 to 70 through a spinneret, drawing the fibers using high velocity air, laying the drawn fibers on an endless belt to form a web, and bonding the fibers to one another.

10

77. A method to make a plasticized polyolefin comprising polymerizing the polyolefin in a solution process and introducing a non-functional plasticizer that is soluble in the solvent medium into the polymer solution prior to removing the solvent.

15

78. A method to make a plasticized polyolefin comprising polymerizing the polyolefin in a bulk process and introducing a non-functional plasticizer that is soluble in the bulk medium into the polymer solution prior to removing the solvent.

20

Fig. 1 E' of Plasticized Propylene Polymers

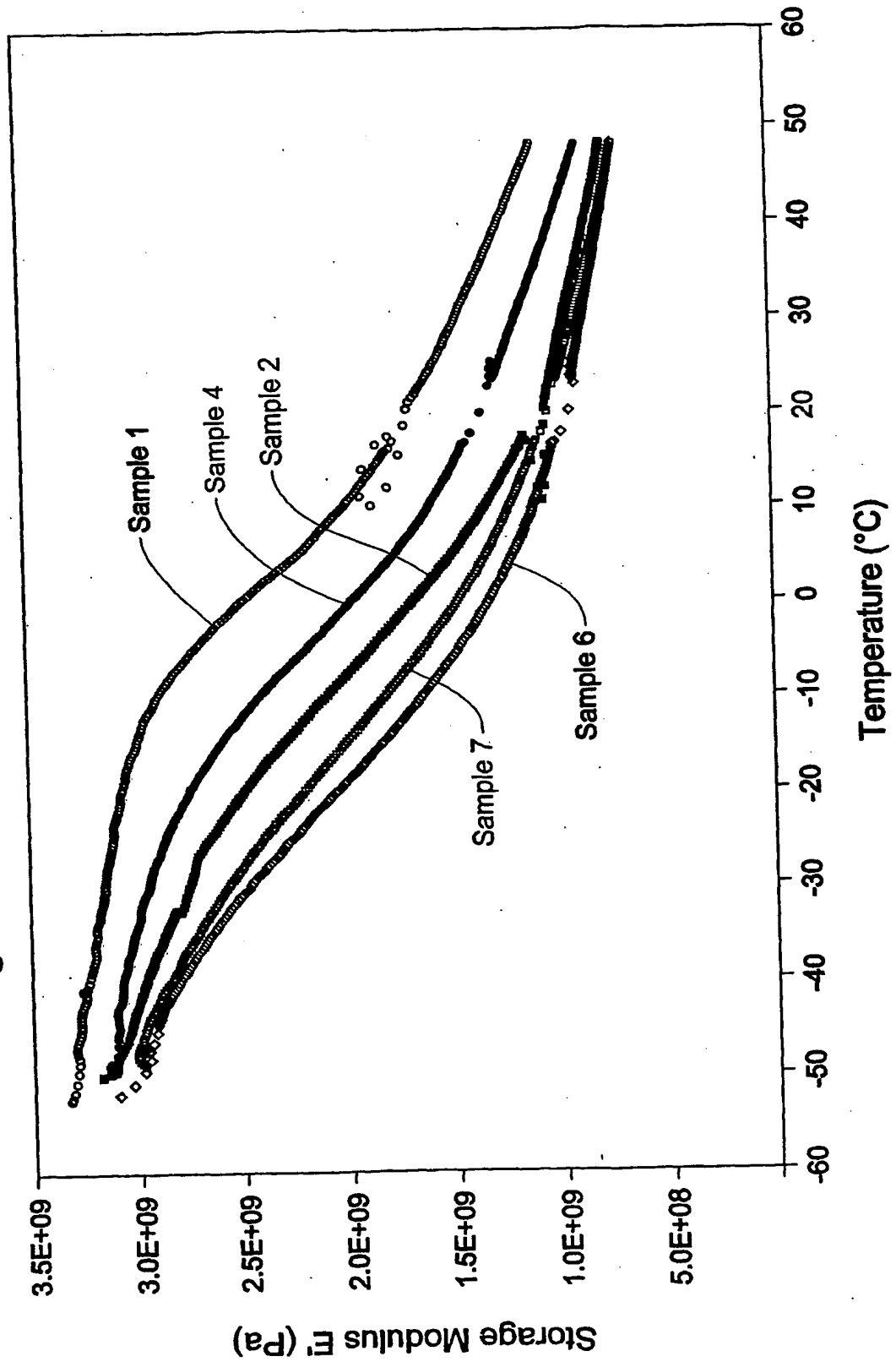


Fig. 2 Tan δ of Plasticized Propylene Polymers

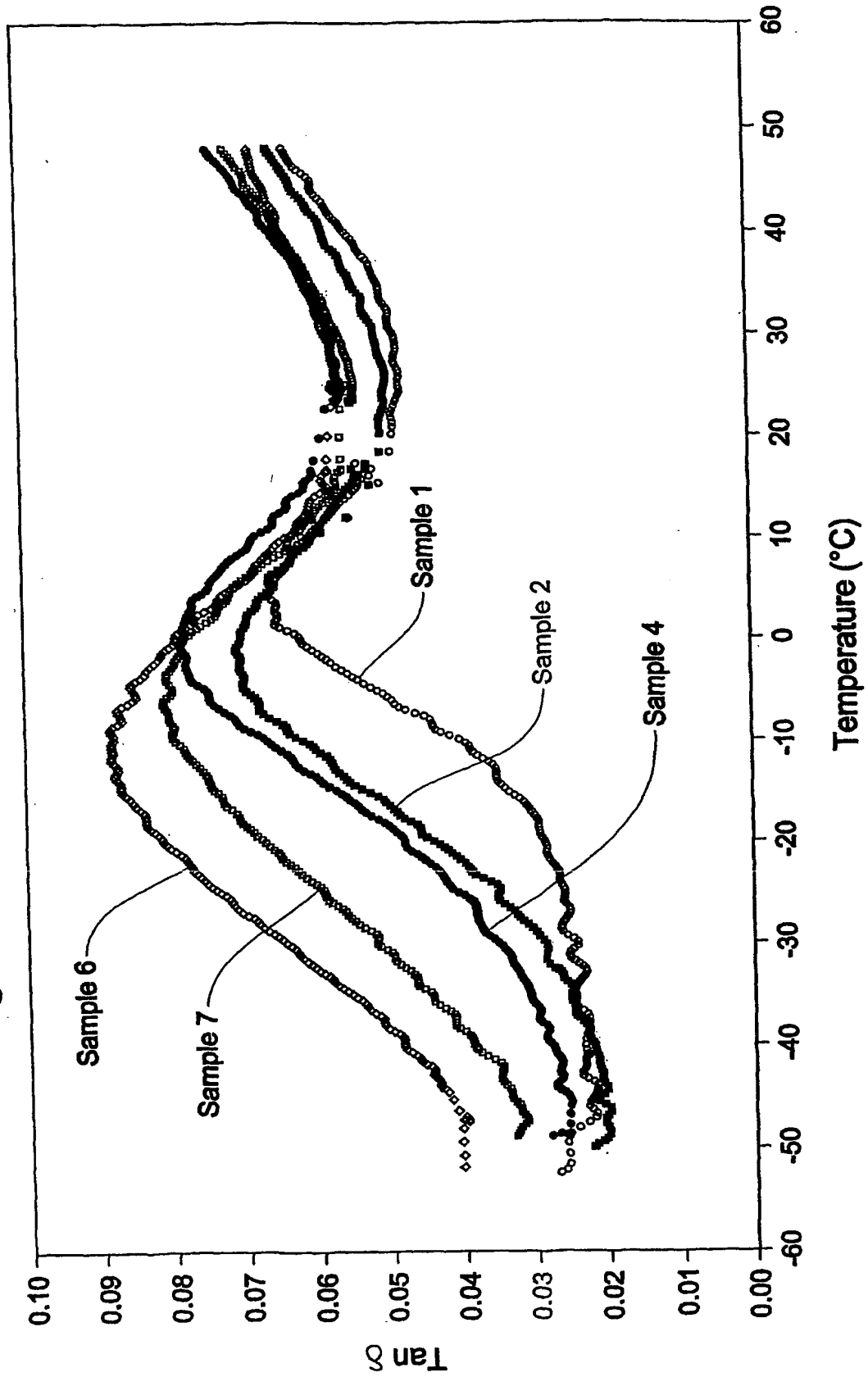


Fig. 3

Tan δ of Plasticized Propylene Copolymers

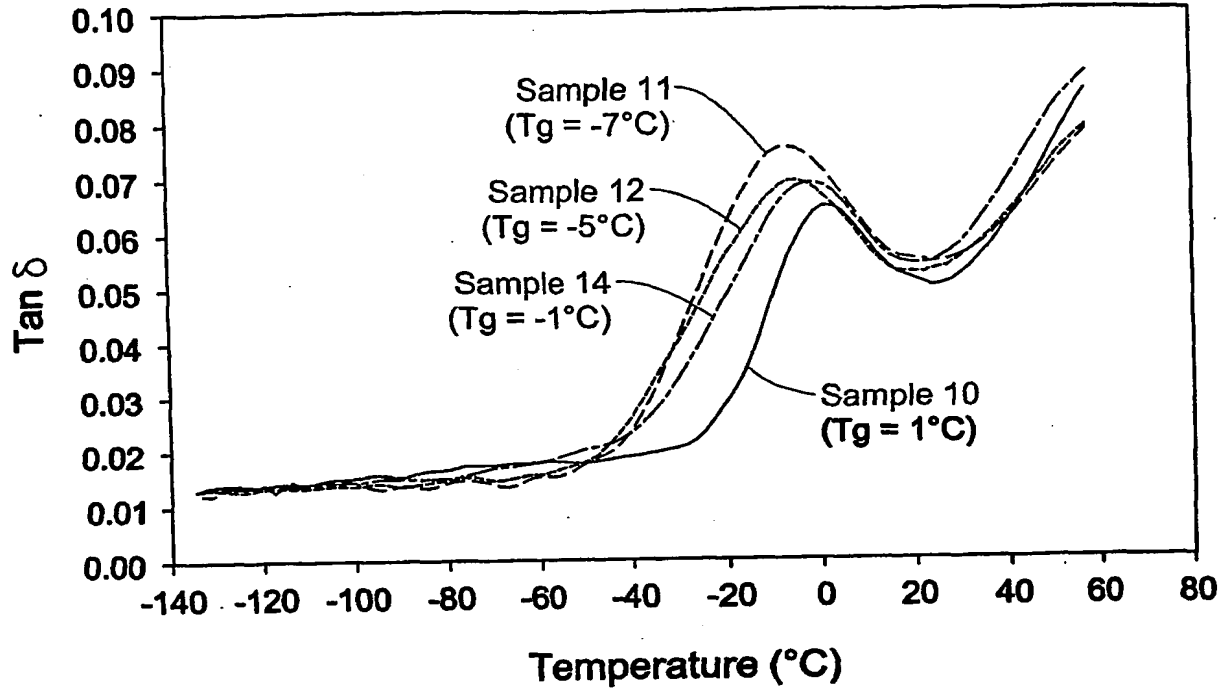
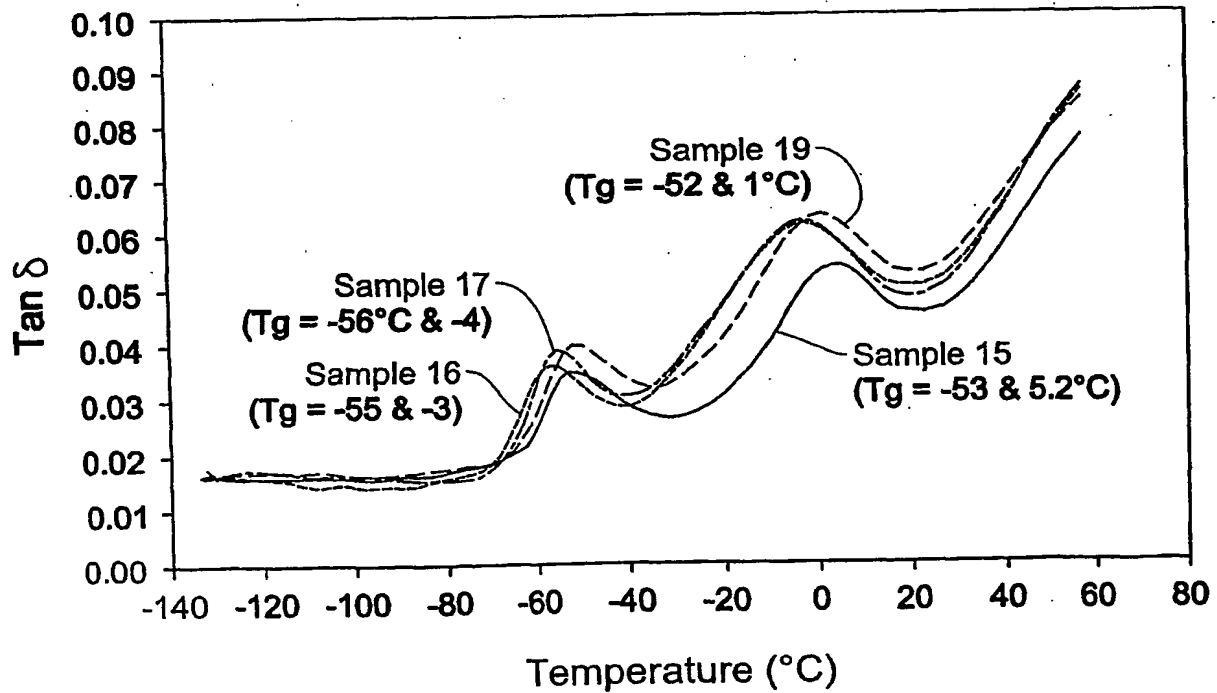


Fig. 4

Tan δ of Plasticized Propylene Impact Copolymers



4/8

Fig. 5

DSC Melting of Plasticized Metallocene Propylene Polymers

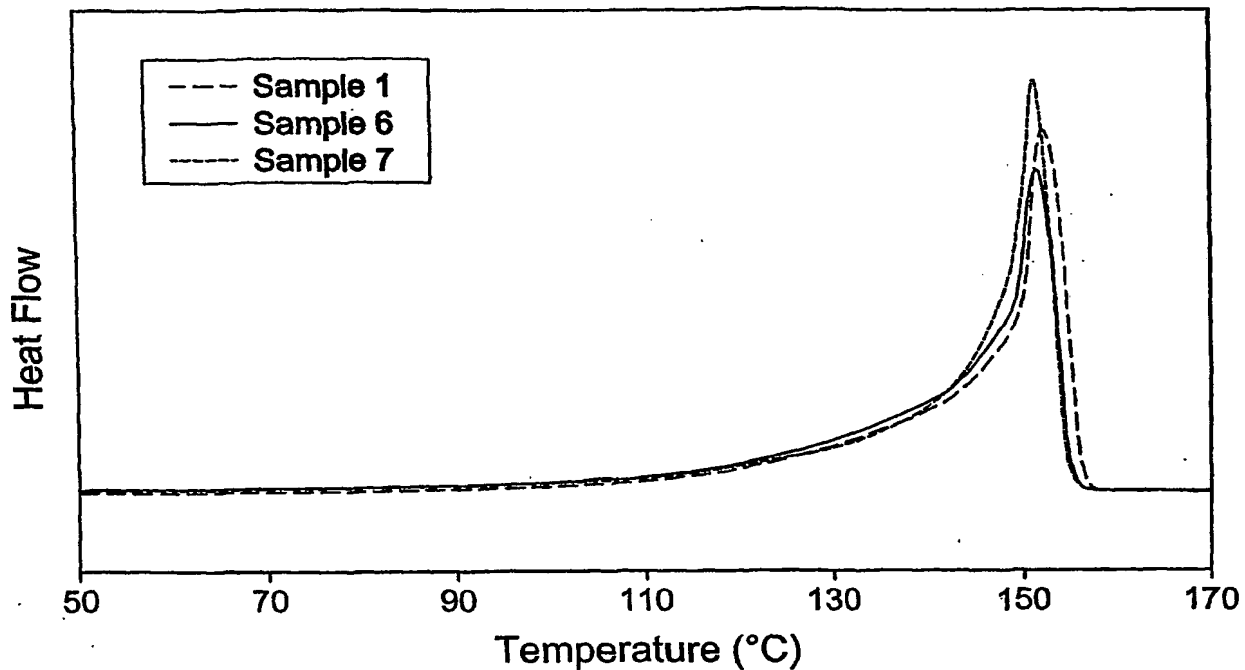
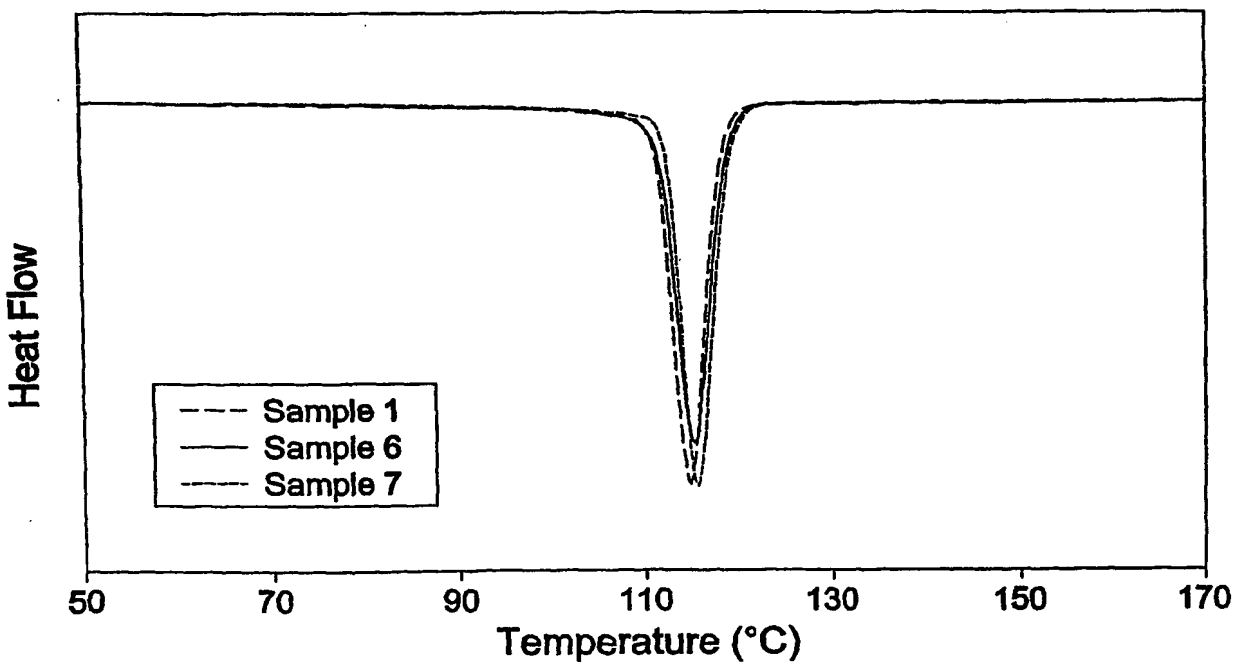


Fig. 6

DSC Crystallization of Plasticized Metallocene Propylene Polymers



5/8

Fig. 7

DSC Melting of Plasticized Propylene Random Copolymers

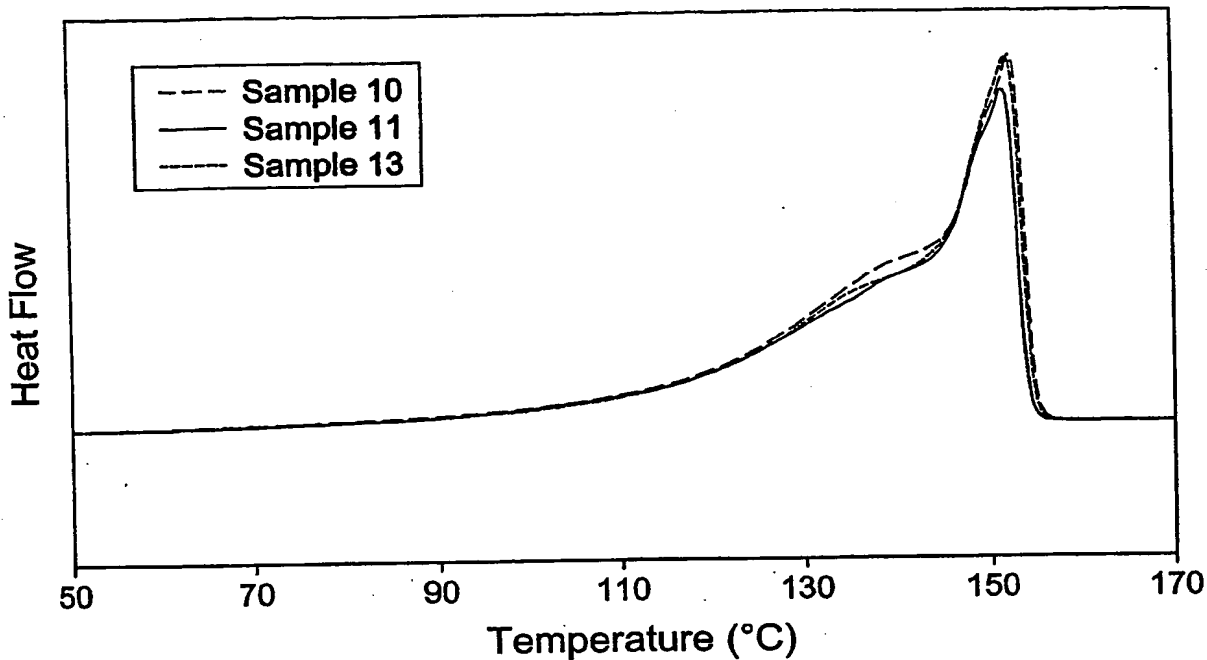


Fig. 8

DSC Crystallization of Plasticized Propylene Random Copolymers

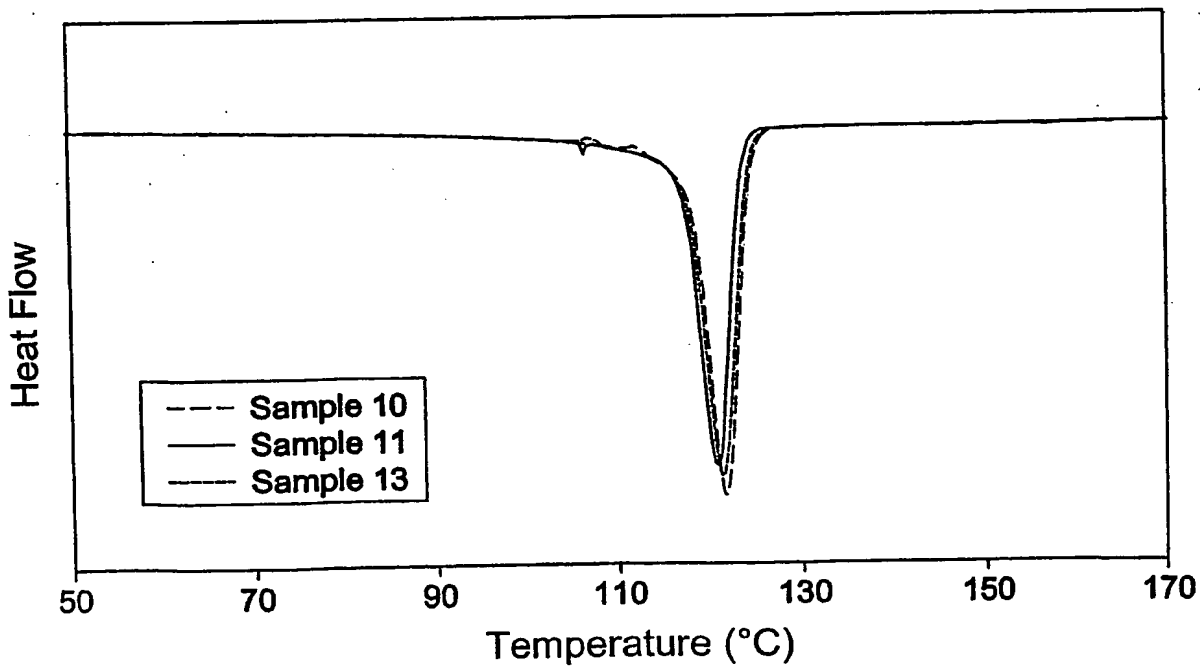


Fig. 9

DSC Melting of Plasticized Propylene Impact Copolymers

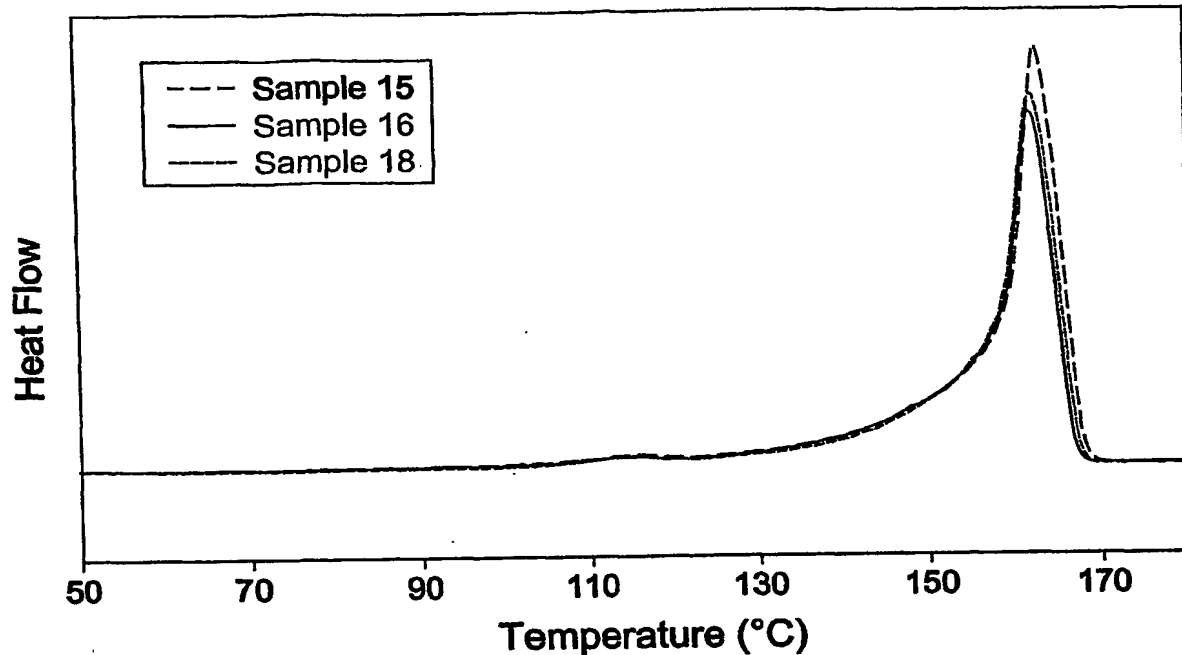


Fig. 10

DSC Crystallization of Plasticized Propylene Impact Copolymers

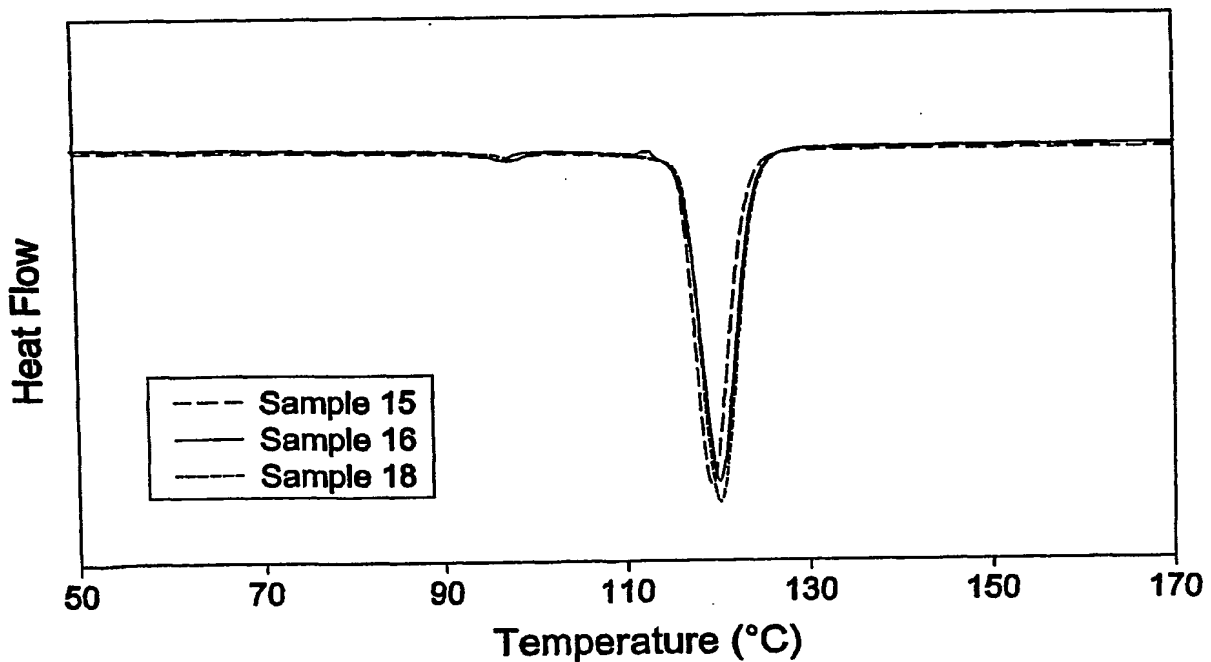


Fig. 11
Shear Viscosity of Plasticized Metallocene
Propylene Homopolymers

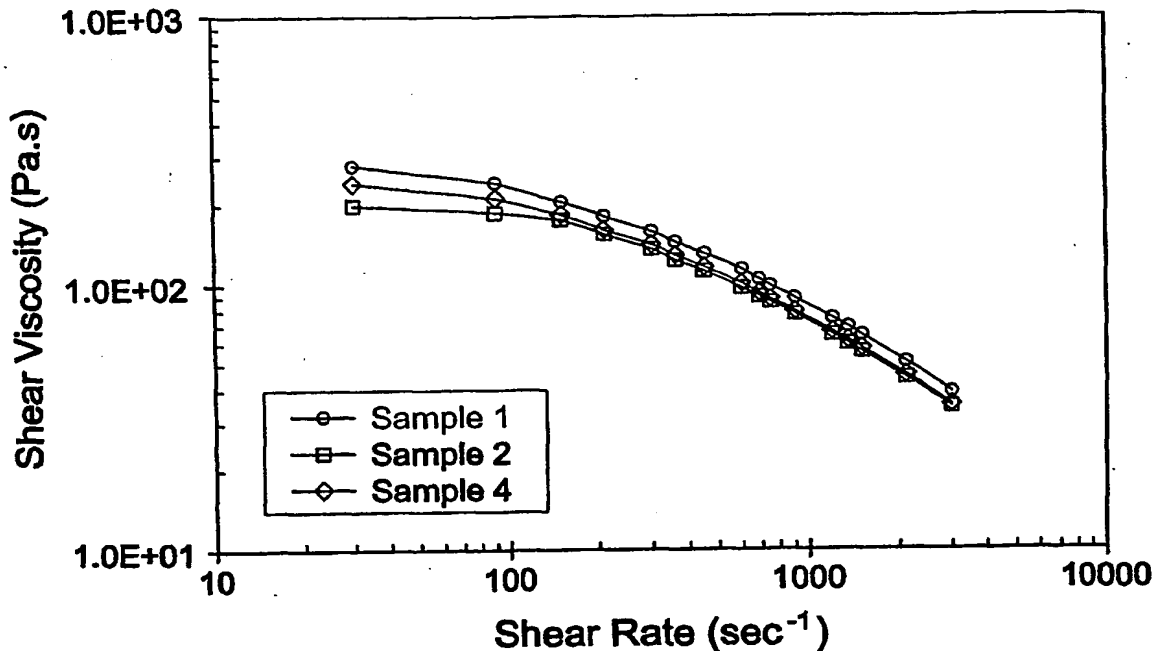
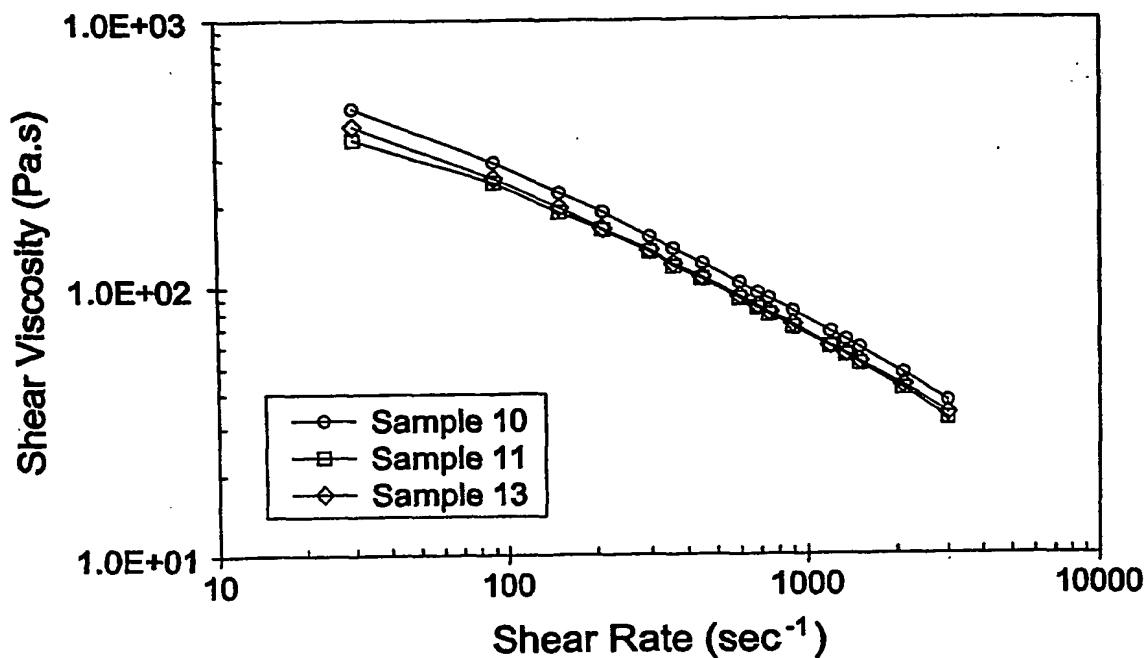


Fig. 12
Shear Viscosity of Plasticized Propylene
Random Copolymers



8/8

Fig. 13
 Shear Viscosity of Plasticized
 Propylene Impact Copolymers

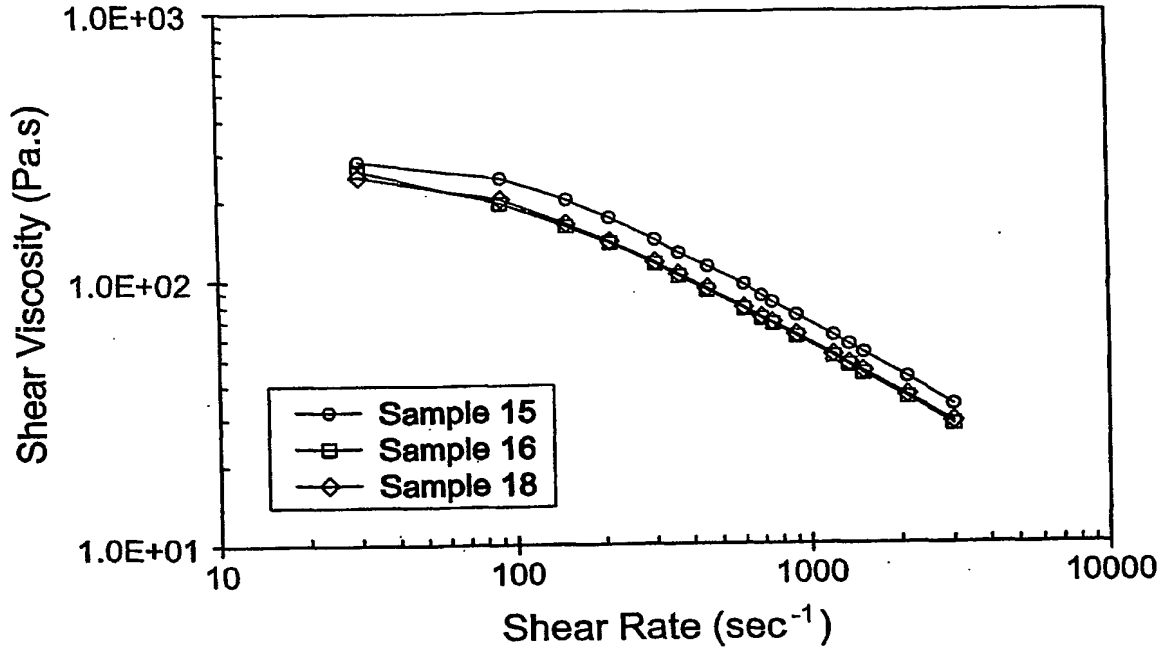
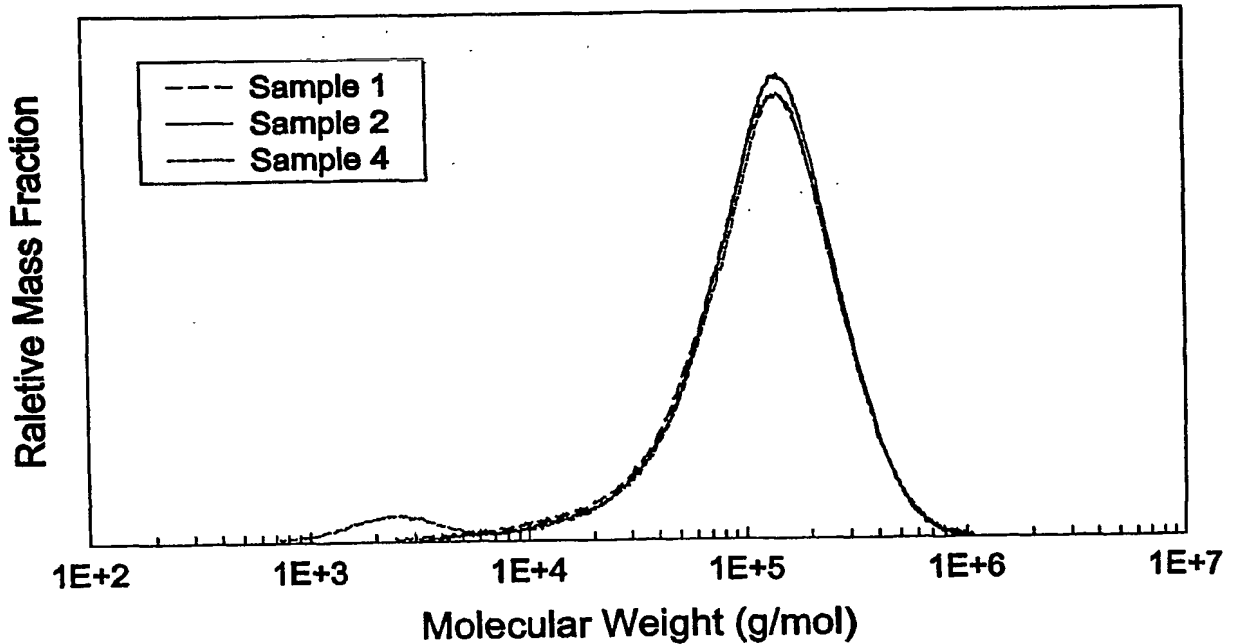


Fig. 14
 Molecular Weight Distribution of
 Plasticized Propylene Homopolymers



(19) World Intellectual Property
Organization
International Bureau



(43) International Publication Date
19 February 2004 (19.02.2004)

PCT

(10) International Publication Number
WO 2004/014998 A3

- (51) International Patent Classification⁷: C08K 5/01, C08L 23/02, C08K 5/00
- (21) International Application Number: PCT/US2003/025149
- (22) International Filing Date: 12 August 2003 (12.08.2003)
- (25) Filing Language: English
- (26) Publication Language: English
- (30) Priority Data:

60/402,665	12 August 2002 (12.08.2002)	US
Not furnished	4 August 2003 (04.08.2003)	US
Not furnished	4 August 2003 (04.08.2003)	US
- (71) Applicant (for all designated States except US): EXXON-MOBIL CHEMICAL PATENTS INC. [US/US]; 5200 Bayway Drive, Baytown, TX 77520-2101 (US).
- (72) Inventors; and
- (75) Inventors/Applicants (for US only): YANG, Henry, Wu-Hsiang [US/US]; 4818 River Hill Drive, Kingwood, TX 77345 (US). LI, Wen [CN/US]; 1130 Indian Autumn Trace, Baytown, TX 77520-2101 (US). LUNDMARK, Bruce [US/US]; 9418 Laurel Wind Ct., Houston, TX

77040 (US). LIN, Chon-Yie [US/US]; 3811 Park Center Court, Houston, TX 77059 (US). CHENG, Chia, Yung [US/US]; 902 Live Oak Lane, Seabrook, TX 77886 (US). CHAPMAN, Bryan, R. [US/US]; 1653 Norfolk Street, Houston, TX 77006 (US). EISELT, Petra [DE/US]; 4133 Apollo Street, Houston, TX 77018 (US). OURIEVA, Galina [BE/US]; Battucekaab 18/3, B-St-Stevens-Woluwe (US). VARMA-NAIR, Manika [US/US]; 28, Sycamore Way, Warren, NJ 07059 (US). COFFEY, James, N. [US/US]; 2042 Lodge Crest Court, League City, TX 77573 (US). SCHREGENBERGER, Sandra, Denise [US/US]; 5 Hope Court, Hillsborough, NJ 08844 (US). LOHSE, David, J. [US/US]; 556 Stoney Brook Drive, Bridgewater, NJ 08807 (US). YANG, Norman [US/US]; 2 Normandy Drive, Westfield, NJ 07090 (US). ZUDOCK, Jeffery [US/US]; 5200 Bayway Drive, Baytown, TX 77520-2101 (US). WITTENBRINK, Robert, J. [US/US]; 6018 River Chase Trail, Kingwood, TX 77345 (US).

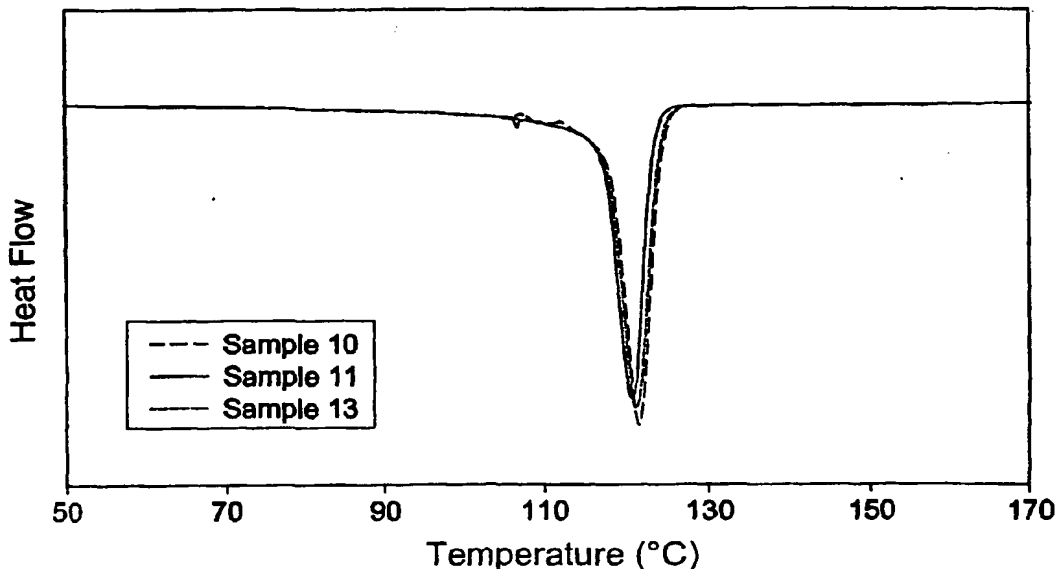
(74) Agents: BELL, Catherine, L. et al.; ExxonMobil Chemical Company, P.O. Box 2149, Baytown, TX 77522-2149 (US).

(81) Designated States (national): AE, AG, AL, AM, AT, AU, AZ, BA, BB, BG, BR, BY, BZ, CA, CH, CN, CO, CR, CU,

[Continued on next page]

(54) Title: PLASTICIZED POLYOLEFIN COMPOSITIONS

DSC Crystallization of Plasticized Propylene Random Copolymers



(57) Abstract: The present invention relates to plasticized polyolefin compositions comprising a polyolefin and a non-functionalized hydrocarbon plasticizer.

WO 2004/014998 A3



CZ, DE, DK, DM, DZ, EC, EE, ES, FI, GB, GD, GE, GH, GM, HR, HU, ID, IL, IN, IS, JP, KE, KG, KP, KR, KZ, LC, LK, LR, LS, LT, LU, LV, MA, MD, MG, MK, MN, MW, MX, MZ, NI, NO, NZ, OM, PG, PH, PL, PT, RO, RU, SC, SD, SE, SG, SK, SL, SY, TJ, TM, TN, TR, TT, TZ, UA, UG, US, UZ, VC, VN, YU, ZA, ZM, ZW.

SE, SI, SK, TR), OAPI patent (BF, BJ, CF, CG, CI, CM, GA, GN, GQ, GW, ML, MR, NE, SN, TD, TG).

Published:

— with international search report

(84) Designated States (regional): ARIPO patent (GH, GM, KE, LS, MW, MZ, SD, SL, SZ, TZ, UG, ZM, ZW), Eurasian patent (AM, AZ, BY, KG, KZ, MD, RU, TJ, TM), European patent (AT, BE, BG, CH, CY, CZ, DE, DK, EE, ES, FI, FR, GB, GR, HU, IE, IT, LU, MC, NL, PT, RO,

(88) Date of publication of the international search report:
16 September 2004

For two-letter codes and other abbreviations, refer to the "Guidance Notes on Codes and Abbreviations" appearing at the beginning of each regular issue of the PCT Gazette.

INTERNATIONAL SEARCH REPORT

Int'l Application No
PCT/US 03/25149

A. CLASSIFICATION OF SUBJECT MATTER
IPC 7 C08K5/01 C08L23/02 C08K5/00

According to International Patent Classification (IPC) or to both national classification and IPC

B. FIELDS SEARCHED

Minimum documentation searched (classification system followed by classification symbols)
IPC 7 C08K C08L

Documentation searched other than minimum documentation to the extent that such documents are included in the fields searched

Electronic data base consulted during the international search (name of data base and, where practical, search terms used)

EPO-Internal, WPI Data, PAJ

C. DOCUMENTS CONSIDERED TO BE RELEVANT

Category *	Citation of document, with indication, where appropriate, of the relevant passages	Relevant to claim No.
A	WO 01/18109 A (EXXON CHEMICAL PATENTS INC) 15 March 2001 (2001-03-15) cited in the application example 4	1, 21, 35
A	US 4 132 698 A (GESSLER ALBERT M ET AL) 2 January 1979 (1979-01-02) cited in the application examples 3, 4	1, 15, 20, 36, 56
A	EP 0 448 259 A (UNION CARBIDE CHEM PLASTIC) 25 September 1991 (1991-09-25) claim 1; example 1	1, 36
	-/-	

Further documents are listed in the continuation of box C.

Patent family members are listed in annex.

° Special categories of cited documents :

- *A* document defining the general state of the art which is not considered to be of particular relevance
- *E* earlier document but published on or after the international filing date
- *L* document which may throw doubts on priority claim(s) or which is cited to establish the publication date of another citation or other special reason (as specified)
- *O* document referring to an oral disclosure, use, exhibition or other means
- *P* document published prior to the international filing date but later than the priority date claimed

- *T* later document published after the international filing date or priority date and not in conflict with the application but cited to understand the principle or theory underlying the invention
- *X* document of particular relevance; the claimed invention cannot be considered novel or cannot be considered to involve an inventive step when the document is taken alone
- *Y* document of particular relevance; the claimed invention cannot be considered to involve an inventive step when the document is combined with one or more other such documents, such combination being obvious to a person skilled in the art.
- *&* document member of the same patent family

Date of the actual completion of the international search

24 May 2004

Date of mailing of the international search report

02/06/2004

Name and mailing address of the ISA

European Patent Office, P.B. 5818 Patentlaan 2
NL - 2280 HV Rijswijk
Tel. (+31-70) 340-2040, Tx. 31 651 epo nl,
Fax (+31-70) 340-3016

Authorized officer

Engel, S

INTERNATIONAL SEARCH REPORT

International Application No
PCT/US 03/25149

C.(Continuation) DOCUMENTS CONSIDERED TO BE RELEVANT

Category	Citation of document, with indication, where appropriate, of the relevant passages	Relevant to claim No.
X	EP 1 028 145 A (SUMITOMO RUBBER IND) 16 August 2000 (2000-08-16) page 3, line 55 - page 4, line 1; claims 1,4; example 1 -----	1,2,4,6, 7,16,20, 36,42,56
X	US 4 073 782 A (OGAWA KAZUO ET AL) 14 February 1978 (1978-02-14) claim 1; examples -----	1,2,7
X	US 3 415 925 A (MARANS NELSON S) 10 December 1968 (1968-12-10) claim 1; examples -----	1,2,7,36

INTERNATIONAL SEARCH REPORT

information on patent family members

Int. Application No.
PCT/US 03/25149

Patent document cited in search report	Publication date	Patent family member(s)	Publication date	
WO 0118109	A	15-03-2001	US 6639020 B1	28-10-2003
			BR 0014163 A	07-05-2002
			CA 2383762 A1	15-03-2001
			CN 1372578 T	02-10-2002
			EP 1228143 A1	07-08-2002
			JP 2003508621 T	04-03-2003
			WO 0118109 A1	15-03-2001
			US 2003130422 A1	10-07-2003
			US 2004034170 A1	19-02-2004
			<hr/>	
US 4132698	A	02-01-1979	NONE	
<hr/>				
EP 0448259	A	25-09-1991	US 5076988 A	31-12-1991
			EP 0448259 A2	25-09-1991
			JP 1984978 C	25-10-1995
			JP 4220435 A	11-08-1992
			JP 7005750 B	25-01-1995
<hr/>				
EP 1028145	A	16-08-2000	JP 3396178 B2	14-04-2003
			JP 2000230090 A	22-08-2000
			DE 60001077 D1	06-02-2003
			DE 60001077 T2	02-10-2003
			EP 1028145 A1	16-08-2000
			US 6337364 B1	08-01-2002
<hr/>				
US 4073782	A	14-02-1978	JP 988689 C	26-02-1980
			JP 51087554 A	31-07-1976
			JP 54023378 B	13-08-1979
			AU 1065376 A	18-08-1977
			BE 838042 A1	14-05-1976
			CA 1040775 A1	17-10-1978
			DE 2603500 A1	05-08-1976
			FR 2299361 A1	27-08-1976
			GB 1487051 A	28-09-1977
			IT 1055045 B	21-12-1981
			NL 7600970 A , B	03-08-1976
			<hr/>	
US 3415925	A	10-12-1968	NONE	

CORRECTED VERSION

(19) World Intellectual Property
Organization
International Bureau



(43) International Publication Date
19 February 2004 (19.02.2004)

PCT

(10) International Publication Number
WO 2004/014998 A3

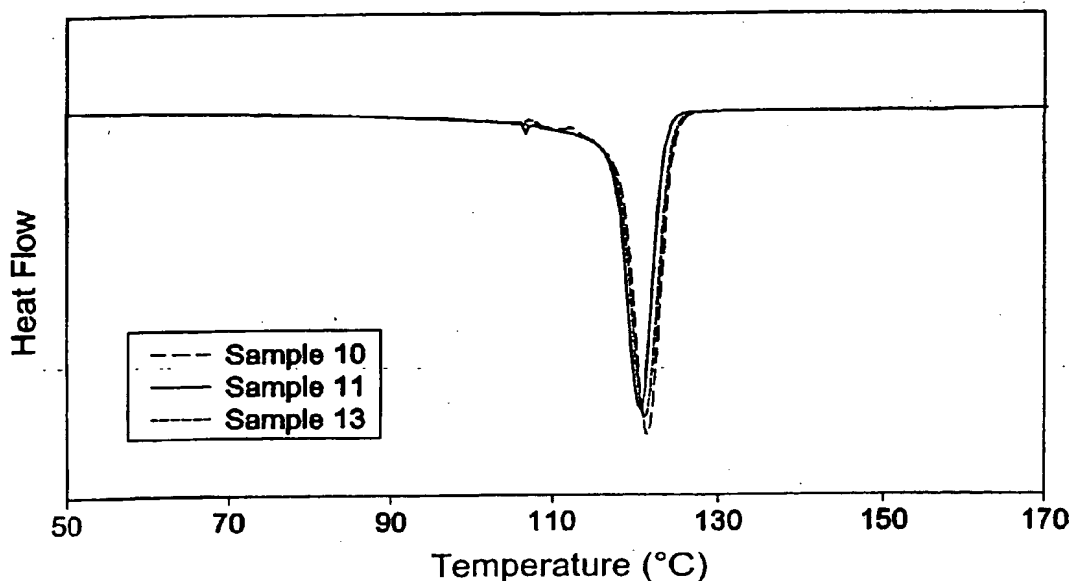
- (51) International Patent Classification⁷: C08K 5/01,
C08L 23/02, C08K 5/00
- (21) International Application Number:
PCT/US2003/025149
- (22) International Filing Date: 12 August 2003 (12.08.2003)
- (25) Filing Language: English
- (26) Publication Language: English
- (30) Priority Data:
60/402,665 12 August 2002 (12.08.2002) US
10/634,351 4 August 2003 (04.08.2003) US
PCT/US03/24667 4 August 2003 (04.08.2003) US
- (71) Applicant (for all designated States except US): EXXON-
MOBIL CHEMICAL PATENTS INC. [US/US]; 5200
Bayway Drive, Baytown, TX 77520-2101 (US).
- (72) Inventors; and
- (75) Inventors/Applicants (for US only): YANG, Henry,
Wu-Hsiang [US/US]; 4818 River Hill Drive, Kingwood,

TX 77345 (US). LI, Wen [CN/US]; 1130 Indian Autumn
Trace, Baytown, TX 77520-2101 (US). LUNDMARK,
Bruce [US/US]; 9418 Laurel Wind Ct., Houston, TX
77040 (US). LIN, Chon-Yie [US/US]; 3811 Park Center
Court, Houston, TX 77059 (US). CHENG, Chia, Yung
[US/US]; 902 Live Oak Lane, Seabrook, TX 77886 (US).
CHAPMAN, Bryan, R. [US/US]; 1653 Norfolk Street,
Houston, TX 77006 (US). EISELT, Petra [DE/US]; 4133
Apollo Street, Houston, TX 77018 (US). OURIEVA,
Galina [BE/US]; Battucekaab 18/3, B-St-Stevens-Woluwe
(US). VARMA-NAIR, Manika [US/US]; 28, Sycamore
Way, Warren, NJ 07059 (US). COFFEY, James, N.
[US/US]; 2042 Lodge Crest Court, League City, TX 77573
(US). SCHREGENBERGER, Sandra, Denise [US/US];
5 Hope Court, Hillsborough, NJ 08844 (US). LOHSE,
David, J. [US/US]; 556 Stoney Brook Drive, Bridgewater,
NJ 08807 (US). YANG, Norman [US/US]; 2 Normandy
Drive, Westfield, NJ 07090 (US). ZUDOCK, Jeffery
[US/US]; 5200 Bayway Drive, Baytown, TX 77520-2101
(US). WITTENBRINK, Robert, J. [US/US]; 6018 River
Chase Trail, Kingwood, TX 77345 (US).

[Continued on next page]

(54) Title: PLASTICIZED POLYOLEFIN COMPOSITIONS

DSC Crystallization of Plasticized Propylene Random Copolymers



(57) Abstract: The present invention relates to plasticized polyolefin compositions comprising a polyolefin and a non-functionalized hydrocarbon plasticizer.

WO 2004/014998 A3

CORRECTED VERSION

(19) World Intellectual Property
Organization
International Bureau



(43) International Publication Date
19 February 2004 (19.02.2004)

PCT

(10) International Publication Number
WO 2004/014998 A3

(51) International Patent Classification⁷: C08K 5/01,
C08L 23/02, C08K 5/00

(21) International Application Number:
PCT/US2003/025149

(22) International Filing Date: 12 August 2003 (12.08.2003)

(25) Filing Language: English

(26) Publication Language: English

(30) Priority Data:
60/402,665 12 August 2002 (12.08.2002) US
Not furnished 4 August 2003 (04.08.2003) US
Not furnished 4 August 2003 (04.08.2003) US

(71) Applicant (for all designated States except US): EXXON-
MOBIL CHEMICAL PATENTS INC. [US/US]; 5200
Bayway Drive, Baytown, TX 77520-2101 (US).

(72) Inventors; and

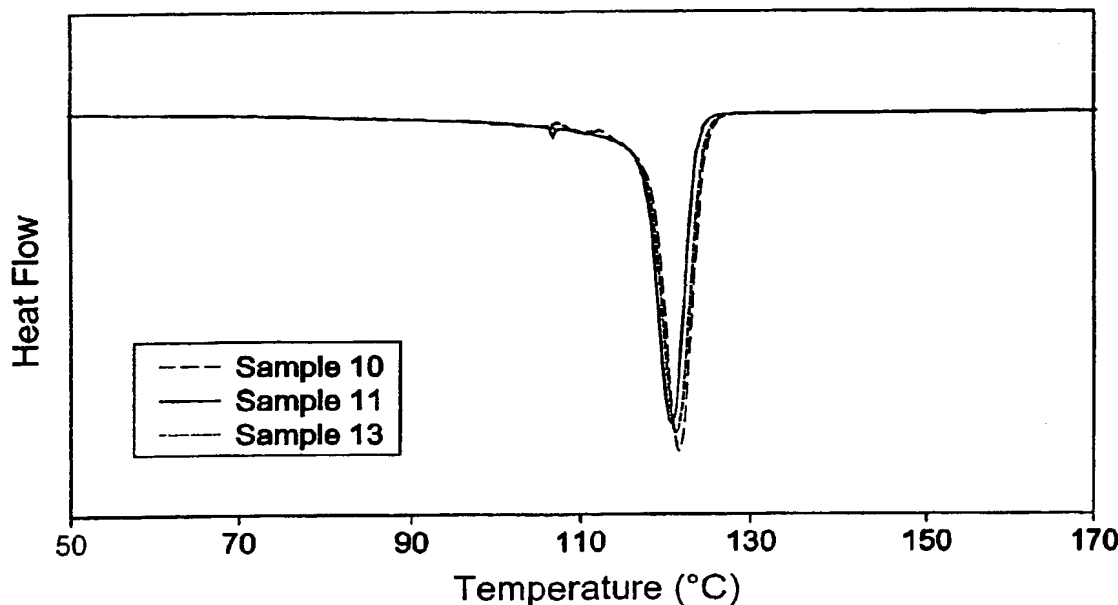
(75) Inventors/Applicants (for US only): YANG, Henry,
Wu-Hsiang [US/US]; 4818 River Hill Drive, Kingwood,

TX 77345 (US). LI, Wen [CN/US]; 1130 Indian Autumn
Trace, Baytown, TX 77520-2101 (US). LUNDMARK,
Bruce [US/US]; 9418 Laurel Wind Ct., Houston, TX
77040 (US). LIN, Chon-Yie [US/US]; 3811 Park Center
Court, Houston, TX 77059 (US). CHENG, Chia, Yung
[US/US]; 902 Live Oak Lane, Seabrook, TX 77886 (US).
CHAPMAN, Bryan, R. [US/US]; 1653 Norfolk Street,
Houston, TX 77006 (US). EISELT, Petra [DE/US]; 4133
Apollo Street, Houston, TX 77018 (US). OURIEVA,
Galina [BE/US]; Battucekaab 18/3, B-St-Stevens-Woluwe
(US). VARMA-NAIR, Manika [US/US]; 28, Sycamore
Way, Warren, NJ 07059 (US). COFFEY, James, N.
[US/US]; 2042 Lodge Crest Court, League City, TX 77573
(US). SCHREGENBERGER, Sandra, Denise [US/US];
5 Hope Court, Hillsborough, NJ 08844 (US). LOHSE,
David, J. [US/US]; 556 Stoney Brook Drive, Bridgewater,
NJ 08807 (US). YANG, Norman [US/US]; 2 Normandy
Drive, Westfield, NJ 07090 (US). ZUDOCK, Jeffery
[US/US]; 5200 Bayway Drive, Baytown, TX 77520-2101
(US). WITTENBRINK, Robert, J. [US/US]; 6018 River
Chase Trail, Kingwood, TX 77345 (US).

[Continued on next page]

(54) Title: PLASTICIZED POLYOLEFIN COMPOSITIONS

DSC Crystallization of Plasticized Propylene Random Copolymers



(57) Abstract: The present invention relates to plasticized polyolefin compositions comprising a polyolefin and a non-functionalized hydrocarbon plasticizer.

WO 2004/014998 A3



(74) **Agents:** BELL, Catherine, L. et al.; ExxonMobil Chemical Company, P.O. Box 2149, Baytown, TX 77522-2149 (US).

(81) **Designated States (national):** AE, AG, AL, AM, AT, AU, AZ, BA, BB, BG, BR, BY, BZ, CA, CH, CN, CO, CR, CU, CZ, DE, DK, DM, DZ, EC, EE, ES, FI, GB, GD, GE, GH, GM, HR, HU, ID, IL, IN, IS, JP, KE, KG, KP, KR, KZ, LC, LK, LR, LS, LT, LU, LV, MA, MD, MG, MK, MN, MW, MX, MZ, NI, NO, NZ, OM, PG, PH, PL, PT, RO, RU, SC, SD, SE, SG, SK, SL, SY, TJ, TM, TN, TR, TT, TZ, UA, UG, US, UZ, VC, VN, YU, ZA, ZM, ZW.

(84) **Designated States (regional):** ARIPO patent (GH, GM, KE, LS, MW, MZ, SD, SL, SZ, TZ, UG, ZM, ZW), Eurasian patent (AM, AZ, BY, KG, KZ, MD, RU, TJ, TM), European patent (AT, BE, BG, CH, CY, CZ, DE, DK, EE, ES, FI, FR, GB, GR, HU, IE, IT, LU, MC, NL, PT, RO,

SE, SI, SK, TR), OAPI patent (BF, BJ, CF, CG, CI, CM, GA, GN, GQ, GW, ML, MR, NE, SN, TD, TG).

Published:

— with international search report

(88) **Date of publication of the international search report:**
16 September 2004

(48) **Date of publication of this corrected version:**
2 December 2004

(15) **Information about Correction:**
see PCT Gazette No. 49/2004 of 2 December 2004, Section II

For two-letter codes and other abbreviations, refer to the "Guidance Notes on Codes and Abbreviations" appearing at the beginning of each regular issue of the PCT Gazette.

PLASTICIZED POLYOLEFIN COMPOSITIONS

FIELD OF THE INVENTION:

The present invention relates to plasticized polyolefins comprising a polyolefin and a non-functionalized plasticizer. More particularly, the present invention relates to plasticized polyolefins such as propylene polymers and or butene polymers having improved properties such as processability, flexibility, softness, and impact resistance.

10 BACKGROUND OF THE INVENTION

Polyolefins are useful in any number of everyday articles. However, one drawback to many polyolefins, especially propylene homopolymers and some propylene copolymers, is their relatively high glass transition temperature. This characteristic makes these polyolefins brittle, especially at low temperatures. Many applications of polyolefins benefit from having useful properties over a broad range of temperatures; consequently, there is a need to provide polyolefins that can maintain desirable characteristics such as high or low temperature performance, etc., while maintaining or improving upon the impact strength and toughness at lower temperatures. In particular, it would be advantageous to provide a propylene polymer possessing improved toughness and or high use temperature without sacrificing its other desirable properties.

Addition of a plasticizer or other substance to a polyolefin is one way to improve such properties as impact strength and toughness. Some patent disclosures directed to such an end are US 4,960,820; US 4,132,698; US 3,201,364; WO 02/31044; WO 01/18109 A1; and EP 0 300 689 A2. These disclosures are directed to polyolefins and elastomers blended with functionalized plasticizers. The functionalized plasticizers are materials such as mineral oils which contain aromatic groups, and high (greater than -20°C) pour point compounds. Use of these compounds typically does not preserve the transparency of the polyolefin, and impact strength is often not improved.

WO 98/44041 discloses plastic based sheet like material for a structure, especially a floor covering, which contains in a blend a plastic matrix comprising a chlorine free polyolefin or mixture of polyolefins and a plasticizer characterized in that the plasticizer is an oligomeric polyalphaolefin type substance.

5

Other background references include EP 0 448 259 A, EP 1 028 145 A, US Patent Nos. 4,073,782, and 3,415,925.

What is needed is a polyolefin with lower flexural modulus, lower glass transition temperature, and higher impact strength near and below 0°C, while not materially influencing the peak melting temperature of the polyolefin, the polyolefin crystallization rate, or its clarity, and with minimal migration of plasticizer to the surface of fabricated articles. A plasticized polyolefin according to this invention can fulfill these needs. More specifically, there is a need for a plasticized polypropylene that can be used in such applications as food containers and toys.

Likewise, a plasticized polyolefin with improved softness, better flexibility (lower flexural modulus), a depressed glass transition temperature, and or improved impact strength (improved Gardner impact) at low temperatures (below 0°C), where the melting temperature of the polyolefin, the polyolefin crystallization rate, or its clarity are not influenced and with minimal migration of the plasticizer to the surface of articles made therefrom is desirable.

It would be particularly desirable to plasticize polyolefins by using a simple, non-reactive compound such as a paraffin. However, it has been taught that aliphatic or paraffinic compounds would impair the properties of polyolefins, and was thus not recommended. (See, e.g., CHEMICAL ADDITIVES FOR PLASTICS INDUSTRY 107-116 (Radian Corp., Noyes Data Corporation, NJ 1987); WO 01/18109 A1).

30

Mineral oils, which have been used as extenders, softeners, and the like in various

applications, consist of thousands of different compounds, many of which are undesirable in a lubricating system. Under moderate to high temperatures these compounds can volatilize and oxidize, even with the addition of oxidation inhibitors.

5

Certain mineral oils, distinguished by their viscosity indices and the amount of saturates and sulfur they contain, have been classified as Hydrocarbon Basestock Group I, II or III by the American Petroleum Institute (API). Group I basestocks are solvent refined mineral oils. They contain the most unsaturates and sulfur and
10 have the lowest viscosity indices. They define the bottom tier of lubricant performance. Group I basestocks are the least expensive to produce, and they currently account for about 75 percent of all basestocks. These comprise the bulk of the "conventional" basestocks. Groups II and III are the High Viscosity Index and Very High Viscosity Index basestocks. They are hydroprocessed mineral oils.
15 The Group III oils contain less unsaturates and sulfur than the Group I oils and have higher viscosity indices than the Group II oils do. Additional basestocks, named Groups IV and V, are also used in the basestock industry. Rudnick and Shubkin describe the five basestock Groups as typically being:

20 Group I - mineral oils refined using solvent extraction of aromatics, solvent dewaxing, hydrofining to reduce sulfur content to produce mineral oils with sulfur levels greater than 0.03 weight %, saturates levels of 60 to 80 % and a viscosity index of about 90;

25 Group II - mildly hydrocracked mineral oils with conventional solvent extraction of aromatics, solvent dewaxing, and more severe hydrofining to reduce sulfur levels to less than or equal to 0.03 weight % as well as removing double bonds from some of the olefinic and aromatic compounds, saturate levels are greater than 95-98% and VI is about 80-120;

30 Group III - severely hydrotreated mineral oils with saturates levels of some oils virtually 100%, sulfur contents are less than or equal to 0.03 weight % (preferably between 0.001 and 0.01%) and VI is in excess of 120;

Group IV - poly-alpha-olefins- hydrocarbons manufactured by the catalytic oligomerization of linear olefins having 6 or more carbon atoms. In industry

however, the Group IV basestocks are referred to as "polyalphaolefins" are generally thought of as a class of synthetic basestock fluids produced by oligomerizing C₄ and greater alphaolefins; and Group V - esters, polyethers, polyalkylene glycols, and includes all other basestocks not included in Groups I, II, III and IV. (see *Synthetic Lubricants and High-Performance Functional Fluids*, Second edition, Rudnick, Shubkin, eds., Marcel Dekker, Inc. New York, 1999.)

Other references of interest include: US 5,869,555, US4,210,570, US 4,110,185, GB 1,329,915, US 3,201,364, US 4,774,277, JP01282280, FR2094870, JP69029554, Rubber Technology Handbook, Werner Hoffman, Hanser Publishers, New York, 1989, pg294-305, Additives for Plastics, J. Stepek, H. Daoust, Springer Verlag, New York, 1983, pg- 6-69.

US 4,536,537 discloses blends of LLDPE (UC 7047), polypropylene (5520) and Synfluid 2CS, 4CS, or 6CS having a viscosity of 4.0 to 6.5 cSt at 100°F/38°C, however the Synfluid 4CS and 8CS are reported to "not work" (col 3, ln 12).

SUMMARY OF THE INVENTION:

20

This invention relates to plasticized polyolefin compositions comprising one or more polyolefins and one or more non-functionalized plasticizers ("NFP").

This invention relates to plasticized polyolefin compositions comprising one or more polyolefins and one or more non-functionalized plasticizers ("NFP's") where the non-functionalized plasticizer has a kinematic viscosity ("KV") of 2 cSt or less at 100 °C. For purposes of this invention if the NFP has a flash point of less than 100 °C it is defined to have a KV at 100°C of less than 2 cSt.

30

This invention also relates to plasticized polyolefin compositions comprising one or more polyolefins and one or more non-functionalized plasticizers where the non-functionalized plasticizer is a polyalphaolefin

comprising oligomers of C₅ to C₁₄ olefins having a Kinematic viscosity of 10 cSt or more at 100 °C and a viscosity index of 120 or more.

This invention also relates to plasticized polypropylene compositions comprising
5 polypropylene and one or more non-functionalized plasticizers where the non-
functionalized plasticizer comprises oligomers of C₅ to C₁₄ olefins having
viscosity index of 120 or more, provided that when the plasticized composition
comprises between 4 and 10 weight % of polyalphaolefin that is a hydrogenated,
highly branched dimer of an alpha olefin having 8-12 carbon atoms, the
10 composition does not comprises between 18 and 25 weight percent of a linear low
density polyethylene having a density of 0.912 to 0.935 g/cc.

This invention also relates to plasticized polypropylene compositions comprising
polypropylene and one or more non-functionalized plasticizers where the non-
15 functionalized plasticizer comprises oligomers of C₆ to C₁₄ olefins having
viscosity index of 120 or more, provided that when the composition does not
comprises an impact copolymer of polypropylene and 40-50 weight% of an
ethylene propylene rubber or provided that the composition does not comprise a
random copolymer of propylene and ethylene.

20

This invention also relates to plasticized polyolefin compositions
comprising one or more polyolefins and one or more non-functionalized
plasticizers where the non-functionalized plasticizer comprises linear and or
branched paraffinic hydrocarbon compositions produced by one or more gas to
25 liquids process having a number average molecular weight of 500 to 20,000.

BRIEF DESCRIPTION OF DRAWINGS

Figure 1 is a graphical representation of the Storage Modulus (E') as a
function of temperature for various plasticized propylene homopolymer examples
30 cited herein;

Figure 2 is a graphical representation of the Tan δ as a function of

temperature for various plasticized propylene homopolymer examples cited herein;

Figure 3 is a graphical representation of the $\text{Tan } \delta$ as a function of temperature for various plasticized propylene copolymer examples cited herein;

Figure 4 is a graphical representation of the $\text{Tan } \delta$ as a function of temperature for various plasticized propylene impact copolymer examples cited herein;

10

Figure 5 is a graphical representation of the melting heat flow from DSC as a function of temperature for various plasticized propylene homopolymer samples illustrative of the invention;

15

Figure 6 is a graphical representation of the crystallization heat flow from DSC as a function of temperature for various samples plasticized propylene homopolymer samples illustrative of the invention;

20

Figure 7 is a graphical representation of the melting heat flow from DSC as a function of temperature for various plasticized propylene copolymer samples illustrative of the invention;

25

Figure 8 is a graphical representation of the crystallization heat flow from DSC as a function of temperature for various plasticized propylene copolymer samples illustrative of the invention;

30

Figure 9 is a graphical representation of the melting heat flow from DSC as a function of temperature for various plasticized propylene impact copolymer samples illustrative of the invention;

Figure 10 is a graphical representation of the crystallization heat flow from DSC as a function of temperature for various plasticized propylene impact

copolymer samples illustrative of the invention;

Figure 11 is a graphical representation of the shear viscosity as a function of shear rate for various plasticized propylene homopolymer samples illustrative
5 of the invention;

Figure 12 is a graphical representation of the shear viscosity as a function of shear rate for various plasticized propylene copolymer samples illustrative of the invention;
10

Figure 13 is a graphical representation of the shear viscosity as a function of shear rate for various plasticized propylene impact copolymer samples illustrative of the invention; and

15 Figure 14 is a graphical representation of the molecular weight distribution for various plasticized propylene homopolymer samples illustrative of the invention.

DEFINITIONS

20 For purposes of this invention and the claims thereto when a polymer or oligomer is referred to as comprising an olefin, the olefin present in the polymer or oligomer is the polymerized or oligomerized form of the olefin, respectively. Likewise the use of the term polymer is meant to encompass homopolymers and copolymers. In addition the term copolymer includes any polymer having 2 or
25 more monomers. Thus, as used herein, the term "polypropylene" means a polymer made of at least 50% propylene units, preferably at least 70% propylene units, more preferably at least 80% propylene units, even more preferably at least 90% propylene units, even more preferably at least 95% propylene units or 100% propylene units.

30

For purposes of this invention an oligomer is defined to have an Mn of less than 21,000 g/mol, preferably less than 20,000 g/mol, preferably less than 19,000

g/mol, preferably less than 18,000 g/mol, preferably less than 16,000 g/mol, preferably less than 15,000 g/mol, preferably less than 13,000 g/mol, preferably less than 10,000 g/mol, preferably less than 5000 g/mol, preferably less than 3000 g/mol.

5

For purposes of this invention and the claims thereto Group I, II, and III basestocks are defined to be mineral oils having the following properties:

	<u>Saturates (wt%)</u>	<u>Sulfur (wt%)</u>	<u>Viscosity Index</u>
Group I	<90 &/or	>0.03% &	≥80 & <120
Group II	≥90 &	≤0.03% &	≥80 & <120
Group III	≥90 &	≤0.03% &	≥120

DETAILED DESCRIPTION OF THE INVENTION

10

This invention relates to plasticized polyolefin compositions comprising one or more polyolefins and one or more non-functionalized plasticizers ("NFP").

Typically, the polyolefin(s) are present in the compositions of the present invention at from 40 wt% to 99.9 wt% (based upon the weight of the polyolefin and the NFP) in one embodiment, and from 50 wt% to 99 wt% in another embodiment, and from 60 wt% to 98 wt% in yet another embodiment, and from 70 wt% to 97 wt% in yet another embodiment, and from 80 wt% to 97 wt% in yet another embodiment, and from 90 wt% to 98 wt% in yet another embodiment, wherein a desirable range may be any combination of any upper wt% limit with any lower wt% limit described herein.

In another embodiment the plasticized polyolefin comprises polypropylene present at 50 to 99.99 weight %, alternately 60 to 99 weight %, alternately 70 to 98 weight %, alternately 80 to 97 weight %, alternately 90 to 96 weight %, and the NFP is present at 50 to 0.01 weight %, alternately 40 to 1 weight %, alternately 30 to 2 weight %, alternately 20 to 3 weight %, alternately 10 to 4 weight %, based

upon the weight of the polypropylene and the NFP.

5 In another embodiment the plasticized polyolefin comprises polybutene present at 50 to 99.99 weight %, alternately 60 to 99 weight %, alternately 70 to 98 weight %, alternately 80 to 97 weight %, alternately 90 to 96 weight %, and the NFP is present at 50 to 0.01 weight %, alternately 40 to 1 weight %, alternately 30 to 2 weight %, alternately 20 to 3 weight %, alternately 10 to 4 weight %, based upon the weight of the polybutene and the NFP.

10 In another embodiment the polyolefin comprises polypropylene and or polybutene and NFP is present at 0.01 to 50 weight %, more preferably 0.05 to 45 weight %, more preferably 0.5 to 40 weight %, more preferably 1 to 35 weight %, more preferably 2 to 30 weight %, more preferably 3 to 25 weight %, more preferably 4 to 20 weight %, more preferably 5 to 15 weight %, based upon the weight of the polypropylene and the NFP. In another embodiment, the NFP is present at 1 to 15 weight %, preferably 1 to 10 weight %, based upon the weight of the polypropylene and or polybutene and the NFP.

20 In another embodiment the NFP is present at more than 3 weight %, based upon the weight of the polyolefin and the NFP.

25 For purposes of this invention and the claims thereto the amount of NFP in a given composition is determined by the extraction technique described below as Method 1: Extraction. The CRYSTAF method also described is for comparison purposes.

30 For purposes of this invention and the claims thereto when melting point is referred to and there is a range of melting temperatures, the melting point is defined to be the peak melting temperature from a DSC trace as described below.

Non-Functionalized Plasticizer

The polyolefin compositions of the present invention include a non-

functionalized plasticizer ("NFP"). The NFP of the present invention is a compound comprising carbon and hydrogen, and does not include to an appreciable extent functional groups selected from hydroxide, aryls and substituted aryls, halogens, alkoxys, carboxylates, esters, carbon unsaturation, acrylates, oxygen, nitrogen, and carboxyl. By "appreciable extent", it is meant that these groups and compounds comprising these groups are not deliberately added to the NFP, and if present at all, are present at less than 5 wt% by weight of the NFP in one embodiment, more preferably less than 4 weight %, more preferably less than 3 weight %, more preferably less than 2 weight %, more preferably less than 1 weight %, more preferably less than 0.7 weight %, more preferably less than 0.5 weight %, more preferably less than 0.3 weight %, more preferably less than 0.1 weight %, more preferably less than 0.05 weight %, more preferably less than 0.01 weight %, more preferably less than 0.001 weight %, based upon the weight of the NFP.

15

In one embodiment, the NFP comprises C_6 to C_{200} paraffins, and C_8 to C_{100} paraffins in another embodiment. In another embodiment, the NFP consists essentially of C_6 to C_{200} paraffins, and consists essentially of C_8 to C_{100} paraffins in another embodiment. For purposes of the present invention and description herein, the term "paraffin" includes all isomers such as n-paraffins, branched paraffins, isoparaffins, and may include cyclic aliphatic species, and blends thereof, and may be derived synthetically by means known in the art, or from refined crude oil in such a way as to meet the requirements described for desirable NFPs described herein. It will be realized that the classes of materials described herein that are useful as NFPs can be utilized alone or admixed with other NFPs described herein in order to obtain desired properties.

This invention further relates to plasticized polyolefin compositions comprising one or more polyolefins and one or more non-functionalized plasticizers ("NFP's") where the non-functionalized plasticizer has a kinematic viscosity ("KV") of 2 cSt or less at 100 °C, preferably 1.5 cSt or less, preferably 1.0 cSt or less, preferably 0.5 cSt or less (as measured by ASTM D 445). In

30

another embodiment the NFP having a KV of 2 cSt or less at 100 °C also has a glass transition temperature (Tg) that cannot be determined by ASTM E 1356 or if it can be determined then the Tg according to ASTM E 1356 is less than 30°C preferably less than 20°C, more preferably less than 10°C, more preferably less than 0°C, more preferably less than -5 °C, more preferably less than -10 °C, more preferably less than -15 °C.

In another embodiment the NFP having a KV of 2 cSt or less at 100 °C, optionally having a glass transition temperature (Tg) that cannot be determined by ASTM
10 ASTM E 1356 or if it can be determined then the Tg according to ASTM E 1356 is less than 30°C preferably less than 20°C, more preferably less than 10°C, more preferably less than 0°C, more preferably less than -5 °C, has one or more of the following properties:

- 15 1. a distillation range as determined by ASTM D 86 having a difference between the upper temperature and the lower temperature of 40 °C or less, preferably 35 °C or less, preferably 30 °C or less, preferably 25 °C or less, preferably 20 °C or less, preferably 15 °C or less, preferably 10 °C or less, preferably between 6 and 40 °C, preferably between 6 and 30 °C; and or
- 20 2. an initial boiling point as determined by ASTM D 86 greater than 100 °C, preferably greater than 110 °C, preferably greater than 120 °C, preferably greater than 130 °C, preferably greater than 140 °C, preferably greater than 150 °C, preferably greater than 160 °C, preferably greater than 170 °C, preferably greater than 180 °C, preferably greater than 190 °C, preferably greater than 200 °C, preferably greater than 210 °C, preferably greater than 220 °C, preferably greater than 230 °C, preferably greater than 240 °C; and or
- 25 3. a pour point of 10 °C or less (as determined by ASTM D 97), preferably 0 °C or less, preferably -5 °C or less, preferably -15 °C or less, preferably -40 °C or less, preferably -50 °C or less, preferably -60 °C or less; and or
- 30

4. a specific gravity (ASTM D 4052, 15.6/15.6°C) of less than 0.88, preferably less than 0.85, preferably less than 0.80, preferably less than 0.75, preferably less than 0.70, preferably from 0.65 to 0.88, preferably from 0.70 to 0.86, preferably from 0.75 to 0.85, preferably from 0.79 to 0.85, preferably from 0.800 to 0.840; and or
5. a final boiling point as determined by ASTM D 86 of from 115°C to 500°C, preferably from 200°C to 450°C, preferably from 250°C to 400°C; and or
6. a weight average molecular weight (Mw) between 2,000 and 100 g/mol, preferably between 1500 and 150, more preferably between 1000 and 200; and or
7. a number average molecular weight (Mn) between 2,000 and 100 g/mol, preferably between 1500 and 150, more preferably between 1000 and 200; and or
8. a flash point as measured by ASTM D 56 of -30 to 150°C, and or
9. a dielectric constant at 20°C of less than 3.0, preferably less than 2.8, preferably less than 2.5, preferably less than 2.3, preferably less than 2.1; and or
10. a density (ASTM 4052, 15.6/15.6°C) of from 0.70 to 0.83 g/cm³; and or
11. a viscosity (ASTM 445, 25°C) of from 0.5 to 20 cSt at 25°C; and or
12. a carbon number of from 6 to 150, preferably from 7 to 100, preferably 10 to 30, preferably 12 to 25.

In certain embodiments of the invention the NFP having a KV of 2 cSt or

less at 100 °C preferably comprises at least 50 weight%, preferably at least 60 wt%, preferably at least 70 wt%, preferably at least 80 wt%, preferably at least 90 wt%, preferably at least 95 wt% preferably 100 wt% of C₆ to C₁₅₀ isoparaffins, preferably C₆ to C₁₀₀ isoparaffins, preferably C₆ to C₂₅ isoparaffins, more preferably C₈ to C₂₀ isoparaffins. By isoparaffin is meant that the paraffin chains possess C₁ to C₁₀ alkyl branching along at least a portion of each paraffin chain. More particularly, the isoparaffins are saturated aliphatic hydrocarbons whose molecules have at least one carbon atom bonded to at least three other carbon atoms or at least one side chain (*i.e.*, a molecule having one or more tertiary or quaternary carbon atoms), and preferably wherein the total number of carbon atoms per molecule is in the range between 6 to 50, and between 10 and 24 in another embodiment, and from 10 to 15 in yet another embodiment. Various isomers of each carbon number will typically be present. The isoparaffins may also include cycloparaffins with branched side chains, generally as a minor component of the isoparaffin. Preferably the density (ASTM 4052, 15.6/15.6°C) of these isoparaffins ranges from 0.70 to 0.83 g/cm³; the pour point is -40°C or less, preferably -50°C or less, the viscosity (ASTM 445, 25°C) is from 0.5 to 20 cSt at 25°C; and the average molecular weights in the range of 100 to 300 g/mol. Suitable isoparaffins are commercially available under the tradename ISOPAR (ExxonMobil Chemical Company, Houston TX), and are described in, for example, US 6,197,285, 3,818,105 and 3,439,088, and sold commercially as ISOPAR series of isoparaffins, some of which are summarized in Table 1.

Table 1. ISOPAR Series Isoparaffins

Name	distillation range (°C)	pour point (°C)	Avg. Specific Gravity	Viscosity @ 25°C (cSt)	saturates and aromatics (wt%)
ISOPAR E	117-136	-63	0.72	0.85	<0.01
ISOPAR G	161-176	-57	0.75	1.46	<0.01
ISOPAR H	178-188	-63	0.76	1.8	<0.01
ISOPAR K	179-196	-60	0.76	1.85	<0.01
ISOPAR L	188-207	-57	0.77	1.99	<0.01
ISOPAR M	223-254	-57	0.79	3.8	<0.01
ISOPAR V	272-311	-63	0.82	14.8	<0.01

In another embodiment, the isoparaffins are a mixture of branched and normal paraffins having from 6 to 50 carbon atoms, and from 10 to 24 carbon atoms in another embodiment, in the molecule. The isoparaffin composition has a ratio of branch paraffin to n-paraffin ratio (branch paraffin:n-paraffin) ranging from 0.5:1 to 9:1 in one embodiment, and from 1:1 to 4:1 in another embodiment. The isoparaffins of the mixture in this embodiment contain greater than 50 wt% (by total weight of the isoparaffin composition) mono-methyl species, for example, 2-methyl, 3-methyl, 4-methyl, 5-methyl or the like, with minimum formation of branches with substituent groups of carbon number greater than 1, such as, for example, ethyl, propyl, butyl or the like, based on the total weight of isoparaffins in the mixture. In one embodiment, the isoparaffins of the mixture contain greater than 70 wt% of the mono-methyl species, based on the total weight of the isoparaffins in the mixture. The isoparaffinic mixture boils within a range of from 100°C to 350°C in one embodiment, and within a range of from 110°C to 320°C in another embodiment. In preparing the different grades, the paraffinic mixture is generally fractionated into cuts having narrow boiling ranges, for example, 35°C boiling ranges. These branch paraffin/n-paraffin blends are described in, for example, US 5,906,727.

20

Other suitable isoparaffins are also commercial available under the trade names SHELLSOL (by Shell), SOLTROL (by Chevron Phillips) and SASOL (by Sasol Limited). SHELLSOL is a product of the Royal Dutch/Shell Group of Companies, for example Shellsol TM (boiling point = 215-260°C). SOLTROL is a product of Chevron Phillips Chemical Co. LP, for example SOLTROL 220 (boiling point = 233-280°C). SASOL is a product of Sasol Limited (Johannesburg, South Africa), for example SASOL LPA-210, SASOL-47 (boiling point = 238-274°C).

25
30

In certain embodiments of the invention the NFP having a KV of 2 cSt or less at 100 °C preferably comprises at least 50 weight%, preferably at least 60 wt%, preferably at least 70 wt%, preferably at least 80 wt%, preferably at least 90 wt%,

preferably at least 95 wt% preferably 100 wt% of C₅ to C₂₅ n-paraffins, preferably C₅ to C₂₀ n-paraffins, preferably C₅ to C₁₅ n-paraffins having less than 0.1%, preferably less than 0.01% aromatics. In preferred embodiments the n-paraffins have a distillation range of 30 °C or less, preferably 20 °C or less, and or an initial boiling point greater than 150 °C, preferably greater than 200°C, and or a specific gravity of from 0.65 to 0.85, preferably from 0.70 to 0.80, preferably from 0.75 to 0.80, and or a flash point greater than 60 °C, preferably greater than 90°C, preferably greater than 100°C, preferably greater than 120°C.

- 10 Suitable n-paraffins are commercially available under the tradename NORPAR (ExxonMobil Chemical Company, Houston TX), and are sold commercially as NORPAR series of n-paraffins, some of which are summarized in Table 1a.

Table 1a. NORPAR Series n-paraffins

Name	distillation range (°C)	pour point (°C)	Avg. Specific Gravity)	Viscosity @ 25°C (cSt)	saturates and aromatics (wt%)
NORPAR 12	189-218		0.75	1.6	<0.01
NORPAR 13	222-242		0.76	2.4	<0.01
NORPAR 14	241-251		0.77	2.8	<0.01
NORPAR 15	249-274	7	0.77	3.3	<0.01

15

In certain embodiments of the invention the NFP having a KV of 2 cSt or less at 100 °C preferably comprises at least 50 weight%, preferably at least 60 wt%, preferably at least 70 wt%, preferably at least 80 wt%, preferably at least 90 wt%, preferably at least 95 wt% preferably 100 wt% of a dearomatized aliphatic hydrocarbon comprising a mixture of normal paraffins, isoparaffins and cycloparaffins. Typically they are a mixture of C₄ to C₂₅ normal paraffins, isoparaffins and cycloparaffins, preferably C₅ to C₁₈, preferably C₅ to C₁₂. They contain very low levels of aromatic hydrocarbons, preferably less than 0.1, preferably less than 0.01 aromatics. In preferred embodiments the dearomatized aliphatic hydrocarbons have a distillation range of 30 °C or less, preferably 20 °C

20

25

or less, and or an initial boiling point greater than 110 °C, preferably greater than 200°C, and or a specific gravity (15.6/15.6°C) of from 0.65 to 0.85, preferably from 0.70 to 0.85, preferably from 0.75 to 0.85, preferably from 0.80 to 0.85 and
 5 than 100°C, preferably greater than 110°C.

Suitable dearomatized aliphatic hydrocarbons are commercially available under the tradename EXXSOL (ExxonMobil Chemical Company, Houston TX), and are sold commercially as EXXSOL series of dearomatized aliphatic hydrocarbons,
 10 some of which are summarized in Table 1b.

Table 1b. EXXSOL Series

Name	distillation range (°C)	pour point (°C)	Avg. Specific Gravity	Viscosity @ 25°C (cSt)	saturates and aromatics (wt%)
EXXSOL isopentane			0.63	0.3	-
EXXSOL methylpentane naphtha	59-62		0.66	0.5	-
EXXSOL hexane fluid	66-69		0.67	0.5	-
EXXSOL DSP 75/100	78-99		0.72	0.6	-
EXXSOL heptane fluid	94-99		0.70	0.6	-
EXXSOL DSP 90/120 Naphtha	98-115		0.74		
EXXSOL DSP 115/145 Naphtha	116-145		0.75	0.8	-
EXXSOL D Naphtha	158-178		0.77	1.2	-
EXXSOL D 40	161-202		0.79	1.4	0.3
EXXSOL D 60	188-210		0.80		0.4
EXXSOL D 80	208-234		0.80	2.2	0.4
EXXSOL D 95	224-238		0.80	2.1	0.7
EXXSOL D 110	249-268		0.81	3.5	0.8
EXXSOL D 130	282-311	-45	0.83	6.9	1.5

This invention also relates to plasticized polyolefin compositions
 15 comprising one or more polyolefins, preferably polypropylene or polybutene, more preferably polypropylene and one or more non-functionalized plasticizers where the non-functionalized plasticizer comprises a polyalphaolefin comprising oligomers of C₆ to C₁₄ olefins having a Kinematic viscosity of 10 cSt or more at 100 °C and a viscosity index of 120 or more, preferably 130 or more.

This invention also relates to plasticized polypropylene compositions comprising polypropylene and one or more non-functionalized plasticizers where the non-functionalized plasticizer comprises oligomers of C₆ to C₁₄ olefins having
5 viscosity index of 120 or more, provided that when the plasticized composition comprises between 4 and 10 weight % of polyalphaolefin that is a hydrogenated, highly branched dimer of an alpha olefin having 8-12 carbon atoms, the composition does not comprises between 18 and 25 weight percent of a linear low density polyethylene having a density of 0.912 to 0.935 g/cc.

10

This invention also relates to plasticized polypropylene compositions comprising polypropylene and one or more non-functionalized plasticizers where the non-functionalized plasticizer comprises oligomers of C₆ to C₁₄ olefins having
15 viscosity index of 120 or more, provided that the polyolefin does not comprises an impact copolymer of polypropylene and 40-50 weight% of an ethylene propylene rubber or provided that the composition does not comprise a random copolymer of propylene and ethylene.

In another embodiment the NFP comprises polyalphaolefins comprising
20 oligomers of linear olefins having 6 to 14 carbon atoms, more preferably 8 to 12 carbon atoms, more preferably 10 carbon atoms having a Kinematic viscosity of 10 or more (as measured by ASTM D 445) ; and preferably having a viscosity index ("VI"), as determined by ASTM D-2270 of 100 or more, preferably 110 or more, more preferably 120 or more, more preferably 130 or more, more preferably
25 140 or more; and/or having a pour point of -5 °C or less (as determined by ASTM D 97), more preferably -10 °C or less, more preferably -20 °C or less.

In another embodiment polyalphaolefin oligomers useful in the present invention comprise C₂₀ to C₁₅₀₀ paraffins, preferably C₄₀ to C₁₀₀₀ paraffins,
30 preferably C₅₀ to C₇₅₀ paraffins, preferably C₅₀ to C₅₀₀ paraffins. The PAO oligomers are dimers, trimers, tetramers, pentamers, etc. of C₅ to C₁₄ α-olefins in one embodiment, and C₆ to C₁₂ α-olefins in another embodiment, and C₈ to C₁₂ α-

olefins in another embodiment. Suitable olefins include 1-pentene, 1-hexene, 1-heptene, 1-octene, 1-nonene, 1-decene, 1-undecene and 1-dodecene. In one embodiment, the olefin is 1-decene, and the NFP is a mixture of dimers, trimers, tetramers and pentamers (and higher) of 1-decene. Preferred PAO's are described more particularly in, for example, US 5,171,908, and US 5,783,531 and in SYNTHETIC LUBRICANTS AND HIGH-PERFORMANCE FUNCTIONAL FLUIDS 1-52 (Leslie R. Rudnick & Ronald L. Shubkin, ed. Marcel Dekker, Inc. 1999).

PAO's useful in the present invention typically possess a number average molecular weight of from 100 to 21,000 in one embodiment, and from 200 to 10,000 in another embodiment, and from 200 to 7,000 in yet another embodiment, and from 200 to 2,000 in yet another embodiment, and from 200 to 500 in yet another embodiment. Preferred PAO's have viscosities in the range of 0.1 to 150 cSt at 100°C, and from 0.1 to 3000 cSt at 100°C in another embodiment (ASTM 445). PAO's useful in the present invention typically have pour points of less than 0°C in one embodiment, less than -10°C in another embodiment, and less than -20°C in yet another embodiment, and less than -40°C in yet another embodiment. Desirable PAO's are commercially available as SHF and SuperSyn PAO's (ExxonMobil Chemical Company, Houston TX), some of which are summarized in the Table 2 below.

Table 2. SHF and SuperSyn Series Polyalphaolefins

PAO	specific gravity (15.6/15.6°C)	Viscosity @ 100°C, cSt	VI	Pour Point, °C
SHF-20	0.798	1.68	-	-63
SHF-21	0.800	1.70	-	-57
SHF-23	0.802	1.80	-	-54
SHF-41	0.818	4.00	123	-57
SHF-61/63	0.826	5.80	133	-57
SHF-82/83	0.833	7.90	135	-54
SHF-101	0.835	10.0	136	-54
SHF-403	0.850	40.0	152	-39
SHF-1003	0.855	107	179	-33
SuperSyn 2150	0.850	150	214	-42
SuperSyn 2300	0.852	300	235	-30
SuperSyn 21000	0.856	1,000	305	-18

SuperSyn 23000	0.857	3,000	388	-9
----------------	-------	-------	-----	----

Other useful PAO's include those sold under the tradenames Synfluid™ available from ChevronPhillips Chemical Co. in Pasedena Texas, Durasyn™ available from BP Amoco Chemicals in London England, Nexbase™ available from Fortum Oil and Gas in Finland, Synton™ available from Crompton Corporation in Middlebury CN, USA, EMERY™ available from Cognis Corporation in Ohio, USA.

In other embodiments the PAO's have a Kinematic viscosity of 10 cSt or more at 100 °C, preferably 30 cSt or more, preferably 50 cSt or more, preferably 80 cSt or more, preferably 110 or more, preferably 150 cSt or more, preferably 200 cSt or more, preferably 500 cSt or more, preferably 750 or more, preferably 1000 cSt or more, preferably 1500 cSt or more, preferably 2000 cSt or more, preferably 2500 or more. In another embodiment the PAO's have a kinematic viscosity at 100°C of between 10 cSt and 3000 cSt, preferably between 10 cSt and 1000 cSt, preferably between 10 cSt and 40 cSt.

In other embodiments the PAO's have a viscosity index of 120 or more, preferably 130 or more, preferably 140 or more, preferably 150 or more, preferably 170 or more, preferably 190 or more, preferably 200 or more, preferably 250 or more, preferably 300 or more.

In a particularly preferred embodiment the PAO has a kinematic viscosity of 10 cSt or more at 100°C when the polypropylene is RB 501 F, Hifax CA12A, or ADFLEX Q 100F, as these polymers are described in WO 98/44041.

This invention also relates to plasticized polyolefin compositions comprising one or more polyolefins and one or more non-functionalized plasticizers where the non-functionalized plasticizer comprises a high purity hydrocarbon fluid composition comprising a mixture of paraffins having 6 to 1500 carbon atoms, preferably 8 to 1000 carbon atoms, preferably 10 to 500 carbon

atoms, preferably 12 to about 200 carbon atoms, preferably 14 to 150 carbon atoms, preferably 16 to 100 carbon atoms in the molecule. The hydrocarbon fluid composition has an isoparaffin:n-paraffin ratio ranging from about 0.5:1 to about 9: 1, preferably from about 1:1 to about 4:1. The isoparaffins of the mixture
5 contain greater than fifty percent, 50%, mono-methyl species, e.g., 2-methyl, 3-methyl, 4-methyl, \geq 5-methyl or the like, with minimum formation of branches with substituent groups of carbon number greater than 1, i.e., ethyl, propyl, butyl or the like, based on the total weight of isoparaffins in the mixture. Preferably, the isoparaffins of the mixture contain greater than 70 percent of the mono-methyl
10 species, based on the total weight of the isoparaffins in the mixture. These hydrocarbon fluids preferably have viscosities KV at 25°C ranging from 1 to 100,000 cSt, preferably 10 cSt to 2000 cSt and, optionally low pour points typically below -20 °C, more preferably below -30°C, more preferably ranging from about -20°C to about -70°C. These hydrocarbon fluids preferably have
15 viscosities KV at 40°C ranging from 1 to 30,000 cSt, preferably 10 cSt to 2000 cSt and, optionally low pour points typically below -20 °C, more preferably below -30°C, more preferably ranging from about -20°C to about -70°C.

This invention also relates to plasticized polyolefin compositions
20 comprising one or more polyolefins and one or more non-functionalized plasticizers where the non-functionalized plasticizer comprises a linear or branched paraffinic hydrocarbon composition having:

1. a number average molecular weight of 500 to 21,000 g/mol;
2. less than 10 % sidechains having 4 or more carbons, preferably less than 8
25 weight %, preferably less than 5 weight %, preferably less than 3 weight%, preferably less than 2 weight %, preferably less than 1 weight %, preferably less than 0.5 weight %, preferably less than 0.1 weight %, preferably at less than 0.1 weight %, preferably at 0.001 weight %;
3. at least 1 or 2 carbon branches present at 15 weight % or more, preferably
30 20 weight % or more, preferably 25 weight % or more, preferably 30 weight % or more, preferably 35 weight % or more, preferably 40 weight % or more, preferably 45 weight % or more, preferably 50 weight % or

more,

4. less than 2.5 weight % cyclic paraffins, preferably less than 2 weight %, preferably less than 1 weight %, preferably less than 0.5 weight %, preferably less than 0.1 weight %, preferably at less than 0.1 weight %, preferably at 0.001 weight %. In additional embodiments these NFP's have a kinematic viscosity 2cSt or more at 100°C and or a VI of 120 or more, preferably 130 or more, preferably 140 or more, preferably 150 or more, preferably 170 or more, preferably 190 or more, preferably 200 or more, preferably 250 or more, preferably 300 or more.

10

In another embodiment the NFP comprises a high purity hydrocarbon fluid composition which comprises a mixture of paraffins of carbon number ranging from about C₈ to C₂₀, has a molar ratio of isoparaffins: n-paraffins ranging from about 0.5:1 to about 9:1, the isoparaffins of the mixture contain greater than 50 percent of the mono-methyl species, based on the total weight of the isoparaffins of the mixture and wherein the composition has pour points ranging from about -20°F to about -70°F, and kinematic viscosities at 25°C ranging from about 1 cSt to about 10 cSt.

20

In another embodiment, the mixture of paraffins has a carbon number ranging from about C₁₀ to about C₁₆. In another embodiment, the mixture contains greater than 70 percent of the mono-methyl species. In another embodiment, the mixture boils at a temperature ranging from about 320°F to about 650°F. In another embodiment, the mixture boils within a range of from about 350°F to about 550°F. In another embodiment, the mixture comprises a mixture of paraffins of carbon number ranging from about C₁₀ to about C₁₆. In another embodiment, the mixture is of carbon numbers ranging from about C₁₀ -C₁₆, the mixture contains greater than 70 percent of the mono-methyl species and boils within a range of from about 350°F to about 550°F. In another embodiment, the mixture has a molar ratio of isoparaffins:n-paraffins ranging from about 1:1 to about 4:1. In another embodiment, the mixture is derived from a Fischer-Tropsch process. Such NFP's may be produced by the methods disclosed in US 5,906,727.

30

Any of the NFP's may also be described by any number of, or any combination of, parameters described herein. In one embodiment, any of the NFP's of the present invention has a pour point (ASTM D97) of from less than 0°C in one embodiment, and less than -5°C in another embodiment, and less than -10°C in another embodiment, less than -20°C in yet another embodiment, less than -40°C in yet another embodiment, less than -50°C in yet another embodiment, and less than -60°C in yet another embodiment, and greater than -120°C in yet another embodiment, and greater than -200°C in yet another embodiment, wherein a desirable range may include any upper pour point limit with any lower pour point limit described herein. In one embodiment, the NFP is a paraffin or other compound having a pour point of less than -30°C, and between -30°C and -90°C in another embodiment, in the viscosity range of from 0.5 to 200 cSt at 40°C (ASTM D445-97). Most mineral oils, which typically include aromatic moieties and other functional groups, have a pour point of from 10°C to -20°C at the same viscosity range.

In another embodiment any NFP described herein may have a Viscosity Index of 90 or more, preferably 95 or more, more preferably 100 or more, more preferably 105 or more, more preferably 110 or more, more preferably 115 or more, more preferably 120 or more, more preferably 125 or more, more preferably 130 or more. In another embodiment the NFP has a VI between 90 and 400, preferably between 120 and 350.

The any NFP described herein may have a dielectric constant at 20°C of less than 3.0 in one embodiment, and less than 2.8 in another embodiment, less than 2.5 in another embodiment, and less than 2.3 in yet another embodiment, and less than 2.1 in yet another embodiment. Polyethylene and polypropylene each have a dielectric constant (1 kHz, 23°C) of at least 2.3 (CRC HANDBOOK OF CHEMISTRY AND PHYSICS (David R. Lide, ed. 82^d ed. CRC Press 2001).

In some embodiments, the NFP may have a kinematic viscosity (ASTM

D445-97) of from 0.1 to 3000 cSt at 100°C, and from 0.5 to 1000 cSt at 100°C in another embodiment, and from 1 to 250 cSt at 100°C in another embodiment, and from 1 to 200 cSt at 100°C in yet another embodiment, and from 10 to 500 cSt at 100°C in yet another embodiment, wherein a desirable range may comprise any upper viscosity limit with any lower viscosity limit described herein. In other 5 embodiments the NFP has a kinematic viscosity of less than 2 cSt at 100 °C.

In some embodiments any NFP described herein may have a specific gravity (ASTM D 4052, 15.6/15.6°C) of less than 0.920 in one embodiment, and 10 less than 0.910 in another embodiment, and from 0.650 to 0.900 in another embodiment, and from 0.700 to 0.860, and from 0.750 to 0.855 in another embodiment, and from 0.790 to 0.850 in another embodiment, and from 0.800 to 0.840 in yet another embodiment, wherein a desirable range may comprise any upper specific gravity limit with any lower specific gravity limit described herein.

15

In other embodiments any NFP described herein may have a boiling point of from 100°C to 500°C in one embodiment, and from 200°C to 450°C in another embodiment, and from 250 °C to 400°C in yet another embodiment. Further, the NFP preferably has a weight average molecular weight of less than 20,000 g/mol 20 in one embodiment, and less than 10,000 g/mol in yet another embodiment, and less than 5,000 g/mol in yet another embodiment, and less than 4,000 g/mol in yet another embodiment, and less than 2,000 g/mol in yet another embodiment, and less than 500 g/mol in yet another embodiment, and greater than 100 g/mol in yet another embodiment, wherein a desirable molecular weight range can be any 25 combination of any upper molecular weight limit with any lower molecular weight limit described herein.

In another embodiment the NFP comprises a Group III hydrocarbon basestock. Preferably the NFP comprises a mineral oil having a saturates levels of 30 90% or more, preferably 92 % or more, preferably 94 % or more, preferably 96% or more, preferably 98 % or more, preferably 99 % or more, and sulfur contents less than 0.03 %, preferably between 0.001 and 0.01% and VI is in excess of 120,

preferably 130 or more.

In some embodiments, polybutenes are useful as NFP's of the present invention. In one embodiment of the invention, the polybutene processing oil is a
5 low molecular weight (less than 15,000 number average molecular weight; less than 60,000 weight average molecular weight) homopolymer or copolymer of olefin derived units having from 3 to 8 carbon atoms in one embodiment, preferably from 4 to 6 carbon atoms in another embodiment. In yet another embodiment, the polybutene is a homopolymer or copolymer of a C₄ raffinate.
10 An embodiment of such low molecular weight polymers termed "polybutene" polymers is described in, for example, SYNTHETIC LUBRICANTS AND HIGH-PERFORMANCE FUNCTIONAL FLUIDS 357-392 (Leslie R. Rudnick & Ronald L. Shubkin, ed., Marcel Dekker 1999) (hereinafter "polybutene processing oil" or "polybutene"). Another preferred embodiment includes poly(n-butene)
15 hydrocarbons. Preferred poly(n-butenes) have less than 15,000 number average molecular weight and less than 60,000 weight average molecular weight.

In another preferred embodiment, the polybutene is a copolymer of at least isobutylene derived units, 1-butene derived units, and 2-butene derived units. In
20 one embodiment, the polybutene is a homopolymer, copolymer, or terpolymer of the three units, wherein the isobutylene derived units are from 40 to 100 wt% of the copolymer, the 1-butene derived units are from 0 to 40 wt% of the copolymer, and the 2-butene derived units are from 0 to 40 wt% of the copolymer. In another embodiment, the polybutene is a copolymer or terpolymer of the three units,
25 wherein the isobutylene derived units are from 40 to 99 wt% of the copolymer, the 1-butene derived units are from 2 to 40 wt% of the copolymer, and the 2-butene derived units are from 0 to 30 wt% of the copolymer. In yet another embodiment, the polybutene is a terpolymer of the three units, wherein the isobutylene derived units are from 40 to 96 wt% of the copolymer, the 1-butene derived units are from
30 2 to 40 wt% of the copolymer, and the 2-butene derived units are from 2 to 20 wt% of the copolymer. In yet another embodiment, the polybutene is a homopolymer or copolymer of isobutylene and 1-butene, wherein the isobutylene

derived units are from 65 to 100 wt% of the homopolymer or copolymer, and the 1-butene derived units are from 0 to 35 wt% of the copolymer.

Polybutene processing oils useful in the invention typically have a number
5 average molecular weight (Mn) of less than 10,000 g/mol in one embodiment, less than 8000 g/mol in another embodiment, and less than 6000 g/mol in yet another embodiment. In one embodiment, the polybutene oil has a number average molecular weight of greater than 400 g/mol, and greater than 700 g/mol in another embodiment, and greater than 900 g/mol in yet another embodiment. A preferred
10 embodiment can be a combination of any lower molecular weight limit with any upper molecular weight limit described herein. For example, in one embodiment of the polybutene of the invention, the polybutene has a number average molecular weight of from 400 g/mol to 10,000 g/mol, and from 700 g/mol to 8000 g/mol in another embodiment, and from 900 g/mol to 3000 g/mol in yet another
15 embodiment. Useful viscosities of the polybutene processing oil ranges from 10 to 6000 cSt (centiStokes) at 100°C in one embodiment, and from 35 to 5000 cSt at 100°C in another embodiment, and is greater than 35 cSt at 100°C in yet another embodiment, and greater than 100 cSt at 100°C in yet another embodiment.

20 Commercial examples of useful polybutenes include the PARAPOL™ Series of processing oils (Infineum, Linden, NJ), such as PARAPOL™ 450, 700, 950, 1300, 2400 and 2500 and the Infineum "C" series of polybutenes, including C9945, C9900, C9907, C9913, C9922, C9925 as listed below. The commercially available PARAPOL™ and Infineum Series of polybutene processing oils are
25 synthetic liquid polybutenes, each individual formulation having a certain molecular weight, all formulations of which can be used in the composition of the invention. The molecular weights of the PARAPOL™ oils are from 420 Mn (PARAPOL™ 450) to 2700 Mn (PARAPOL™ 2500) as determined by gel permeation chromatography. The MWD of the PARAPOL™ oils range from 1.8
30 to 3 in one embodiment, and from 2 to 2.8 in another embodiment; the pour points of these polybutenes are less than 25°C in one embodiment, less than 0°C in another embodiment, and less than -10°C in yet another embodiment, and between

-80°C and 25°C in yet another embodiment; and densities (IP 190/86 at 20°C) range from 0.79 to 0.92 g/cm³, and from 0.81 to 0.90 g/cm³ in another embodiment.

- 5 Below, Tables 3 and 3a shows some of the properties of the PARAPOL™ oils and Infineum oils useful in embodiments of the present invention, wherein the viscosity was determined as per ASTM D445-97, and the number average molecular weight (M_n) by gel permeation chromatography.

Table 3. PARAPOL™ Grades of polybutenes

Grade	M _n	Viscosity @ 100°C, cSt
450	420	10.6
700	700	78
950	950	230
1300	1300	630
2400	2350	3200
2500	2700	4400

10

Table 3a Infineum Grades of Polybutenes

Grade	M _n	Viscosity @ 100°C, cSt	Viscosity Index
C9945	420	10.6	~75
C9900	540	11.7	~60
C9907	700	78	~95
C9995	950	230	~130
C9913	1300	630	~175
C9922	2225	2500	~230
C9925	2700	4400	~265

- Desirable NFPs for use in the present invention may thus be described by any embodiment described herein, or any combination of the embodiments described herein. For example, in one embodiment, the NFP is a C₆ to C₂₀₀ paraffin having a pour point of less than -25°C. Described another way, the NFP comprises an aliphatic hydrocarbon having a viscosity of from 0.1 to 1000 cSt at 100°C. Described yet another way, the NFP is selected from n-paraffins, branched isoparaffins, and blends thereof having from 8 to 25 carbon atoms.

20

Preferred NFP's of this invention are characterized in that, when blended with the polyolefin to form a plasticized composition, the NFP is miscible with the polyolefin as indicated by no change in the number of peaks in the Dynamic Mechanical Thermal Analysis (DMTA) trace as in the unplasticized polyolefin DMTA trace. Lack of miscibility is indicated by an increase in the number of peaks in DMTA trace over those in the unplasticized polyolefin.. The trace is the plot of tan-delta versus temperature, as described below.

Preferred compositions of the present invention can be characterized in that the glass transition temperature (T_g) of the composition decreases by at least 2°C for every 4 wt% of NFP present in the composition in one embodiment; and decreases by at least 3°C for every 4 wt% of NFP present in the composition in another embodiment; and decreases from at least 4 to 10°C for every 4 wt% of NFP present in the composition in yet another embodiment, while the peak melting and crystallization temperatures of the polyolefin remain constant (within 1 to 2°C). For purpose of this invention and the claims thereto when glass transition temperature is referred to it is the peak temperature in the DMTA trace.

Preferred compositions of the present invention can be characterized in that the glass transition temperature (T_g) of the composition decreases by at least 2°C for every 1 wt% of NFP present in the composition in one embodiment; preferably by at least 3°C, preferably by at least 4°C, preferably by at least 5 °C, preferably by at least 6°C, preferably by at least 7°C, preferably by at least 8 °C, preferably by at least 9°C, preferably by at least 10°C, preferably by at least 11°C; preferably while the peak melting and or crystallization temperatures of the neat polyolefin remain within 1 to 5°C of the plasticized polyolefin, preferably within 1 to 4°C, preferably within 1 to 3°C, preferably within 1 to 2°C.

Preferred compositions of the present invention can be characterized in that the glass transition temperature (T_g) of the plasticized composition is at least 2 °C lower than that of the neat polyolefin, preferably at least 4 °C lower, preferably at least 6 °C lower, preferably at least 8 °C lower, preferably at least 10 °C lower, preferably at least 15 °C lower, preferably at least 20 °C lower,

preferably at least 25 °C lower, preferably at least 30 °C lower, preferably at least 35 °C lower, preferably at least 40 °C lower, preferably at least 45 °C lower.

5 Preferred compositions of the present invention can be characterized in that the plasticized composition decreases less than 3%, preferably less than 2%, preferably less than 1 % in weight when stored at 70 °C for 311 hours in a dry oven as determined by ASTM D1203 using a 0.25 mm thick sheet.

Polyolefin

The NFP's described herein are blended with at least one polyolefin to prepare the plasticized compositions of this invention. Preferred polyolefins include propylene polymers and butene polymers.

5

In one aspect of the invention, the polyolefin is selected from polypropylene homopolymer, polypropylene copolymers, and blends thereof. The homopolymer may be atactic polypropylene, isotactic polypropylene, syndiotactic polypropylene and blends thereof. The copolymer can be a random copolymer, a statistical copolymer, a block copolymer, and blends thereof. In particular, the inventive polymer blends described herein include impact copolymers, elastomers and plastomers, any of which may be physical blends or *in situ* blends with the polypropylene and or polybutene. The method of making the polypropylene or polybutene is not critical, as it can be made by slurry, solution, gas phase or other suitable processes, and by using catalyst systems appropriate for the polymerization of polyolefins, such as Ziegler-Natta-type catalysts, metallocene-type catalysts, other appropriate catalyst systems or combinations thereof. In a preferred embodiment the propylene polymers and or the butene polymers are made by the catalysts, activators and processes described in US 6,342,566, US 6,384,142, WO 03/040201, WO 97/19991 and US 5741563. Likewise the impact copolymers may be prepared by the process described in US 6342566, US6384142. Such catalysts are well known in the art, and are described in, for example, ZIEGLER CATALYSTS (Gerhard Fink, Rolf Mülhaupt and Hans H. Brintzinger, eds., Springer-Verlag 1995); Resconi et al., *Selectivity in Propene Polymerization with Metallocene Catalysts*, 100 CHEM. REV. 1253-1345 (2000); and I, II METALLOCENE-BASED POLYOLEFINS (Wiley & Sons 2000).

Preferred propylene homopolymers and copolymers useful in this invention typically have:

1. an Mw of 30,000 to 2,000,000 g/mol preferably 50,000 to 1,000,000, more preferably 90,000 to 500,000, as measured by GPC as described below in the test methods; and /or

2. an Mw/Mn of 1 to 40, preferably 1.6 to 20, more preferably 1.8 to 10, more preferably 1.8 to 3 as measured by GPC as described below in the test methods; and /or
3. a Tm (second melt) of 30 to 200°C, preferably 30 to 185°C, preferably 50 to 175, more preferably 60 to 170 as measured by the DSC method described below in the test methods; and/ or
4. a crystallinity of 5 to 80%, preferably 10 to 70, more preferably 20 to 60% as measured by the DSC method described below in the test methods; and /or
5. a glass transition temperature (Tg) of -40°C to 20°C, preferably -20°C to 10°C, more preferably -10°C to 5°C as measured by the DMTA method described below in the test methods; and or
6. a heat of fusion (Hf) of 180 J/g or less, preferably 20 to 150 J/g, more preferably 40 to 120 J/g as measured by the DSC method described below in the test methods; and or
7. a crystallization temperature (Tc) of 15 to 120°C, preferably 20 to 115 °C, more preferably 25 to 110°C, preferably 60 to 145°C, as measured by the method described below in the test methods; and or
8. a heat deflection temperature of 45 to 140°C, preferably 60 to 135°C, more preferably 75 to 125°C as measured by the method described below in the test methods; and or
9. A Rockwell hardness (R scale) of 25 or more, preferably 40 or more, preferably 60 or more, preferably 80 or more, preferably 100 or more, preferably from 25 to 125; and or
10. a percent crystallinity of at least 30%, preferably at least 40%, alternatively at least 50%, as measured by the method described below in the test methods; and or
11. a percent amorphous content of at least 50%, alternatively at least 60%, alternatively at least 70 %, even alternatively between 50 and 95%, or 70% or less, preferably 60% or less, preferably 50% or less as determined by subtracting the percent crystallinity from 100, and or
12. A branching index (g') of 0.2 to 2.0, preferably 0.5 to 1.5, preferably 0.7 to

1.1, as measured by the method described below.

The polyolefin may be a propylene homopolymer. In one embodiment the propylene homopolymer has a molecular weight distribution (Mw/Mn) of up to 5 40, preferably ranging from 1.5 to 10, and from 1.8 to 7 in another embodiment, and from 1.9 to 5 in yet another embodiment, and from 2.0 to 4 in yet another embodiment. In another embodiment the propylene homopolymer has a Gardner impact strength, tested on 0.125 inch disk at 23°C, that may range from 20 in-lb to 1000 in-lb in one embodiment, and from 30 in-lb to 500 in-lb in another 10 embodiment, and from 40 in-lb to 400 in-lb in yet another embodiment. In yet another embodiment, the 1% secant flexural modulus may range from 100 MPa to 2300 MPa, and from 200 MPa to 2100 MPa in another embodiment, and from 300 MPa to 2000 MPa in yet another embodiment, wherein a desirable polyolefin may exhibit any combination of any upper flexural modulus limit with any lower 15 flexural modulus limit. The melt flow rate (MFR) (ASTM D 1238, 230°C, 2.16 kg) of preferred propylene polymers range from 0.1 dg/min to 2500 dg/min in one embodiment, and from 0.3 to 500 dg/min in another embodiment.

The polypropylene homopolymer or propylene copolymer useful in the 20 present invention may have some level of isotacticity. Thus, in one embodiment, a polyolefin comprising isotactic polypropylene is a useful polymer in the invention of this patent, and similarly, highly isotactic polypropylene is useful in another embodiment. As used herein, "isotactic" is defined as having at least 10% isotactic pentads according to analysis by ¹³C-NMR as described in the test 25 methods below. As used herein, "highly isotactic" is defined as having at least 60% isotactic pentads according to analysis by ¹³C-NMR. In a desirable embodiment, a polypropylene homopolymer having at least 85% isotacticity is the polyolefin, and at least 90% isotacticity in yet another embodiment.

30 In another desirable embodiment, a polypropylene homopolymer having at least 85% syndiotacticity is the polyolefin, and at least 90% syndiotacticity in yet another embodiment. As used herein, "syndiotactic" is defined as having at least

10% syndiotactic pentads according to analysis by ^{13}C -NMR as described in the test methods below. As used herein, "highly syndiotactic" is defined as having at least 60% syndiotactic pentads according to analysis by ^{13}C -NMR.

5 In another embodiment the propylene homopolymer may be isotactic, highly isotactic, syndiotactic, highly syndiotactic or atactic. Atactic polypropylene is defined to be less than 10% isotactic or syndiotactic pentads. Preferred atactic polypropylenes typically have an Mw of 20,000 up to 1,000,000.

10 Preferred propylene polymers that are useful in this invention include those sold under the tradenames ACHIEVE™ and ESCORENE™ by ExxonMobil Chemical Company in Houston Texas.

In another embodiment of the invention, the polyolefin is a propylene
15 copolymer, either random, or block, of propylene derived units and units selected from ethylene and C_4 to C_{20} α -olefin derived units, typically from ethylene and C_4 to C_{10} α -olefin derived units in another embodiment. The ethylene or C_4 to C_{20} α -olefin derived units are present from 0.1 wt% to 50 wt% of the copolymer in one
20 embodiment, and from 0.5 to 30 wt% in another embodiment, and from 1 to 15 wt% in yet another embodiment, and from 0.1 to 5 wt% in yet another embodiment, wherein a desirable copolymer comprises ethylene and C_4 to C_{20} α -olefin derived units in any combination of any upper wt% limit with any lower wt% limit described herein. The propylene copolymer will have a weight average
25 molecular weight of from greater than 8,000 g/mol in one embodiment, and greater than 10,000 g/mol in another embodiment, and greater than 12,000 g/mol in yet another embodiment, and greater than 20,000 g/mol in yet another embodiment, and less than 1,000,000 g/mol in yet another embodiment, and less than 800,000 in yet another embodiment, wherein a desirable copolymer may
30 comprise any upper molecular weight limit with any lower molecular weight limit described herein.

Particularly desirable propylene copolymers have a molecular weight

distribution (Mw/Mn) ranging from 1.5 to 10, and from 1.6 to 7 in another embodiment, and from 1.7 to 5 in yet another embodiment, and from 1.8 to 4 in yet another embodiment. The Gardner impact strength, tested on 0.125 inch disk at 23°C, of the propylene copolymer may range from 20 in-lb to 1000 in-lb in one
5 embodiment, and from 30 in-lb to 500 in-lb in another embodiment, and from 40 in-lb to 400 in-lb in yet another embodiment. In yet another embodiment, the 1% secant flexural modulus of the propylene copolymer ranges from 100 MPa to 2300 MPa, and from 200 MPa to 2100 MPa in another embodiment, and from 300 MPa to 2000 MPa in yet another embodiment, wherein a desirable polyolefin may
10 exhibit any combination of any upper flexural modulus limit with any lower flexural modulus limit. The melt flow rate (MFR) (ASTM D 1238, 230°C, 2.16 kg) of propylene copolymer ranges from 0.1 dg/min to 2500 dg/min in one embodiment, and from 0.3 to 500 dg/min in another embodiment.

15 In another embodiment the polyolefin may be a propylene copolymer comprising propylene and one or more other monomers selected from the group consisting of ethylene and C₄ to C₂₀ linear, branched or cyclic monomers, and in some embodiments is a C₄ to C₁₂ linear or branched alpha-olefin, preferably
20 butene, pentene, hexene, heptene, octene, nonene, decene, dodecene, 4-methyl-pentene-1, 3-methyl pentene-1, 3,5,5-trimethyl-hexene-1, and the like. The monomers may be present at up to 50 weight %, preferably from 0 to 40 weight %, more preferably from 0.5 to 30 weight %, more preferably from 2 to 30 weight %, more preferably from 5 to 20 weight %.

25 In a preferred embodiment the butene homopolymers and copolymers useful in this invention typically have:

1. an Mw of 30,000 to 2,000,000 g/mol preferably 50,000 to 1,000,000, more preferably 90,000 to 500,000, as measured by GPC as described below in the test methods; and /or
- 30 2. an Mw/Mn of 1 to 40, preferably 1.6 to 20, more preferably 1.8 to 10, more preferably 1.8 to 3 as measured by GPC as described below in the test methods; and /or

3. a T_m (second melt) of 30 to 150°C, preferably 30 to 145°C, preferably 50 to 135, as measured by the DSC method described below in the test methods; and/ or
4. a crystallinity of 5 to 80%, preferably 10 to 70, more preferably 20 to 60%
5 as measured by the DSC method described below in the test methods; and /or
5. a glass transition temperature (T_g) of -50°C to 0°C as measured by the DMTA method described below in the test methods; and or
6. a heat of fusion (H_f) of 180 J/g or less, preferably 20 to 150 J/g, more
10 preferably 40 to 120 J/g as measured by the DSC method described below in the test methods; and or
7. a crystallization temperature (T_c) of 10 to 130°C, preferably 20 to 115 °C, more preferably 25 to 110°C, preferably 60 to 145°C, as measured by the method described below in the test methods; and or
- 15 8. a percent amorphous content of at least 50%, alternatively at least 60%, alternatively at least 70 %, even alternatively between 50 and 95%, or 70% or less, preferably 60% or less, preferably 50% or less as determined by subtracting the percent crystallinity from 100, and or
9. A branching index (g') of 0.2 to 2.0, preferably 0.5 to 1.5, preferably 0.7 to
20 1.1, as measured by the method described below.

Preferred linear alpha-olefins useful as comonomers for the propylene copolymers useful in this invention include C_3 to C_8 alpha-olefins, more preferably 1-butene, 1-hexene, and 1-octene, even more preferably 1-butene.

25 Preferred linear alpha-olefins useful as comonomers for the butene copolymers useful in this invention include C_3 to C_8 alpha-olefins, more preferably propylene, 1-hexene, and 1-octene, even more preferably propylene. Preferred branched alpha-olefins include 4-methyl-1-pentene, 3-methyl-1-pentene, and 3,5,5-trimethyl-1-hexene, 5-ethyl-1-nonene. Preferred aromatic-group-containing

30 monomers contain up to 30 carbon atoms. Suitable aromatic-group-containing monomers comprise at least one aromatic structure, preferably from one to three, more preferably a phenyl, indenyl, fluorenyl, or naphthyl moiety. The aromatic-

group-containing monomer further comprises at least one polymerizable double bond such that after polymerization, the aromatic structure will be pendant from the polymer backbone. The aromatic-group containing monomer may further be substituted with one or more hydrocarbyl groups including but not limited to C1 to C10 alkyl groups. Additionally two adjacent substitutions may be joined to form a ring structure. Preferred aromatic-group-containing monomers contain at least one aromatic structure appended to a polymerizable olefinic moiety. Particularly preferred aromatic monomers include styrene, alpha-methylstyrene, para-alkylstyrenes, vinyltoluenes, vinylnaphthalene, allyl benzene, and indene, especially styrene, paramethyl styrene, 4-phenyl-1-butene and allyl benzene.

Non aromatic cyclic group containing monomers are also preferred. These monomers can contain up to 30 carbon atoms. Suitable non-aromatic cyclic group containing monomers preferably have at least one polymerizable olefinic group that is either pendant on the cyclic structure or is part of the cyclic structure. The cyclic structure may also be further substituted by one or more hydrocarbyl groups such as, but not limited to, C1 to C10 alkyl groups. Preferred non-aromatic cyclic group containing monomers include vinylcyclohexane, vinylcyclohexene, vinylnorbornene, ethylidene norbornene, cyclopentadiene, cyclopentene, cyclohexene, cyclobutene, vinyladamantane and the like.

Preferred diolefin monomers useful in this invention include any hydrocarbon structure, preferably C4 to C30, having at least two unsaturated bonds, wherein at least two of the unsaturated bonds are readily incorporated into a polymer by either a stereospecific or a non-stereospecific catalyst(s). It is further preferred that the diolefin monomers be selected from alpha, omega-diene monomers (i.e. di-vinyl monomers). More preferably, the diolefin monomers are linear di-vinyl monomers, most preferably those containing from 4 to 30 carbon atoms. Examples of preferred dienes include butadiene, pentadiene, hexadiene, heptadiene, octadiene, nonadiene, decadiene, undecadiene, dodecadiene, tridecadiene, tetradecadiene, pentadecadiene, hexadecadiene, heptadecadiene, octadecadiene, nonadecadiene, icosadiene, heneicosadiene, docosadiene,

tricosadiene, tetracosadiene, pentacosadiene, hexacosadiene, heptacosadiene, octacosadiene, nonacosadiene, triacontadiene, particularly preferred dienes include 1,6-heptadiene, 1,7-octadiene, 1,8-nonadiene, 1,9-decadiene, 1,10-undecadiene, 1,11-dodecadiene, 1,12-tridecadiene, 1,13-tetradecadiene, and low molecular weight polybutadienes (Mw less than 1000 g/mol). Preferred cyclic dienes include cyclopentadiene, vinylnorbornene, norbornadiene, ethylidene norbornene, divinylbenzene, dicyclopentadiene or higher ring containing diolefins with or without substituents at various ring positions.

10 In a preferred embodiment one or more dienes are present in the polymer produced herein at up to 10 weight %, preferably at 0.00001 to 1.0 weight %, preferably 0.002 to 0.5 weight %, even more preferably 0.003 to 0.2 weight %, based upon the total weight of the composition. In some embodiments 500 ppm or less of diene is added to the polymerization, preferably 400 ppm or less, 15 preferably or 300 ppm or less. In other embodiments at least 50 ppm of diene is added to the polymerization, or 100 ppm or more, or 150 ppm or more.

In yet another embodiment, the Gardner impact strength, tested on 0.125 inch disk at 23°C, of the butene copolymer ranges from 20 in-lb to 1000 in-lb, and 20 from 30 in-lb to 500 in-lb in another embodiment, and from 40 in-lb to 400 in-lb in yet another embodiment. Further, the butene copolymer may possess a 1% secant flexural modulus ranging from 100 MPa to 2300 MPa, and from 200 MPa to 2100 MPa in another embodiment, and from 300 MPa to 2000 MPa in yet another embodiment, wherein a desirable polyolefin may exhibit any combination 25 of any upper flexural modulus limit with any lower flexural modulus limit. The melt flow rate (MFR) (ASTM D 1238, 230°C) of desirable copolymers ranges from 0.1 dg/min to 2500 dg/min in one embodiment, and from 0.1 to 500 dg/min in another embodiment.

30 In another embodiment the propylene copolymer is a random copolymer, also known as an "RCP," comprising propylene and up to 20 mole % of ethylene or a C₄ to C₂₀ olefin, preferably up to 20 mole % ethylene.

In another embodiment, the polyolefin may be an impact copolymer (ICP) or block copolymer. Propylene impact copolymers are commonly used in a variety of applications where strength and impact resistance are desired such as
5 molded and extruded automobile parts, household appliances, luggage and furniture. Propylene homopolymers alone are often unsuitable for such applications because they are too brittle and have low impact resistance particularly at low temperature, whereas propylene impact copolymers are specifically engineered for applications such as these.

10

A typical propylene impact copolymer contains at least two phases or components, e.g., a homopolymer component and a copolymer component. The impact copolymer may also comprise three phases such as a PP/EP/PE combination with the PP continuous and a dispersed phase with EP outside and
15 PE inside the dispersed phase particles. These components are usually produced in a sequential polymerization process wherein the homopolymer produced in a first reactor is transferred to a second reactor where copolymer is produced and incorporated within the matrix of the homopolymer component. The copolymer component has rubbery characteristics and provides the desired impact resistance,
20 whereas the homopolymer component provides overall stiffness.

Another important feature of ICP's is the amount of amorphous polypropylene they contain. The ICP's of this invention are characterized as having low amorphous polypropylene, preferably less than 3% by weight, more
25 preferably less than 2% by weight, even more preferably less than 1% by weight and most preferably there is no measurable amorphous polypropylene. Percent amorphous polypropylene is determined by the method described below in the test methods.

30

Preferred impact copolymers may be a reactor blend (*in situ* blend) or a post reactor (*ex-situ*) blend. In one embodiment, a suitable impact copolymer comprises from 40% to 95% by weight Component A and from 5% to 60% by

weight Component B based on the total weight of the impact copolymer; wherein Component A comprises propylene homopolymer or copolymer, the copolymer comprising 10% or less by weight ethylene, butene, hexene or octene comonomer; and wherein Component B comprises propylene copolymer, wherein the copolymer comprises from 5% to 70% by weight ethylene, butene, hexene and/or octene comonomer, and from about 95% to about 30% by weight propylene. In one embodiment of the impact copolymer, Component B consists essentially of propylene and from about 30% to about 65% by weight ethylene. In another embodiment, Component B comprises ethylene-propylene copolymers, ethylene-propylene-diene terpolymers, ethylene-acrylate copolymers, ethylene-vinyl acetate, styrene-butadiene copolymers, ethylene-acrylic ester copolymers, polybutadiene, polyisoprene, natural rubber, isobutylene, hydrocarbon resin (the hydrocarbon resin being characterized by a molecular weight less than 5000, a T_g of about 50 to 100°C and a softening point, Ring and Ball, as measured by ASTM E-28, of less than about 140°C), rosin ester, and mixtures thereof. In another embodiment, Component B has a molecular weight distribution of less than 3.5. In yet another embodiment, Component B has a weight average molecular weight of at least 20,000. A useful impact copolymer is disclosed in, for example, US 6,342,566 and US 6,384,142.

20

Component B is most preferably a copolymer consisting essentially of propylene and ethylene although other propylene copolymers, ethylene copolymers or terpolymers may be suitable depending on the particular product properties desired. For example, propylene/butene, hexene or octene copolymers, and ethylene/butene, hexene or octene copolymers may be used, and propylene/ethylene/hexene-1 terpolymers may be used. In a preferred embodiment though, Component B is a copolymer comprising at least 40% by weight propylene, more preferably from about 80% by weight to about 30% by weight propylene, even more preferably from about 70% by weight to about 35% by weight propylene. The comonomer content of Component B is preferably in the range of from about 20% to about 70% by weight comonomer, more preferably from about 30% to about 65% by weight comonomer, even more

30

preferably from about 35% to about 60% by weight comonomer. Most preferably Component B consists essentially of propylene and from about 20% to about 70% ethylene, more preferably from about 30% to about 65% ethylene, and most preferably from about 35% to about 60% ethylene.

5

For other Component B copolymers, the comonomer contents will need to be adjusted depending on the specific properties desired. For example, for ethylene/hexene copolymers, Component B should contain at least 17% by weight hexene and at least 83% by weight ethylene.

10

Component B, preferably has a narrow molecular weight distribution M_w/M_n ("MWD"), i.e., lower than 5.0, preferably lower than 4.0, more preferably lower than 3.5, even more preferably lower than 3.0 and most preferably 2.5 or lower. These molecular weight distributions should be obtained in the absence of visbreaking or peroxide or other post reactor treatment molecular weight tailoring. Component B preferably has a weight average molecular weight (M_w as determined by GPC) of at least 100,000, preferably at least 150,000, and most preferably at least 200,000.

15

Component B preferably has an intrinsic viscosity greater than 1.00 dl/g, more preferably greater than 1.50 dl/g and most preferably greater than 2.00 dl/g. The term "intrinsic viscosity" or "IV" is used conventionally herein to mean the viscosity of a solution of polymer such as Component B in a given solvent at a given temperature, when the polymer composition is at infinite dilution. According to the ASTM standard test method D 1601-78, IV measurement involves a standard capillary viscosity measuring device, in which the viscosity of a series of concentrations of the polymer in the solvent at the given temperature are determined. For Component B, decalin is a suitable solvent and a typical temperature is 135°C. From the values of the viscosity of solutions of varying concentrations, the "value" at infinite dilution can be determined by extrapolation.

20

25

30

Component B preferably has a composition distribution breadth index

(CDBI) of greater than 60%, more preferably greater than 65%, even more preferably greater than 70%, even more preferably greater than 75%, still more preferably greater than 80%, and most preferably greater than 85%. CDBI defines the compositional variation among polymer chains in terms of ethylene (or other comonomer) content of the copolymer as a whole. A measure of composition distribution is the "Composition Distribution Breadth Index" ("CDBI") as defined in U.S. Patent 5,382,630 which is hereby incorporate by reference. CDBI is defined as the weight percent of the copolymer molecules having a comonomer content within 50% of the median total molar comonomer content. The CDBI of a copolymer is readily determined utilizing well known techniques for isolating individual fractions of a sample of the copolymer. One such technique is Temperature Rising Elution Fraction (TREF), as described in Wild, et al., J. Poly. Sci., Poly. Phys. Ed., vol. 20, p. 441 (1982) and U.S. Patent No. 5,008,204, which are incorporated herein by reference.

15

Component B of the ICP's preferably has low crystallinity, preferably less than 10% by weight of a crystalline portion, more preferably less than 5% by weight of a crystalline portion. Where there is a crystalline portion of Component B, its composition is preferably the same as or at least similar to (within 15% by weight) the remainder of Component B in terms of overall comonomer weight percent.

20

The preferred melt flow rate ("MFR") of these ICP's depends on the desired end use but is typically in the range of from about 0.2 dg/min to about 200 dg/min, more preferably from about 5 dg/min to about 100 dg/min. Significantly, high MFRs, i.e., higher than 50 dg/min are obtainable. The ICP preferably has a melting point (T_m) of at least 145°C, preferably at least 150°C, more preferably at least 152°C, and most preferably at least 155°C.

25

The ICP's comprise from about 40% to about 95% by weight Component A and from about 5% to about 60% by weight Component B, preferably from about 50% to about 95% by weight Component A and from about 5% to about

30

50% Component B, even more preferably from about 60% to about 90% by weight Component A and from about 10 % to about 40% by weight Component B. In the most preferred embodiment, the ICP consists essentially of Components A and B. The overall comonomer (preferably ethylene) content of the total ICP is preferably in the range of from about 2% to about 30% by weight, preferably from about 5% to about 25% by weight, even more preferably from about 5% to about 20% by weight, still more preferably from about 5% to about 15% by weight comonomer.

10 In another embodiment a preferred impact copolymer composition is prepared by selecting Component A and Component B such that their refractive indices (as measured by ASTM D 542-00) are within 20 % of each other, preferably within 15 %, preferably 10, even more preferably within 5% of each other. This selection produces impact copolymers with outstanding clarity. In
15 another embodiment a preferred impact copolymer composition is prepared by selecting a blend of Component A and an NFP and a blend of Component B and an NFP such that refractive indices of the blends (as measured by ASTM D 542-00) are within 20 % of each other, preferably within 15 %, preferably 10, even more preferably within 5% of each other.

20

In yet another embodiment, the Gardner impact strength, tested on 0.125 inch disk at -29°C, of the propylene impact copolymer ranges from 20 in-lb to 1000 in-lb, and from 30 in-lb to 500 in-lb in another embodiment, and from 40 in-lb to 400 in-lb in yet another embodiment. Further, the 1% secant flexural modulus of the propylene impact copolymer may range from 100 MPa to 2300 MPa in one embodiment, and from 200 MPa to 2100 MPa in another embodiment, and from 300 MPa to 2000 MPa in yet another embodiment, wherein a desirable polyolefin may exhibit any combination of any upper flexural modulus limit with any lower flexural modulus limit. The melt flow rate (MFR) (ASTM D 1238,
25 230°C, 2.16 kg) of desirable homopolymers ranges from 0.1 dg/min to 2500 dg/min in one embodiment, and from 0.3 to 500 dg/min in another embodiment.

30

Another suitable polyolefin comprises a blend of a polypropylene homopolymer or propylene copolymer with a plastomer. The plastomers that are useful in the present invention may be described as polyolefin copolymers having a density of from 0.85 to 0.915 g/cm³ ASTM D 4703 Method B and ASTM D 1505 - the first of these is compression molding at a cooling rate of 15°C/min and the second is the Gradient Density Column method for density determination and a melt index (MI) between 0.10 and 30 dg/min (ASTM D 1238; 190°C, 2.1 kg). In one embodiment, the useful plastomer is a copolymer of ethylene derived units and at least one of C₃ to C₁₀ α-olefin derived units, the copolymer having a density less than 0.915 g/cm³. The amount of comonomer (C₃ to C₁₀ α-olefin derived units) present in the plastomer ranges from 2 wt% to 35 wt% in one embodiment, and from 5 wt% to 30 wt% in another embodiment, and from 15 wt% to 25 wt% in yet another embodiment, and from 20 wt% to 30 wt% in yet another embodiment.

15

The plastomer useful in the invention has a melt index (MI) of between 0.10 and 20 dg/min in one embodiment, and from 0.2 to 10 dg/min in another embodiment, and from 0.3 to 8 dg/min in yet another embodiment. The average molecular weight of useful plastomers ranges from 10,000 to 800,000 in one embodiment, and from 20,000 to 700,000 in another embodiment. The 1% secant flexural modulus (ASTM D 790) of useful plastomers ranges from 10 MPa to 150 MPa in one embodiment, and from 20 MPa to 100 MPa in another embodiment. Further, the plastomer that is useful in compositions of the present invention has a melting temperature (T_m) of from 30 to 80°C (first melt peak) and from 50 to 125°C (second melt peak) in one embodiment, and from 40 to 70°C (first melt peak) and from 50 to 100°C (second melt peak) in another embodiment.

Plastomers useful in the present invention are metallocene catalyzed copolymers of ethylene derived units and higher α-olefin derived units such as propylene, 1-butene, 1-hexene and 1-octene, and which contain enough of one or more of these comonomer units to yield a density between 0.860 and 0.900 g/cm³ in one embodiment. The molecular weight distribution (Mw/Mn) of desirable

30

plastomers ranges from 1.5 to 5 in one embodiment, and from 2.0 to 4 in another embodiment. Examples of a commercially available plastomers are EXACT 4150, a copolymer of ethylene and 1-hexene, the 1-hexene derived units making up from 18 to 22 wt% of the plastomer and having a density of 0.895 g/cm³ and MI of 3.5 dg/min (ExxonMobil Chemical Company, Houston, TX); and EXACT 8201, a copolymer of ethylene and 1-octene, the 1-octene derived units making up from 26 to 30 wt% of the plastomer, and having a density of 0.882 g/cm³ and MI of 1.0 dg/min (ExxonMobil Chemical Company, Houston, TX).

10 In another embodiment polymers that are useful in this invention include homopolymers and random copolymers of propylene having a heat of fusion as determined by Differential Scanning Calorimetry (DSC) of less than 50 J/g, a melt index (MI) of less than 20 dg/min and or an MFR of 20 dg/min or less, and contains stereoregular propylene crystallinity preferably isotactic stereoregular
15 propylene crystallinity. In another embodiment the polymer is a random copolymer of propylene and at least one comonomer selected from ethylene, C₄-C₁₂ α -olefins, and combinations thereof. Preferably the random copolymers of propylene comprises from 2 wt% to 25 wt% polymerized ethylene units, based on the total weight of the polymer; has a narrow composition distribution; has a
20 melting point (T_m) of from 25°C to 120°C, or from 35°C to 80°C; has a heat of fusion within the range having an upper limit of 50 J/g or 25 J/g and a lower limit of 1 J/g or 3 J/g; has a molecular weight distribution Mw/Mn of from 1.8 to 4.5; and has a melt index (MI) of less than 20 dg/min, or less than 15 dg/min. The intermolecular composition distribution of the copolymer is determined by
25 thermal fractionation in a solvent. A typical solvent is a saturated hydrocarbon such as hexane or heptane. The thermal fractionation procedure is described below. Typically, approximately 75% by weight, preferably 85% by weight, of the copolymer is isolated as one or two adjacent, soluble fractions with the balance of the copolymer in immediately preceding or succeeding fractions. Each
30 of these fractions has a composition (wt% comonomer such as ethylene or other α -olefin) with a difference of no greater than 20% (relative), preferably 10% (relative), of the average weight % comonomer of the copolymer. The copolymer

has a narrow composition distribution if it meets the fractionation test described above.

5 A particularly preferred polymer useful in the present invention is an elastic polymer with a moderate level of crystallinity due to stereoregular propylene sequences. The polymer can be: (A) a propylene homopolymer in which the stereoregularity is disrupted in some manner such as by regio-inversions; (B) a random propylene copolymer in which the propylene stereoregularity is disrupted at least in part by comonomers; or (C) a combination
10 of (A) and (B).

In one embodiment, the polymer further includes a non-conjugated diene monomer to aid in vulcanization and other chemical modification of the blend composition. The amount of diene present in the polymer is preferably less than
15 10% by weight, and more preferably less than 5% by weight. The diene may be any non-conjugated diene which is commonly used for the vulcanization of ethylene propylene rubbers including, but not limited to, ethylidene norbornene, vinyl norbornene, and dicyclopentadiene.

20 In one embodiment, the polymer is a random copolymer of propylene and at least one comonomer selected from ethylene, C_4 - C_{12} α -olefins, and combinations thereof. In a particular aspect of this embodiment, the copolymer includes ethylene-derived units in an amount ranging from a lower limit of 2%, 5%, 6%, 8%, or 10% by weight to an upper limit of 20%, 25%, or 28% by weight.
25 This embodiment will also include propylene-derived units present in the copolymer in an amount ranging from a lower limit of 72%, 75%, or 80% by weight to an upper limit of 98%, 95%, 94%, 92%, or 90% by weight. These percentages by weight are based on the total weight of the propylene and ethylene-derived units; i.e., based on the sum of weight percent propylene-derived
30 units and weight percent ethylene-derived units being 100%. The ethylene composition of a polymer can be measured as follows. A thin homogeneous film is pressed at a temperature of about 150°C or greater, then mounted on a Perkin

Elmer PE 1760 infrared spectrophotometer. A full spectrum of the sample from 600 cm^{-1} to 4000 cm^{-1} is recorded and the monomer weight percent of ethylene can be calculated according to the following equation: Ethylene wt % = $82.585 - 111.987X + 30.045 X^2$, wherein X is the ratio of the peak height at 1155 cm^{-1} and
5 peak height at either 722 cm^{-1} or 732 cm^{-1} , whichever is higher. The concentrations of other monomers in the polymer can also be measured using this method.

Comonomer content of discrete molecular weight ranges can be measured
10 by Fourier Transform Infrared Spectroscopy (FTIR) in conjunction with samples collected by GPC. One such method is described in Wheeler and Willis, Applied Spectroscopy, 1993, vol. 47, pp. 1128-1130. Different but similar methods are equally functional for this purpose and well known to those skilled in the art.

15 Comonomer content and sequence distribution of the polymers can be measured by ^{13}C nuclear magnetic resonance (^{13}C NMR), and such method is well known to those skilled in the art.

In one embodiment, the polymer is a random propylene copolymer having
20 a narrow composition distribution. In another embodiment, the polymer is a random propylene copolymer having a narrow composition distribution and a melting point of from 25°C to 110°C. The copolymer is described as random because for a polymer comprising propylene, comonomer, and optionally diene, the number and distribution of comonomer residues is consistent with the random
25 statistical polymerization of the monomers. In stereoblock structures, the number of block monomer residues of any one kind adjacent to one another is greater than predicted from a statistical distribution in random copolymers with a similar composition. Historical ethylene-propylene copolymers with stereoblock structure have a distribution of ethylene residues consistent with these blocky
30 structures rather than a random statistical distribution of the monomer residues in the polymer. The intramolecular composition distribution (i.e., randomness) of the copolymer may be determined by ^{13}C NMR, which locates the comonomer

residues in relation to the neighbouring propylene residues. The intermolecular composition distribution of the copolymer is determined by thermal fractionation in a solvent. A typical solvent is a saturated hydrocarbon such as hexane or heptane. Typically, approximately 75% by weight, preferably 85% by weight, of the copolymer is isolated as one or two adjacent, soluble fractions with the balance of the copolymer in immediately preceding or succeeding fractions. Each of these fractions has a composition (wt% comonomer such as ethylene or other α -olefin) with a difference of no greater than 20% (relative), preferably 10% (relative), of the average weight % comonomer of the copolymer. The copolymer has a narrow composition distribution if it meets the fractionation test described above. To produce a copolymer having the desired randomness and narrow composition, it is beneficial if (1) a single sited metallocene catalyst is used which allows only a single statistical mode of addition of the first and second monomer sequences and (2) the copolymer is well-mixed in a continuous flow stirred tank polymerization reactor which allows only a single polymerization environment for substantially all of the polymer chains of the copolymer.

The crystallinity of the polymers may be expressed in terms of heat of fusion. Embodiments of the present invention include polymers having a heat of fusion, as determined by DSC, ranging from a lower limit of 1.0 J/g, or 3.0 J/g, to an upper limit of 50 J/g, or 10 J/g. Without wishing to be bound by theory, it is believed that the polymers of embodiments of the present invention have generally isotactic crystallizable propylene sequences, and the above heats of fusion are believed to be due to the melting of these crystalline segments.

25

The crystallinity of the polymer may also be expressed in terms of crystallinity percent. The thermal energy for the highest order of polypropylene is estimated at 207 J/g. That is, 100% crystallinity is equal to 207 J/g. Preferably, the polymer has a polypropylene crystallinity within the range having an upper limit of 65%, 40%, 30%, 25%, or 20%, and a lower limit of 1%, 3%, 5%, 7%, or 8%.

30

The level of crystallinity is also reflected in the melting point. The term "melting

point," as used herein, is the highest peak highest meaning the largest amount of polymer being reflected as opposed to the peak occurring at the highest temperature among principal and secondary melting peaks as determined by DSC, discussed above. In one embodiment of the present invention, the polymer has a
5 single melting point. Typically, a sample of propylene copolymer will show secondary melting peaks adjacent to the principal peak, which are considered together as a single melting point. The highest of these peaks is considered the melting point. The polymer preferably has a melting point by DSC ranging from an upper limit of 110°C, 105°C, 90°C, 80°C, or 70°C, to a lower limit of 0°C, 20°C,
10 25°C, 30°C, 35°C, 40°C, or 45°C.

Such polymers used in the invention have a weight average molecular weight (Mw) within the range having an upper limit of 5,000,000 g/mol, 1,000,000 g/mol, or 500,000 g/mol, and a lower limit of 10,000 g/mol, 20,000
15 g/mol, or 80,000 g/mol, and a molecular weight distribution Mw/Mn (MWD), sometimes referred to as a "polydispersity index" (PDI), ranging from a lower limit of 1.5, 1.8, or 2.0 to an upper limit of 40, 20, 10, 5, or 4.5. In one embodiment, the polymer has a Mooney viscosity, ML(1+4) @ 125°C, of 100 or less, 75 or less, 60 or less, or 30 or less. Mooney viscosity, as used herein, can be
20 measured as ML(1+4) @ 125°C according to ASTM D1646, unless otherwise specified.

The polymers used in embodiments of the present invention can have a tacticity index (m/r) ranging from a lower limit of 4 or 6 to an upper limit of 8, 10, or 12. The tacticity index, expressed herein as "m/r", is determined by ¹³C nuclear magnetic resonance (NMR). The tacticity index m/r is calculated as defined in
5 H.N. Cheng, *Macromolecules*, 17, 1950 (1984). The designation "m" or "r" describes the stereochemistry of pairs of contiguous propylene groups, "m" referring to meso and "r" to racemic. An m/r ratio of 0 to less than 1.0 generally describes a syndiotactic polymer, and an m/r ratio of 1.0 an atactic material, and an m/r ratio of greater than 1.0 an isotactic material. An isotactic material
10 theoretically may have a ratio approaching infinity, and many by-product atactic polymers have sufficient isotactic content to result in ratios of greater than 50.

In one embodiment, the polymer has isotactic stereoregular propylene crystallinity. The term "stereoregular" as used herein means that the predominant
15 number, i.e. greater than 80%, of the propylene residues in the polypropylene or in the polypropylene continuous phase of a blend, such as impact copolymer exclusive of any other monomer such as ethylene, has the same 1,2 insertion and the stereochemical orientation of the pendant methyl groups is the same, either meso or racemic.

20

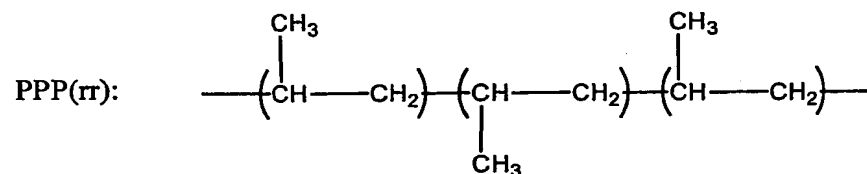
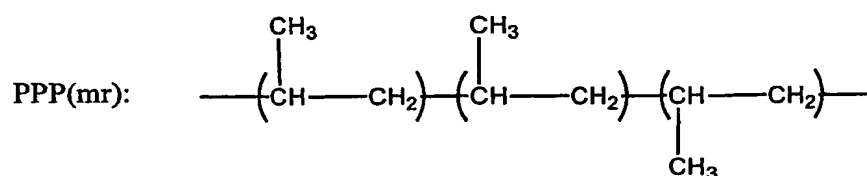
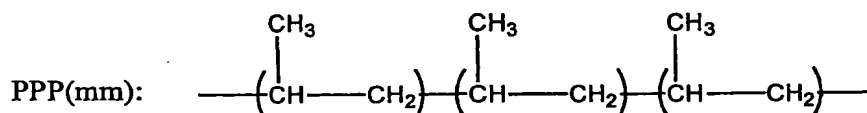
An ancillary procedure for the description of the tacticity of the propylene units of embodiments of the current invention is the use of triad tacticity. The triad tacticity of a polymer is the relative tacticity of a sequence of three adjacent propylene units, a chain consisting of head to tail bonds, expressed as a binary
25 combination of m and r sequences. It is usually expressed for copolymers of the present invention as the ratio of the number of units of the specified tacticity to all of the propylene triads in the copolymer.

The triad tacticity (mm fraction) of a propylene copolymer can be
30 determined from a ¹³C NMR spectrum of the propylene copolymer and the following formula:

$$\text{mm Fraction} = \frac{\text{PPP(mm)}}{\text{PPP(mm)} + \text{PPP(mr)} + \text{PPP(rr)}}$$

where PPP(mm), PPP(mr) and PPP(rr) denote peak areas derived from the methyl groups of the second units in the following three propylene unit chains consisting of head-to-tail bonds:

5



- 10 The ^{13}C NMR spectrum of the propylene copolymer is measured as described in U.S. Patent No. 5,504,172. The spectrum relating to the methyl carbon region (19-23 parts per million (ppm)) can be divided into a first region (21.2-21.9 ppm), a second region (20.3-21.0 ppm) and a third region (19.5-20.3 ppm). Each peak in the spectrum was assigned with reference to an article in the journal *Polymer*, Volume 30
- 15 (1989), page 1350. In the first region, the methyl group of the second unit in the three propylene unit chain represented by PPP (mm) resonates. In the second region, the methyl group of the second unit in the three propylene unit chain represented by PPP (mr) resonates, and the methyl group (PPE-methyl group) of a propylene unit whose adjacent units are a propylene unit and an ethylene unit resonates (in the vicinity of 20.7 ppm). In the third region, the methyl group of the second unit in the
- 20 three propylene unit chain represented by PPP (rr) resonates, and the methyl group (EPE-methyl group) of a propylene unit whose adjacent units are ethylene units resonates (in the vicinity of 19.8 ppm).

The calculation of the triad tacticity is outlined in the techniques shown in U.S. Patent No. 5,504,172. Subtraction of the peak areas for the error in propylene insertions (both 2,1 and 1,3) from peak areas from the total peak areas of the second region and the third region, the peak areas based on the 3 propylene units-chains (PPP(mr) and PPP(rr)) consisting of head-to-tail bonds can be obtained. Thus, the peak areas of PPP(mm), PPP(mr) and PPP(rr) can be evaluated, and hence the triad tacticity of the propylene unit chain consisting of head-to-tail bonds can be determined.

The polymers of embodiments of the present invention have a triad tacticity of three propylene units, as measured by ^{13}C NMR, of 75% or greater, 80% or greater, 82% or greater, 85% or greater, or 90% or greater.

In embodiments of the present invention, the polymer has a melt index (MI) of 20 dg/min or less, 7 dg/min or less, 5 dg/min or less, or 2 dg/min or less, or less than 2 dg/min. The determination of the MI of the polymer is according to ASTM D1238 (190°C, 2.16kg). In this version of the method a portion of the sample extruded during the test was collected and weighed. This is commonly referred to as the modification 1 of the experimental procedure. The sample analysis is conducted at 190°C with a 1 minute preheat on the sample to provide a steady temperature for the duration of the experiment.

In one embodiment, the polymer used in the present invention is described in detail as the "Second Polymer Component (SPC)" in WO 00/69963, WO 00/01766, WO 99/07788, WO 02/083753, and described in further detail as the "Propylene Olefin Copolymer" in WO 00/01745, all of which are fully incorporated by reference herein for purposes of U.S. patent practice.

The polyolefin suitable for use in the present invention can be in any physical form when used to blend with the NFP of the invention. In one embodiment, reactor granules, defined as the granules of polymer that are isolated from the polymerization reactor prior to any processing procedures, are used to

blend with the NFP of the invention. The reactor granules have an average diameter of from 50 μm to 10 mm in one embodiment, and from 10 μm to 5 mm in another embodiment. In another embodiment, the polyolefin is in the form of pellets, such as, for example, having an average diameter of from 1 mm to 10 mm
5 that are formed from melt extrusion of the reactor granules.

In one embodiment of the invention, the polyolefin suitable for the composition excludes physical blends of polypropylene with other polyolefins, and in particular, excludes physical blends of polypropylene with low molecular
10 weight (500 to 10,000 g/mol) polyethylene or polyethylene copolymers, meaning that, low molecular weight polyethylene or polyethylene copolymers are not purposefully added in any amount to the polyolefin (e.g., polypropylene homopolymer or copolymer) compositions of the invention, such as is the case in,
for example, WO 01/18109 A1.

15

In a preferred embodiment, the NFP is an isoparaffin comprising C_6 to C_{25} isoparaffins. In another embodiment the non-functionalized plasticizer is a polyalphaolefin comprising C_{10} to C_{100} n-paraffins. The polyolefin may be a polypropylene homopolymer, copolymer, impact copolymer, or blends thereof,
20 and may include a plastomer. Non-limiting examples of desirable articles of manufacture made from compositions of the invention include films, sheets, fibers, woven and nonwoven fabrics, tubes, pipes, automotive components, furniture, sporting equipment, food storage containers, transparent and semi-transparent articles, toys, tubing and pipes, and medical devices. The
25 compositions of the invention may be characterized by having an improved (decreased) T_g relative to the starting polyolefin, while maintaining other desirable properties.

The polyolefin and NFP can be blended by any suitable means, and are
30 typically blended to obtain a homogeneous, single phase mixture. For example, they may be blended in a tumbler, static mixer, batch mixer, extruder, or a combination thereof. The mixing step may take place as part of a processing

method used to fabricate articles, such as in the extruder on an injection molding machine or fiber line.

The enhanced properties of the plasticized polyolefin compositions described herein are useful in a wide variety of applications, including transparent articles such as cook and storage ware, and in other articles such as furniture, automotive components, toys, sportswear, medical devices, sterilizable medical devices and sterilization containers, nonwoven fibers and fabrics and articles therefrom such as drapes, gowns, filters, hygiene products, diapers, and films, oriented films, sheets, tubes, pipes and other items where softness, high impact strength, and impact strength below freezing is important. Fabrication of the plasticized polyolefins of the invention to form these articles may be accomplished by injection molding, extrusion, thermoforming, blow molding, rotomolding, spunbonding, meltblowing, fiber spinning, blown film, stretching for oriented films, and other common processing methods.

In one embodiment of compositions of the present invention, conventional plasticizers such as is commonly used for poly(vinyl chloride) are substantially absent. In particular, plasticizers such as phthalates, adipates, trimellitate esters, polyesters, and other functionalized plasticizers as disclosed in, for example, US 3,318,835; US 4,409,345; WO 02/31044 A1; and PLASTICS ADDITIVES 499-504 (Geoffrey Pritchard, ed., Chapman & Hall 1998) are substantially absent. By "substantially absent", it is meant that these compounds are not added deliberately to the compositions and if present at all, are present at less than 0.5 weight %.

25

Oils such as naphthenic and other aromatic containing oils are present to less than 0.5 wt% of the compositions of the invention in a further embodiment. Also, aromatic moieties and carbon-carbon unsaturation are substantially absent from the non-functionalized plasticizers used in the present invention in yet another embodiment. Aromatic moieties include a compound whose molecules have the ring structure characteristic of benzene, naphthalene, phenanthrene, anthracene, etc. By "substantially absent", it is meant that these aromatic

30

compounds or moieties are not added deliberately to the compositions, and if present, are present to less than 0.5 wt% of the composition.

In another embodiment of compositions of the present invention, conventional plasticizers, elastomers, or "compatibilizers" such as low molecular weight polyethylene are substantially absent. In particular, ethylene homopolymers and copolymers having a weight average molecular weight of from 500 to 10,000 are substantially absent. Such polyethylene compatibilizers are disclosed in, for example, WO 01/18109 A1. By "substantially absent", it is meant that these compounds are not added deliberately to the compositions and, if present, are present at less than 5 weight %, more preferably less than 4 weight %, more preferably less than 3 weight %, more preferably less than 2 weight %, more preferably less than 1 weight %, more preferably less than 0.5 weight %, based upon the weight of the polyolefin, the ethylene polymer or copolymer, and the NFP.

Blending and Articles of Manufacture

The polyolefin compositions of the present invention may also contain other additives. Those additives include antioxidants, nucleating agents, acid scavengers, stabilizers, anticorrosion agents, blowing agents, other UV absorbers such as chain-breaking antioxidants, etc., quenchers, antistatic agents, slip agents, pigments, dyes and fillers and cure agents such as peroxide. Dyes and other colorants common in the industry may be present from 0.01 to 10 wt% in one embodiment, and from 0.1 to 6 wt% in another embodiment. Suitable nucleating agents are disclosed by, for example, H.N. Beck in *Heterogeneous Nucleating Agents for Polypropylene Crystallization*, 11 J. APPLIED POLY. SCI. 673-685 (1967) and in *Heterogeneous Nucleation Studies on Polypropylene*, 21 J. POLY. SCI.: POLY. LETTERS 347-351 (1983). Examples of suitable nucleating agents are sodium benzoate, sodium 2,2'-methylenebis(4,6-di-tert-butylphenyl) phosphate, aluminum 2,2'-methylenebis(4,6-di-tert-butylphenyl) phosphate, dibenzylidene sorbitol, di(p-tolylidene) sorbitol, di(p-ethylbenzylidene) sorbitol, bis(3,4-dimethylbenzylidene) sorbitol, and N',N'-dicyclohexyl-2,6-

naphthalenedicarboxamide, and salts of disproportionated rosin esters. The foregoing list is intended to be illustrative of suitable choices of nucleating agents for inclusion in the subject polypropylene formulations.

5 In particular, antioxidants and stabilizers such as organic phosphites, hindered amines, and phenolic antioxidants may be present in the polyolefin compositions of the invention from 0.001 to 2 wt% in one embodiment, and from 0.01 to 0.8 wt% in another embodiment, and from 0.02 to 0.5 wt% in yet another embodiment. Non-limiting examples of organic phosphites that are suitable are
10 tris(2,4-di-tert-butylphenyl)phosphite (IRGAFOS 168) and di(2,4-di-tert-butylphenyl)pentaerythritol diphosphite (ULTRANOX 626). Non-limiting examples of hindered amines include poly[2-N,N'-di(2,2,6,6-tetramethyl-4-piperidinyl)-hexanediamine-4-(1-amino-1,1,3,3-tetramethylbutane)sym-triazine] (CHIMASORB 944); bis(1,2,2,6,6-pentamethyl-4-piperidyl)sebacate (TINUVIN
15 770). Non-limiting examples of phenolic antioxidants include pentaerythrityl tetrakis(3,5-di-tert-butyl-4-hydroxyphenyl) propionate (IRGANOX 1010); and 1,3,5-Tri(3,5-di-tert-butyl-4-hydroxybenzyl-isocyanurate (IRGANOX 3114).

Fillers may be present from 0.1 to 50 wt% in one embodiment, and from
20 0.1 to 25 wt% of the composition in another embodiment, and from 0.2 to 10 wt% in yet another embodiment. Desirable fillers include but not limited to titanium dioxide, silicon carbide, silica (and other oxides of silica, precipitated or not), antimony oxide, lead carbonate, zinc white, lithopone, zircon, corundum, spinel, apatite, Barytes powder, barium sulfate, magnesiter, carbon black, dolomite,
25 calcium carbonate, talc and hydrotalcite compounds of the ions Mg, Ca, or Zn with Al, Cr or Fe and CO₃ and/or HPO₄, hydrated or not; quartz powder, hydrochloric magnesium carbonate, glass fibers, clays, alumina, and other metal oxides and carbonates, metal hydroxides, chrome, phosphorous and brominated flame retardants, antimony trioxide, silica, silicone, and blends thereof. These
30 fillers may particularly include any other fillers and porous fillers and supports known in the art, and may have the NFP of the invention pre-contacted, or pre-absorbed into the filler prior to addition to the polyolefin in one embodiment.

More particularly, in one embodiment of the present invention, the NFP, or some portion of the NFP, may be blended with a filler, desirably a porous filler. The NFP and filler may be blended by, for example, a tumbler or other wet
5 blending apparatus. The NFP and filler in this embodiment are blended for a time suitable to form a homogenous composition of NFP and filler, desirably from 1 minute to 5 hours in one embodiment. This NFP/filler blend may then be blended with the polyolefin useful in the invention in order to effectuate plastication of the polyolefin. In another embodiment, a porous filler may be contacted with the
10 NFP, or some portion thereof, prior to contacting the filler with the polyolefin. In another embodiment, the porous filler, polyolefin and NFP are contacted simultaneously (or in the same blending apparatus). In any case, the NFP may be present from 0.1 to 60 wt% of the composition, and from 0.2 to 40 wt% in another embodiment, and from 0.3 to 20 wt% in yet another embodiment.

15

Fatty acid salts may also be present in the polyolefin compositions of the present invention. Such salts may be present from 0.001 to 1 wt% of the composition in one embodiment, and from 0.01 to 0.8 wt% in another embodiment. Examples of fatty acid metal salts include lauric acid, stearic acid,
20 succinic acid, stearyl lactic acid, lactic acid, phthalic acid, benzoic acid, hydroxystearic acid, ricinoleic acid, naphthenic acid, oleic acid, palmitic acid, and erucic acid, suitable metals including Li, Na, Mg, Ca, Sr, Ba, Zn, Cd, Al, Sn, Pb and so forth. Preferable fatty acid salts are selected from magnesium stearate, calcium stearate, sodium stearate, zinc stearate, calcium oleate, zinc oleate, and
25 magnesium oleate.

The resultant plasticized polyolefin of the present invention may be processed by any suitable means such as by calendering, casting, coating, compounding, extrusion, foamed, laminated, blow molding, compression
30 molding, injection molding, thermoforming, transfer molding, cast molding, rotational molding, casting such as for films, spun or melt bonded such as for fibers, or other forms of processing such as described in, for example, PLASTICS

PROCESSING (Radian Corporation, Noyes Data Corp. 1986). More particularly, with respect to the physical process of producing the blend, sufficient mixing should take place to assure that a uniform blend will be produced prior to conversion into a finished product.

5

More particularly, the components of the polyolefinic composition of the present invention may be blended by any suitable means to form the plasticized polyolefin, which is then suitable for further processing into useful articles. In one aspect of the invention, the polyolefin and NFP are blended, or melt blended, in an apparatus such as an extruder or Brabender mixer. The polyolefin may also be blended with the NFP using a tumbler, double-cone blender, ribbon blender, or other suitable blender. In yet another embodiment, the polyolefin and NFP are blended by a combination of, for example, a tumbler, followed by melt blending in an extruder. Extrusion technology for polypropylene is described in more detail in, for example, PLASTICS EXTRUSION TECHNOLOGY 26-37 (Friedhelm Hensen, ed. Hanser Publishers 1988) and in POLYPROPYLENE HANDBOOK 304-348 (Edward P. Moore, Jr. ed., Hanser Publishers 1996).

More particularly, the components of the polyolefinic composition of the present invention may be blended in solution by any suitable means to form the plasticized polyolefin, by using a solvent that dissolves both components to a significant extent. The blending may occur at any temperature or pressure where the NFP and the polyolefin remain in solution. Preferred conditions include blending at high temperatures, such as 20 °C or more, preferably 40 °C or more over the melting point of the polyolefin. For example iPP would typically be solution blended with the NFP at a temperature of 200 °C or more, preferably 220°C or more. Such solution blending would be particularly useful in processes where the polyolefin is made by solution process and the NFP is added directly to the finishing train, rather than added to the dry polymer in another blending step altogether. Such solution blending would also be particularly useful in processes where the polyolefin is made in a bulk or high pressure process where the both the polymer and the NFP were soluble in the monomer. As with the solution process

the NFP is added directly to the finishing train, rather than added to the dry polymer in another blending step altogether.

5 The polyolefin suitable for use in the present invention can be in any physical form when used to blend with the NFP of the invention. In one embodiment, reactor granules, defined as the granules of polymer that are isolated from the polymerization reactor, are used to blend with the NFP of the invention. The reactor granules have an average diameter of from 10 μm to 5 mm, and from 10 50 μm to 10 mm in another embodiment. Alternately, the polyolefin is in the form of pellets, such as, for example, having an average diameter of from 1 mm to 6 mm that are formed from melt extrusion of the reactor granules.

One method of blending the NFP with the polyolefin is to contact the components in a tumbler, the polyolefin being in the form of reactor granules. 15 This works particularly well with polypropylene homopolymer. This can then be followed, if desired, by melt blending in an extruder. Another method of blending the components is to melt blend the polyolefin pellets with the NFP directly in an extruder or Brabender.

20 Thus, in the cases of injection molding of various articles, simple solid state blends of the pellets serve equally as well as pelletized melt state blends of raw polymer granules, of granules with pellets, or of pellets of the two components since the forming process includes a remelting and mixing of the raw material. In the process of compression molding of medical devices, however, 25 little mixing of the melt components occurs, and a pelletized melt blend would be preferred over simple solid state blends of the constituent pellets and/or granules. Those skilled in the art will be able to determine the appropriate procedure for blending of the polymers to balance the need for intimate mixing of the component ingredients with the desire for process economy.

30

The polyolefinic compositions of the present invention are suitable for such articles as automotive components, wire and cable jacketing, pipes,

agricultural films, geomembranes, toys, sporting equipment, medical devices, casting and blowing of packaging films, extrusion of tubing, pipes and profiles, sporting equipment, outdoor furniture (e.g., garden furniture) and playground equipment, boat and water craft components, and other such articles. In particular, the compositions are suitable for automotive components such as
5 bumpers, grills, trim parts, dashboards and instrument panels, exterior door and hood components, spoiler, wind screen, hub caps, mirror housing, body panel, protective side molding, and other interior and external components associated with automobiles, trucks, boats, and other vehicles.

10

Other useful articles and goods may be formed economically by the practice of our invention including: crates, containers, packaging, labware, such as roller bottles for culture growth and media bottles, office floor mats, instrumentation sample holders and sample windows; liquid storage containers
15 such as bags, pouches, and bottles for storage and IV infusion of blood or solutions; packaging material including those for any medical device or drugs including unit-dose or other blister or bubble pack as well as for wrapping or containing food preserved by irradiation. Other useful items include medical tubing and valves for any medical device including infusion kits, catheters, and
20 respiratory therapy, as well as packaging materials for medical devices or food which is irradiated including trays, as well as stored liquid, particularly water, milk, or juice, containers including unit servings and bulk storage containers as well as transfer means such as tubing, pipes, and such.

25

These devices may be made or formed by any useful forming means for forming polyolefins. This will include, at least, molding including compression molding, injection molding, blow molding, and transfer molding; film blowing or casting; extrusion, and thermoforming; as well as by lamination, pultrusion, protrusion, draw reduction, rotational molding, spinbonding, melt spinning, melt
30 blowing; or combinations thereof. Use of at least thermoforming or film applications allows for the possibility of and derivation of benefits from uniaxial or biaxial orientation of the radiation tolerant material.

In some embodiments the plasticized polyolefins produced by this invention may be blended with one or more other polymers, including but not limited to, thermoplastic polymer(s) and/or elastomer(s).

5

By thermoplastic polymer(s)" is meant a polymer that can be melted by heat and then cooled with out appreciable change in properties. Thermoplastic polymers typically include, but are not limited to, polyolefins, polyamides, polyesters, polycarbonates, polysulfones, polyacetals, polylactones, acrylonitrile-butadiene-
10 styrene resins, polyphenylene oxide, polyphenylene sulfide, styrene-acrylonitrile resins, styrene maleic anhydride, polyimides, aromatic polyketones, or mixtures of two or more of the above. Preferred polyolefins include, but are not limited to, polymers comprising one or more linear, branched or cyclic C2 to C40 olefins, preferably polymers comprising propylene copolymerized with one or more C3 to
15 C40 olefins, preferably a C3 to C20 alpha olefin, more preferably C3 to C10 alpha-olefins. More preferred polyolefins include, but are not limited to, polymers comprising ethylene including but not limited to ethylene copolymerized with a C3 to C40 olefin, preferably a C3 to C20 alpha olefin, more preferably propylene and or butene.

20

By elastomers is meant all natural and synthetic rubbers, including those defined in ASTM D1566). Examples of preferred elastomers include, but are not limited to, ethylene propylene rubber, ethylene propylene diene monomer rubber, styrenic block copolymer rubbers (including SI, SIS, SB, SBS, SIBS and the like, where
25 S=styrene, I=isobutylene, and B=butadiene), butyl rubber, halobutyl rubber, copolymers of isobutylene and para-alkylstyrene, halogenated copolymers of isobutylene and para-alkylstyrene, natural rubber, polyisoprene, copolymers of butadiene with acrylonitrile, polychloroprene, alkyl acrylate rubber, chlorinated isoprene rubber, acrylonitrile chlorinated isoprene rubber, polybutadiene rubber
30 (both cis and trans).

In another embodiment, the blend comprising the NFP may further be combined

with one or more of polybutene, ethylene vinyl acetate, low density polyethylene (density 0.915 to less than 0.935 g/cm³) linear low density polyethylene, ultra low density polyethylene (density 0.86 to less than 0.90 g/cm³), very low density polyethylene (density 0.90 to less than 0.915 g/cm³), medium density
5 polyethylene (density 0.935 to less than 0.945 g/cm³), high density polyethylene (density 0.945 to 0.98 g/cm³), ethylene vinyl acetate, ethylene methyl acrylate, copolymers of acrylic acid, polymethylmethacrylate or any other polymers polymerizable by a high-pressure free radical process, polyvinylchloride, polybutene-1, isotactic polybutene, ABS resins, ethylene-propylene rubber (EPR),
10 vulcanized EPR, EPDM, block copolymer, styrenic block copolymers, polyamides, polycarbonates, PET resins, crosslinked polyethylene, copolymers of ethylene and vinyl alcohol (EVOH), polymers of aromatic monomers such as polystyrene, poly-1 esters, polyacetal, polyvinylidene fluoride, polyethylene glycols and/or polyisobutylene. Preferred polymers include those available from
15 Exxon Chemical Company in Baytown, Texas under the tradenames EXCEED™ and EXACT™.

Tackifiers may be blended with the polymers of this invention and/or with blends of the polymer produced by this inventions (as described above). Examples of
20 useful tackifiers include, but are not limited to, aliphatic hydrocarbon resins, aromatic modified aliphatic hydrocarbon resins, hydrogenated polycyclopentadiene resins, polycyclopentadiene resins, gum rosins, gum rosin esters, wood rosins, wood rosin esters, tall oil rosins, tall oil rosin esters, polyterpenes, aromatic modified polyterpenes, terpene phenolics, aromatic
25 modified hydrogenated polycyclopentadiene resins, hydrogenated aliphatic resin, hydrogenated aliphatic aromatic resins, hydrogenated terpenes and modified terpenes, and hydrogenated rosin esters. In some embodiments the tackifier is hydrogenated. In other embodiments the tackifier is non-polar. (Non-polar meaning that the tackifier is substantially free of monomers having polar groups.
30 Preferably the polar groups are not present, however if they are preferably they are not present at more than 5 weight %, preferably not more than 2 weight %, even more preferably no more than 0.5 weight %.) In some embodiments the tackifier

has a softening point (Ring and Ball, as measured by ASTM E-28) of 80 °C to 140 °C, preferably 100 °C to 130 °C. The tackifier, if present, is typically present at about 1 weight % to about 50 weight %, based upon the weight of the blend, more preferably 10 weight % to 40 weight %, even more preferably 20 weight % to 40 weight %. Preferably however, tackifier is not present, or if present, is present at less than 10 weight %, preferably less than 5 weight %, more preferably at less than 1 weight %.

In another embodiment the polymers of this invention, and/or blends thereof, further comprise typical additives known in the art such as fillers, cavitating agents, antioxidants, surfactants, adjuvants, plasticizers, block, antiblock, color masterbatches, pigments, dyes, processing aids, UV stabilizers, neutralizers, lubricants, waxes, and/or nucleating agents. The additives may be present in the typically effective amounts well known in the art, such as 0.001 weight % to 10 weight %.

Preferred fillers, cavitating agents and/or nucleating agents include titanium dioxide, calcium carbonate, barium sulfate, silica, silicon dioxide, carbon black, sand, glass beads, mineral aggregates, talc, clay and the like.

Preferred antioxidants include phenolic antioxidants, such as Irganox 1010, Irganox, 1076 both available from Ciba-Geigy. Preferred oils include paraffinic or naphthenic oils such as Primol 352, or Primol 876 available from ExxonMobil Chemical France, S.A. in Paris, France. More preferred oils include aliphatic naphthenic oils, white oils or the like.

APPLICATIONS

The compositions of this invention (and blends thereof as described above) may
5 be used in any known thermoplastic or elastomer application. Examples include
uses in molded parts, films, tapes, sheets, tubing, hose, sheeting, wire and cable
coating, adhesives, shoesoles, bumpers, gaskets, bellows, films, fibers, elastic
fibers, nonwovens, spunbonds, sealants, surgical gowns and medical devices.

10 Adhesives

The polymers of this invention or blends thereof can be used as adhesives, either
alone or combined with tackifiers. Preferred tackifiers are described above. The
tackifier is typically present at about 1 weight % to about 50 weight %, based
upon the weight of the blend, more preferably 10 weight % to 40 weight %, even
15 more preferably 20 weight % to 40 weight %. Other additives, as described
above, may be added also.

The adhesives of this invention can be used in any adhesive application, including
but not limited to, disposables, packaging, laminates, pressure sensitive adhesives,
20 tapes labels, wood binding, paper binding, non-wovens, road marking, reflective
coatings, and the like. In a preferred embodiment the adhesives of this invention
can be used for disposable diaper and napkin chassis construction, elastic
attachment in disposable goods converting, packaging, labeling, bookbinding,
woodworking, and other assembly applications. Particularly preferred
25 applications include: baby diaper leg elastic, diaper frontal tape, diaper standing
leg cuff, diaper chassis construction, diaper core stabilization, diaper liquid
transfer layer, diaper outer cover lamination, diaper elastic cuff lamination,
feminine napkin core stabilization, feminine napkin adhesive strip, industrial
filtration bonding, industrial filter material lamination, filter mask lamination,
30 surgical gown lamination, surgical drape lamination, and perishable products
packaging.

Films

The compositions described above and the blends thereof may be formed into monolayer or multilayer films. These films may be formed by any of the conventional techniques known in the art including extrusion, co-extrusion, extrusion coating, lamination, blowing and casting. The film may be obtained by the flat film or tubular process which may be followed by orientation in an uniaxial direction or in two mutually perpendicular directions in the plane of the film. One or more of the layers of the film may be oriented in the transverse and/or longitudinal directions to the same or different extents. This orientation may occur before or after the individual layers are brought together. For example a polyethylene layer can be extrusion coated or laminated onto an oriented polypropylene layer or the polyethylene and polypropylene can be coextruded together into a film then oriented. Likewise, oriented polypropylene could be laminated to oriented polyethylene or oriented polyethylene could be coated onto polypropylene then optionally the combination could be oriented even further. Typically the films are oriented in the Machine Direction (MD) at a ratio of up to 15, preferably between 5 and 7, and in the Transverse Direction (TD) at a ratio of up to 15 preferably 7 to 9. However in another embodiment the film is oriented to the same extent in both the MD and TD directions.

In another embodiment the layer comprising the plasticized polyolefin composition of this invention (and/or blends thereof) may be combined with one or more other layers. The other layer(s) may be any layer typically included in multilayer film structures. For example the other layer or layers may be:

1. Polyolefins

Preferred polyolefins include homopolymers or copolymers of C2 to C40 olefins, preferably C2 to C20 olefins, preferably a copolymer of an alpha-olefin and another olefin or alpha-olefin (ethylene is defined to be an alpha-olefin for purposes of this invention). Preferably homopolyethylene, homopolypropylene, propylene copolymerized with ethylene and or butene, ethylene copolymerized with one or more of propylene, butene or

hexene, and optional dienes. Preferred examples include thermoplastic polymers such as ultra low density polyethylene, very low density polyethylene, linear low density polyethylene, low density polyethylene, medium density polyethylene, high density polyethylene, polypropylene, isotactic polypropylene, highly isotactic polypropylene, syndiotactic polypropylene, random copolymer of propylene and ethylene and/or butene and/or hexene, elastomers such as ethylene propylene rubber, ethylene propylene diene monomer rubber, neoprene, and blends of thermoplastic polymers and elastomers, such as for example, thermoplastic elastomers and rubber toughened plastics.

2. Polar polymers

Preferred polar polymers include homopolymers and copolymers of esters, amides, actates, anhydrides, copolymers of a C2 to C20 olefin, such as ethylene and/or propylene and/or butene with one or more polar monomers such as acetates, anhydrides, esters, alcohol, and or acrylics. Preferred examples include polyesters, polyamides, ethylene vinyl acetate copolymers, and polyvinyl chloride.

3. Cationic polymers Preferred cationic polymers include polymers or copolymers of geminally disubstituted olefins, alpha-heteroatom olefins and/or styrenic monomers. Preferred geminally disubstituted olefins include isobutylene, isopentene, isoheptene, isohexane, isooctene, isodecene, and isododecene. Preferred alpha-heteroatom olefins include vinyl ether and vinyl carbazole, preferred styrenic monomers include styrene, alkyl styrene, para-alkyl styrene, alpha-methyl styrene, chloro-styrene, and bromo-para-methyl styrene. Preferred examples of cationic polymers include butyl rubber, isobutylene copolymerized with para methyl styrene, polystyrene, and poly-alpha-methyl styrene.

4. Miscellaneous

Other preferred layers can be paper, wood, cardboard, metal, metal foils (such as aluminum foil and tin foil), metallized surfaces, glass (including silicon oxide (SiO.x) coatings applied by evaporating silicon oxide onto a film surface), fabric, spunbonded fibers, and non-wovens (particularly

polypropylene spun bonded fibers or non-wovens), and substrates coated with inks, dyes, pigments, and the like.

5 The films may vary in thickness depending on the intended application, however films of a thickness from 1 to 250 μm are usually suitable. Films intended for packaging are usually from 10 to 60 micron thick. The thickness of the sealing layer is typically 0.2 to 50 μm . There may be a sealing layer on both the inner and outer surfaces of the film or the sealing layer may be present on only the inner or the outer surface.

10 Additives such as block, antiblock, antioxidants, pigments, fillers, processing aids, UV stabilizers, neutralizers, lubricants, surfactants and/or nucleating agents may also be present in one or more than one layer in the films. Preferred additives include silicon dioxide, titanium dioxide,
15 polydimethylsiloxane, talc, dyes, wax, calcium stearate, carbon black, low molecular weight resins and glass beads.

In another embodiment one more layers may be modified by corona treatment, electron beam irradiation, gamma irradiation, or microwave
20 irradiation. In a preferred embodiment one or both of the surface layers is modified by corona treatment.

The films described herein may also comprise from 5 to 60 weight %, based upon the weight of the polymer and the resin, of a hydrocarbon
25 resin. The resin may be combined with the polymer of the seal layer(s) or may be combined with the polymer in the core layer(s). The resin preferably has a softening point above 100°C., even more preferably from 130 to 180°C. Preferred hydrocarbon resins include those described above. The films comprising a hydrocarbon resin may be oriented in
30 uniaxial or biaxial directions to the same or different degrees.

The films described above may be used as stretch and/or cling films. Stretch/cling

films are used in various bundling, packaging and palletizing operations. To impart cling properties to, or improve the cling properties of, a particular film, a number of well-known tackifying additives have been utilized. Common tackifying additives include polybutenes, terpene resins, alkali metal stearates and hydrogenated rosins and rosin esters. The cling properties of a film can also be modified by the well-known physical process referred to as corona discharge. Some polymers (such as ethylene methyl acrylate copolymers) do not need cling additives and can be used as cling layers without tackifiers. Stretch/clings films may comprise a slip layer comprising any suitable polyolefin or combination of polyolefins such as polyethylene, polypropylene, copolymers of ethylene and propylene, and polymers obtained from ethylene and/or propylene copolymerized with minor amounts of other olefins, particularly C.4 to C12 olefins. Particularly preferred are polypropylene and linear low density polyethylene (LLDPE). Suitable polypropylene is normally solid and isotactic, i.e., greater than 90% hot heptane insolubles, having wide ranging melt flow rates of from about 0.1 to about 300 g/10 min. Additionally, the slip layer may include one or more anticling (slip and/or antiblock) additives which may be added during the production of the polyolefin or subsequently blended in to improve the slip properties of this layer. Such additives are well-known in the art and include, for example, silicas, silicates, diatomaceous earths, talcs and various lubricants. These additives are preferably utilized in amounts ranging from about 100 ppm to about 20,000 ppm, more preferably between about 500 ppm to about 10,000 ppm, by weight based upon the weight of the slip layer.

25 The slip layer may, if desired, also include one or more other additives as described above

Molded Products

30 The plasticized polyolefin composition described above may also be used to prepare the molded products of this invention in any molding process, including but not limited to, injection molding, gas-assisted injection molding, extrusion blow molding, injection blow molding, injection stretch blow molding,

compression molding, rotational molding, foam molding, thermoforming, sheet extrusion, and profile extrusion. The molding processes are well known to those of ordinary skill in the art.

5 The compositions described herein may be shaped into desirable end use articles by any suitable means known in the art. Thermoforming, vacuum forming, blow molding, rotational molding, slush molding, transfer molding, wet lay-up or contact molding, cast molding, cold forming matched-die molding, injection molding, spray techniques, profile co-extrusion, or
10 combinations thereof are typically used methods.

 Thermoforming is a process of forming at least one pliable plastic sheet into a desired shape. An embodiment of a thermoforming sequence is described, however this should not be construed as limiting the thermoforming
15 methods useful with the compositions of this invention. First, an extrudate film of the composition of this invention (and any other layers or materials) is placed on a shuttle rack to hold it during heating. The shuttle rack indexes into the oven which pre-heats the film before forming. Once the film is heated, the shuttle rack indexes back to the forming tool. The film is then vacuumed onto
20 the forming tool to hold it in place and the forming tool is closed. The forming tool can be either "male" or "female" type tools. The tool stays closed to cool the film and the tool is then opened. The shaped laminate is then removed from the tool.

25 Thermoforming is accomplished by vacuum, positive air pressure, plug-assisted vacuum forming, or combinations and variations of these, once the sheet of material reaches thermoforming temperatures, typically of from 140°C to 185°C or higher. A pre-stretched bubble step is used, especially on large parts, to improve material distribution. In one embodiment, an articulating rack
30 lifts the heated laminate towards a male forming tool, assisted by the application of a vacuum from orifices in the male forming tool. Once the laminate is firmly formed about the male forming tool, the thermoformed shaped laminate is then

cooled, typically by blowers. Plug-assisted forming is generally used for small, deep drawn parts. Plug material, design, and timing can be critical to optimization of the process. Plugs made from insulating foam avoid premature quenching of the plastic. The plug shape is usually similar to the mold cavity, but smaller and without part detail. A round plug bottom will usually promote even material distribution and uniform side-wall thickness. For a semicrystalline polymer such as polypropylene, fast plug speeds generally provide the best material distribution in the part.

10 The shaped laminate is then cooled in the mold. Sufficient cooling to maintain a mold temperature of 30°C to 65°C is desirable. The part is below 90 °C to 100 °C before ejection in one embodiment. For the good behavior in thermoforming, the lowest melt flow rate polymers are desirable. The shaped laminate is then trimmed of excess laminate material.

15 Blow molding is another suitable forming means, which includes injection blow molding, multi-layer blow molding, extrusion blow molding, and stretch blow molding, and is especially suitable for substantially closed or hollow objects, such as, for example, gas tanks and other fluid containers. Blow molding is described in more detail in, for example, CONCISE ENCYCLOPEDIA OF POLYMER SCIENCE AND ENGINEERING 90-92 (Jacqueline I. Kroschwitz, ed., John Wiley & Sons 1990).

25 In yet another embodiment of the formation and shaping process, profile co-extrusion can be used. The profile co-extrusion process parameters are as above for the blow molding process, except the die temperatures (dual zone top and bottom) range from 150°C - 235°C, the feed blocks are from 90°C - 250°C, and the water cooling tank temperatures are from 10°C - 40°C.

30 One embodiment of an injection molding process is described as follows. The shaped laminate is placed into the injection molding tool. The mold is closed and the substrate material is injected into the mold. The substrate

material has a melt temperature between 200°C and 300°C in one embodiment, and from 215°C and 250 °C and is injected into the mold at an injection speed of between 2 and 10 seconds. After injection, the material is packed or held at a predetermined time and pressure to make the part dimensionally and aesthetically correct. Typical time periods are from 5 to 25 seconds and pressures from 1,380 kPa to 10,400 kPa. The mold is cooled between 10 °C and 70°C to cool the substrate. The temperature will depend on the desired gloss and appearance desired. Typical cooling time is from 10 to 30 seconds, depending on part on the thickness. Finally, the mold is opened and the shaped composite article ejected.

Likewise , molded articles may be fabricated by injecting molten polymer into a mold that shapes and solidifies the molten polymer into desirable geometry and thickness of molded articles. Sheet may be made either by extruding a substantially flat profile from a die, onto a chill roll, or alternatively by calendaring. Sheet will generally be considered to have a thickness of from 10 mils to 100 mils (254 μm to 2540 μm), although sheet may be substantially thicker. Tubing or pipe may be obtained by profile extrusion for uses in medical, potable water, land drainage applications or the like. The profile extrusion process involves the extrusion of molten polymer through a die. The extruded tubing or pipe is then solidified by chill water or cooling air into a continuous extruded articles. The tubing will generally be in the range of from 0.31 cm to 2.54 cm in outside diameter, and have a wall thickness of in the range of from 254 μm to 0.5 cm. The pipe will generally be in the range of from 2.54 cm to 254 cm in outside diameter, and have a wall thickness of in the range of from 0.5 cm to 15 cm. Sheet made from the products of an embodiment of a version of the present invention may be used to form containers. Such containers may be formed by thermoforming, solid phase pressure forming, stamping and other shaping techniques. Sheets may also be formed to cover floors or walls or other surfaces.

30

In an embodiment of the thermoforming process, the oven temperature is between 160°C and 195°C, the time in the oven between 10 and 20 seconds, and

the die temperature, typically a male die, between 10°C and 71°C. The final thickness of the cooled (room temperature), shaped laminate is from 10 μm to 6000 μm in one embodiment, from 200 μm to 6000 μm in another embodiment, and from 250 μm to 3000 μm in yet another embodiment, and from 500 μm to 1550 μm in yet another embodiment, a desirable range being any combination of any upper thickness limit with any lower thickness limit.

In an embodiment of the injection molding process, wherein a substrate material is injection molded into a tool including the shaped laminate, the melt temperature of the substrate material is between 230°C and 255°C in one embodiment, and between 235°C and 250°C in another embodiment, the fill time from 2 to 10 seconds in one embodiment, from 2 to 8 seconds in another embodiment, and a tool temperature of from 25°C to 65°C in one embodiment, and from 27°C and 60°C in another embodiment. In a desirable embodiment, the substrate material is at a temperature that is hot enough to melt any tie-layer material or backing layer to achieve adhesion between the layers.

In yet another embodiment of the invention, the compositions of this invention may be secured to a substrate material using a blow molding operation. Blow molding is particularly useful in such applications as for making closed articles such as fuel tanks and other fluid containers, playground equipment, outdoor furniture and small enclosed structures. In one embodiment of this process, Compositions of this invention are extruded through a multi-layer head, followed by placement of the uncooled laminate into a parison in the mold. The mold, with either male or female patterns inside, is then closed and air is blown into the mold to form the part.

It will be understood by those skilled in the art that the steps outlined above may be varied, depending upon the desired result. For example, the an extruded sheet of the compositions of this invention may be directly thermoformed or blow molded without cooling, thus skipping a cooling step. Other parameters may be varied as well in order to achieve a finished composite

article having desirable features.

Non-Wovens and Fibers

5 The plasticized polyolefin composition described above may also be used to prepare the nonwoven fabrics and fibers of this invention in any nonwoven fabric and fiber making process, including but not limited to, melt blowing, spunbonding, film aperturing, and staple fiber carding. A continuous filament process may also be used. Preferably a spunbonding process is used. The
10 spunbonding process is well known in the art. Generally it involves the extrusion of fibers through a spinneret. These fibers are then drawn using high velocity air and laid on an endless belt. A calender roll is generally then used to heat the web and bond the fibers to one another although other techniques may be used such as sonic bonding and adhesive bonding. The fabric may be prepared with mixed
15 metallocene polypropylene alone, physically blended with other mixed metallocene polypropylene or physically blended with single metallocene polypropylene. Likewise the fabrics of this invention may be prepared with mixed metallocene polypropylene physically blended with conventional Ziegler-Natta produced polymer. If blended, the fabric of this invention is preferably comprised
20 of at least 50% mixed metallocene polypropylene. With these nonwoven fabrics, manufacturers can maintain the desirable properties of fabrics prepared with metallocene produced polypropylene while increasing fabric strength and potentially increased line speed compared to fabrics made using conventional polymers.

25

TEST METHODS

Dynamic Mechanical Thermal Analysis

30 The glass transition temperature (T_g) and storage modulus (E') were measured using dynamic mechanical thermal analysis (DMTA). This test provides information about the small-strain mechanical response (relaxation behavior) of a sample as a function of temperature over a temperature range that

- 72 -

includes the glass transition region and the visco-elastic region prior to melting.

Typically, samples were tested using a three point bending configuration (TA Instruments DMA 2980). A solid rectangular compression molded bar was placed on two fixed supports; a movable clamp applied a periodic deformation to the sample midpoint at a frequency of 1 Hz and an amplitude of 20 μm . The sample was initially cooled to -130°C then heated to 60°C at a heating rate of $3^{\circ}\text{C}/\text{min}$. In some cases, compression molded bars were tested using other deformation configurations, namely dual cantilever bending and tensile elongation (Rheometrics RSAII). The periodic deformation under these configurations was applied at a frequency of 1 Hz and strain amplitude of 0.05%. The sample was cooled to -130°C and then heated to 60°C at a rate of $2^{\circ}\text{C}/\text{min}$. The slightly difference in heating rate does not influence the glass transition temperature measurements significantly.

The output of these DMTA experiments is the storage modulus (E') and loss modulus (E''). The storage modulus measures the elastic response or the ability of the material to store energy, and the loss modulus measures the viscous response or the ability of the material to dissipate energy. $\text{Tan}\delta$ is the ratio of E''/E' and gives a measure of the damping ability of the material. The beginning of the broad glass transition (β -relaxation) is identified as the extrapolated tangent to the $\text{Tan}\delta$ peak. In addition, the peak temperature and area under the peak are also measured to more fully characterize the transition from glassy to visco-elastic region.

Differential Scanning Calorimetry

Crystallization temperature (T_c) and melting temperature (T_m) were measured using Differential Scanning Calorimetry (DSC). This analysis was conducted using either a TA Instruments MDSC 2920 or a Perkin Elmer DSC7. Typically, 6 to 10 mg of molded polymer or plasticized polymer was sealed in an aluminum pan and loaded into the instrument at room temperature. Melting data (first heat) were acquired by heating the sample to at least 30°C above its melting temperature at a heating rate of $10^{\circ}\text{C}/\text{min}$. This provides information on the melting behavior under as-molded conditions, which can be influenced by thermal

history as well as any molded-in orientation or stresses. The sample was then held for 10 minutes at this temperature to destroy its thermal history. Crystallization data was acquired by cooling the sample from the melt to at least 50°C below the crystallization temperature at a cooling rate of 10°C/min. The sample was then held at 25°C for 10 minutes, and finally heated at 10°C/min to acquire additional melting data (second heat). This provides information about the melting behavior after a controlled thermal history and free from potential molded-in orientation and stress effects. The endothermic melting transition (first and second heat) and exothermic crystallization transition were analyzed for onset of transition and peak temperature. The melting temperatures reported in the tables are the peak melting temperatures from the second heat unless otherwise indicated. For polymers displaying multiple peaks, the higher melting peak temperature is reported.

Areas under the curve was used to determine the **heat of fusion (ΔH_f)** which can be used to calculate the **degree of crystallinity**. A value of 207 J/g was used as the equilibrium heat of fusion for 100% crystalline polypropylene (obtained from B. Wunderlich, "Thermal Analysis", Academic Press, Page 418, 1990). The percent crystallinity is calculated using the formula, [area under the curve (J/g) / 207 (J/g)] * 100.

20

Size-Exclusion Chromatography of Polymers

Molecular weight distribution was characterized using Size-Exclusion Chromatography (SEC). Molecular weight (**weight-average molecular weight, M_w** , and **number-average molecular weight, M_n**) were determined using a High Temperature Size Exclusion Chromatograph (either from Waters Corporation or Polymer Laboratories), equipped with a differential refractive index detector (DRI), an online light scattering detector, and a viscometer. Experimental details not described below, including how the detectors were calibrated, are described in: T. Sun, P. Brant, R. R. Chance, and W. W. Graessley, Macromolecules, Volume 34, Number 19, 6812-6820, (2001).

30

Three Polymer Laboratories PLgel 10mm Mixed-B columns were used. The nominal flow rate was 0.5 cm³ /min, and the nominal injection volume was 300 μ L.

The various transfer lines, columns and differential refractometer (the DRI detector) were contained in an oven maintained at 135°C.

Solvent for the SEC experiment was prepared by dissolving 6 grams of butylated hydroxy toluene as an antioxidant in 4 liters of Aldrich reagent grade 1,2,4 trichlorobenzene (TCB). The TCB mixture was then filtered through a 0.7 μm glass pre-filter and subsequently through a 0.1 μm Teflon filter. The TCB was then degassed with an online degasser before entering the SEC.

Polymer solutions were prepared by placing dry polymer in a glass container, adding the desired amount of TCB, then heating the mixture at 160 °C with continuous agitation for about 2 hours. All quantities were measured gravimetrically. The TCB densities used to express the polymer concentration in mass/volume units are 1.463 g/ml at room temperature and 1.324 g/ml at 135 °C. The injection concentration ranged from 1.0 to 2.0 mg/ml, with lower concentrations being used for higher molecular weight samples.

Prior to running each sample the DRI detector and the injector were purged. Flow rate in the apparatus was then increased to 0.5 ml/minute, and the DRI was allowed to stabilize for 8-9 hours before injecting the first sample. The LS laser was turned on 1 to 1.5 hours before running samples.

The concentration, c , at each point in the chromatogram is calculated from the baseline-subtracted DRI signal, I_{DRI} , using the following equation:

$$c = K_{\text{DRI}} I_{\text{DRI}} / (dn/dc)$$

where K_{DRI} is a constant determined by calibrating the DRI, and (dn/dc) is the same as described below for the LS analysis. Units on parameters throughout this description of the SEC method are such that concentration is expressed in g/cm^3 , molecular weight is expressed in g/mole , and intrinsic viscosity is expressed in dL/g .

The light scattering detector used was a Wyatt Technology High Temperature mini-DAWN. The polymer molecular weight, M , at each point in the chromatogram is determined by analyzing the LS output using the Zimm model for static light scattering (M.B. Huglin, LIGHT SCATTERING FROM POLYMER SOLUTIONS, Academic Press, 1971):

$$\frac{K_o c}{\Delta R(\theta)} = \frac{1}{MP(\theta)} + 2A_c c$$

Here, $\Delta R(\theta)$ is the measured excess Rayleigh scattering intensity at scattering angle θ , c is the polymer concentration determined from the DRI analysis, A_2 is the second virial coefficient, $P(\theta)$ is the form factor for a monodisperse random coil (described in the above reference), and K_o is the optical constant for the system:

$$K_o = \frac{4\pi^2 n^2 (dn/dc)^2}{\lambda^4 N_A}$$

in which N_A is Avogadro's number, and (dn/dc) is the refractive index increment for the system. The refractive index, $n = 1.500$ for TCB at 135°C and $\lambda = 690$ nm. In addition, $A_2 = 0.0006$ for propylene polymers and 0.0015 for butene polymers, and $(dn/dc) = 0.104$ for propylene polymers and 0.098 for butene polymers.

A high temperature Viscotek Corporation viscometer was used, which has four capillaries arranged in a Wheatstone bridge configuration with two pressure transducers. One transducer measures the total pressure drop across the detector, and the other, positioned between the two sides of the bridge, measures a differential pressure. The specific viscosity, η_s , for the solution flowing through the viscometer is calculated from their outputs. The intrinsic viscosity, $[\eta]$, at each point in the chromatogram is calculated from the following equation:

$$\eta_s = c[\eta] + 0.3(c[\eta])^2$$

where c was determined from the DRI output.

The branching index (g') is calculated using the output of the SEC-DRI-LS-VIS method as follows. The average intrinsic viscosity, $[\eta]_{\text{avg}}$, of the sample is calculated by:

$$[\eta]_{\text{avg}} = \frac{\sum c_i [\eta]_i}{\sum c_i}$$

where the summations are over the chromatographic slices, i , between the integration limits. The branching index g' is defined as:

$$g' = \frac{[\eta]_{\text{avg}}}{kM_v^\alpha}$$

where $k = 0.0002288$ and $\alpha = 0.705$ for propylene polymers, and $k = 0.00018$ and $\alpha = 0.7$ for butene polymers. M_v is the viscosity-average molecular weight based

on molecular weights determined by LS analysis.

¹³C-NMR spectroscopy

Polymer microstructure was determined by ¹³C-NMR spectroscopy, including the concentration of isotactic and syndiotactic diads ([m] and [r]), triads ([mm] and [rr]), and pentads ([mmmm] and [rrrr]). Samples were dissolved in d₂-1,1,2,2-tetrachloroethane. Spectra were recorded at 125°C using a NMR spectrometer of 75 or 100 MHz. Polymer resonance peaks are referenced to mmmm = 21.8 ppm. Calculations involved in the characterization of polymers by NMR follow the work of F. A. Bovey in "Polymer Conformation and Configuration" Academic Press, New York 1969 and J. Randall in "Polymer Sequence Determination, ¹³C-NMR Method", Academic Press, New York, 1977. The percent of methylene sequences of two in length, %(CH₂)₂, were calculated as follows: the integral of the methyl carbons between 14-18 ppm (which are equivalent in concentration to the number of methylenes in sequences of two in length) divided by the sum of the integral of the methylene sequences of one in length between 45-49 ppm and the integral of the methyl carbons between 14-18 ppm, times 100. This is a minimum calculation for the amount of methylene groups contained in a sequence of two or more since methylene sequences of greater than two have been excluded. Assignments were based on H. N. Cheng and J. A. Ewen, Makromol. Chem. 1989, 190, 1931.

Viscosity of Polymers and Blends

The shear viscosity as a function of shear rate was determined using a dual-barrel capillary rheometer. The capillary rheometer (Rosand Model RAH7/2 by Bohun Instruments) was equipped with a 30:1 length to diameter ratio capillary. A total mass of 25-30g of pellets were packed into the capillary barrels and preheated at 230°C for 10 minutes to remove any entrained air before the test. Each test was performed at 230°C over the shear rate range of from 30 to 3000 s⁻¹. Corrections to the data for entrance pressure losses (i.e., the Bagley correction) were performed on-line via simultaneous pressure loss measurements for the flow of the material through an orifice that was installed into the second barrel of the rheometer.

The **dynamic shear viscosity** as a function of frequency was determined by small- amplitude oscillatory shear rheology. A Rheometrics Scientific DSR-500 dynamic stress-controlled rheometer with a cone and plate sample fixture was used. Testing was performed at 190°C. Samples were subjected to an oscillatory shear stress at a nominal amplitude of 100 Pa by oscillating the upper cone at a fixed frequency, and the resultant strain was measured. The auto-stress adjustment capability was utilized to keep the strain within limits of 1-30% (stress adjustment setting = 32% of current stress, maximum stress = 100 Pa). These conditions ensure that each material was characterized within its linear viscoelastic region. The dynamic shear viscosity was calculated from the measured strain and applied stress as a function of frequency. Frequency sweeps were conducted starting at 500 rad/s and decreasing to 0.02 rad/s, using a logarithmic sweep mode with 6 points per decade.

The dynamic viscosity (η^*) versus frequency (ω) curves were fitted using the Cross model (as described in C.W. Macoskco, "Rheology: Principles, Measurements, and Applications", Wiley-VCH, 1994):

$$\eta^* = \frac{\eta_0}{1 + (\lambda\omega)^{1-n}}$$

The three parameters in this model are: η_0 , the zero-shear viscosity; λ , the average relaxation time; and n , the power law exponent. The zero-shear viscosity is the value at a plateau in the Newtonian region of the flow curve at a low frequency, where the dynamic viscosity is independent of frequency. The average relaxation time corresponds to the inverse of the frequency at which shear-thinning starts. The power law exponent n is the slope of the shear thinning region at high shear rates in a log-log plot of dynamic viscosity versus frequency. These parameters provide a means to compare the effect of plasticization on a material's flow behavior, sensitivity to shear, and molecular structure.

Melt Flow Rate of Polymers and Blends

Melt Flow Rate (MFR) is measured according to ASTM D1238 at 230°C under a load of 2.16 kg. **Melt Index (MI)** is measured according to ASTM D1238 at 190°C under a load of 2.16 kg. The units are g/10 min, or dg/min.

Polymer Density

Density is measured by density-gradient column, such as described in ASTM D1505, on a compression-molded specimen that has been slowly cooled to room temperature.

Mechanical Properties

Test specimens for mechanical property testing were injection-molded, unless otherwise specified. The testing temperature was standard laboratory temperature ($23\pm 2^{\circ}\text{C}$) as specified in ASTM D618, unless otherwise specified. Instron load frames were used for tensile and flexure testing.

Tensile properties were determined according to ASTM D638, including **Young's modulus** (also called modulus of elasticity), **yield stress** (also called tensile strength at yield), **yield strain** (also called elongation at yield), **break stress** (also called tensile strength at break), and **break strain** (also called elongation at break). The **energy to yield** is defined as the area under the stress-strain curve from zero strain to the yield strain. The **energy to break** is defined as the area under the stress-strain from zero strain to the break strain. Injection-molded tensile bars were of either ASTM D638 Type I or Type IV geometry, tested at a speed of 2 inch/min. Compression-molded tensile bars were of ASTM D412 Type C geometry, tested at a speed of 20 inch/min. For compression-molded specimens only: the yield stress and yield strain were determined as the 10% offset values as defined in ASTM D638. Break properties were reported only if a majority of test specimens broke before a strain of about 2000%, which is the maximum strain possible on the load frame used for testing.

Flexure properties were determined according to ASTM D790A, including the **1% secant modulus** and **2% secant modulus**. Test specimen geometry was as specified under "Molding Materials (Thermoplastics and Thermosets)", and the support span was 2 inches.

Heat deflection temperature was determined according to ASTM D648, at 66 psi, on injection-molded specimens.

Rockwell hardness was determined according to ASTM D785, using the

R-scale.

Impact Properties

Gardner impact strength was determined according to ASTM D5420, on
5 0.125 inch thick injection-molded disks, at the specified temperature.

Notched izod impact resistance was determined according to ASTM
D256, at the specified temperature. A TMI Izod Impact Tester was used.
Specimens were either cut individually from the center portion of injection-
molded ASTM D638 Type I tensile bars, or pairs of specimens were made by
10 cutting injection-molded ASTM D790 "Molding Materials (Thermoplastics and
Thermosets)" bars in half. The notch was oriented such that the impact occurred
on the notched side of the specimen (following Procedure A of ASTM D256) in
most cases; where specified, the notch orientation was reversed (following
Procedure E of ASTM D256). All specimens were assigned a thickness of 0.122
15 inch for calculation of the impact resistance. All breaks were complete, unless
specified otherwise.

Optical Properties

Haze was determined by ASTM D1003, on a 0.04 inch thick injection-
20 molded plaque. **Gloss** was determined by ASTM D2457, at an angle of 45°.

Fabric and Film Properties

**Flexure and tensile properties (including 1% Secant Flexure Modulus,
Peak Load, Tensile Strength at Break, and Elongation at Break)** are
25 determined by ASTM D 882. **Elmendorf tear** is determined by ASTM D 1922.
Puncture and puncture energy are determined by ASTM D 3420. **Total energy
dart impact** is determined by ASTM D 4272

Softness or "hand" of spunbond nonwoven fabric as it is known in the art
was measured using the Thwing-Albert Handle-O-Meter (Model 211-10-
30 B/America.) The quality of "hand" is considered to be the combination of resistance
due to the surface friction and flexibility of a fabric material. The Handle-O-Meter
measures the above two factors using and LVDT (Linear Variable Differential

Transformer) to detect the resistance that a blade encounters when forcing a specimen of material into a slot of parallel edges. A 3 ½ digit digital voltmeter (DVM) indicates the resistance directly in grams. The "total hand" of any given sheet of material is the average of four readings taken on both sides and both directions of a test sample and is recorded in grams per standard width of sample material. A decrease in "total hand" indicates the improvement of fabric softness.

Fluid Properties

Pour Point is measured by ASTM D 97. **Kinematic Viscosity (KV)** is measured by ASTM D 445. **Specific gravity** is typically determined by ASTM D 4052, at the temperature specified. **Viscosity index (VI)** is determined by ASTM D 2270. **Boiling point and distillation range** are typically determined by ASTM D 86 or ASTM D 1160. **Saturates and aromatics content** can be determined by various methods, such as ASTM D 3238.

The **number-average molecular weight (Mn)** can be determined by Gas Chromatography (GC), as described in "Modern Practice of Gas Chromatography", R.L. Grob and E.F. Barry, Wiley-Interscience, 3rd Edition (July 1995); or determined by Gel Permeation Chromatography (GPC), as described in "Modern Size Exclusion Liquid Chromatographs", W.W. Yan, J.J. Kirkland, and D.D. Bly, J. Wiley & Sons (1979); or estimated by ASTM D 2502; or estimated by freezing point depression, as described in "Lange's Handbook of Chemistry", 15th Edition, McGrawHill. The **average carbon number (Cn)** is calculated from Mn by $Cn = (Mn - 2)/14$.

25 PROCESSING METHODS

Blending

The components of the present invention can be blended by any suitable means. For example, they may be blended in a static mixer, batch mixer, extruder, or a combination thereof, that is sufficient to achieve an adequate dispersion of plasticizer in the polymer. The mixing step may involve first dry blending using, for example, a tumble blender. Dispersion may take place as part

of a processing method used to fabricate articles, such as in the extruder on an injection molding machine or fiber line. The plasticizer may be injected into the extruder barrel or introduced at the feed throat of the extruder to save the step of preblending. This is a preferred method when a larger percentage of plasticizer is to be used.

Two general methods were used to generate examples of plasticized blends. The first method, which is referred to as the **Extruder Method**, involved first "dry blending" reactor granules of the polymer with appropriate amounts of plasticizer and an additive package (including such components as antioxidants and nucleating agents) in a tumble blender to achieve a homogeneous mixing of components at the desired plasticizer and additive concentrations. This was followed by compounding and pelletizing the blend using an extruder (either a 30 or 57 mm twin screw extruder) at an appropriate extrusion temperature above the melting point of the polymer, but always in the range of 200-230°C. In some cases, a sample of desired plasticizer concentration was produced by adding neat polymer pellets to plasticized polymer pellets that had been blended previously at a higher plasticizer concentration.

The second method, which is referred to as the **Brabender Method**, involved mixing polymer pellets with the plasticizer in a heated C. W. Brabender Instruments Plasticorder to achieve a homogeneous melt at the desired plasticizer concentration. The Brabender was equipped with a Prep-Mixer head (approximately 200 cm³ volume) and roller blades. The operating temperature was above the melting point of the polymer, but always in the range of 180-190°C. Polymer was first melted in the Brabender for 1 minute at 60 RPM. Plasticizer was then added slowly to prevent pooling in the melted polymer. The blend was then mixed for 5 minutes at 60 RPM under a nitrogen purge. The Brabender was opened and the melt removed from the mixing head and blades as quickly as possible, and allowed to solidify. For those blends later subjected to injection molding, the pieces of material from the Brabender were cut into smaller pieces using a guillotine, then ground into even smaller pieces using a Wiley Mill.

Injection Molding

For materials blended using the Extruder Method, standard ASTM tensile and HDT bars, and Gardner impact discs, were molded using 120 ton injection molding equipment according to ASTM D4101. For materials blended using the
5 Brabender Method, tensile and flexure bars were molded using 20 ton injection molding equipment according to ASTM D4101, except for the following provisions: the mold temperature was 40°C; the inject time was 30 sec; the tensile and flex bars were of ASTM D638 Type IV and ASTM D790 geometries, respectively; and the melt temperature was, in some cases, 10°C off from the ASTM D4101-specified
10 value, but always in the range of 190-200°C (except for the polybutene blends, which were molded with a melt temperature in the range of 220-230°C).

Compression Molding

Material to be molded was placed between two sheets of PTFE-coated
15 aluminum foil onto a 0.125 inch thick chase, and pressed in a Carver press at 160°C. The material was allowed to melt for 5 minutes without pressure applied, then compressed for 5 minutes at 10 tons pressure. It was then removed and immediately placed between water-cooled cold platens and pressed for another 5 minutes at 10 tons pressure. The foil-sample-foil assembly was allowed to anneal for at least 40
20 hours at room temperature, then quenched in dry ice prior to removing the sample from the foil to prevent deformation of the material when peeling off the foil. Tensile and flexure specimens were died out of the sample once it warmed to room temperature.

25 Spunbond Fabric Process

A typical spunbond process consists of a continuous filament extrusion, followed by drawing, web formation by the use of some type of ejector, and bonding the web. The polymer pellets are first fed into an extruder. In the extruder, the pellets simultaneously are melted and forced through the system by a heating melting
30 screw. At the end of the screw, a spinning pump meters the molten polymer through a filter to a spinneret where the molten polymer is extruded under pressure through capillaries, at a rate of 0.4 grams per hole per minute. The spinneret contains a few

hundred capillaries, measuring 0.4 mm in diameter. The polymer is melted at about 30-50°C above its melting point to achieve sufficiently low melt viscosity for extrusion. The fibers exiting the spinneret are quenched and drawn into fine fibers measuring about 16 microns in diameter. The solidified fiber is laid randomly on a moving belt to form a random netlike structure known in the art as web. The basis weight (grams per square meter) of web is obtained by controlling the belt moving speed. After web formation, the web is bonded to achieve its final strength using a heated textile calender known in the art as thermobond calender. The calender consists of two heated steel rolls; one roll is plain and the other bears a pattern of raised points. The web is conveyed to the calender wherein a fabric is formed by pressing the web between the rolls at a bonding temperature of about 138°C.

Cast Film Process

Cast films were prepared using the following operations. Cast monolayer films were fabricated on a Killion cast film line. This line has three 24:1 L/D 2.54 cm diameter extruder, which feed polymer into a feedblock. The feedblock diverts molten polymer from the extruder to a 20.32 cm wide Cloeren die. Molten polymer exits the die at a temperature of 230°C and is cast on a chill roll (20.3 cm diameter, 25.4 cm roll face) at 21°C. The casting unit is equipped with adjustable winding speeds to obtain film of the targeted thickness.

METHODS FOR DETERMINING NFP CONTENT IN BLEND

25

Method 1: Extraction

One method to determine the amount of NFP in a blend is Soxhlet extraction, wherein at least a majority of the NFP is extracted with refluxing n-heptane. Analysis of the base polymer is also required because it may contain low molecular weight and/or amorphous material that is soluble in refluxing n-heptane. The level of plasticizer in the blend is determined by correcting its extractables level, in weight percent, by the extractables level for the base

polymer, as described below.

The Soxhlet extraction apparatus consists of a 400 ml Soxhlet extractor, with a widened overflow tube (to prevent siphoning and to provide constant flow extraction); a metal screen cage fitted inside the main Soxhlet chamber; a Soxhlet
5 extraction thimble (Whatman, single thickness, cellulose) placed inside the screen cage; a condenser with cooling water and drain; and a one-neck 1000 ml round bottom flask with appropriately sized stir bar and heating mantle.

The procedure is as follows. Dry the soxhlet thimbles in a 95°C oven for ~60 minutes. Weigh the dry thimble directly after removal from oven; record this
10 weight as A: Thimble Weight Before, in g. Weigh out 15-20 grams of sample (either in pellet or ground pellet form) into the thimble; record as B: Polymer Weight, in g. Place the thimble containing the polymer in the Soxhlet apparatus. Pour about 300 ml of HPLC-grade n-heptane into the round bottom flask with stir bar and secure the flask on the heating mantle. Connect the round bottom flask,
15 the soxhlet, and the condenser in series. Pour more n-heptane down through the center of the condenser into the Soxhlet main chamber until the solvent level is just below the top of the overflow tube. Turn on the cooling water to the condenser. Turn on the heating mantle and adjust the setting to generate a rolling boil in the round bottom flask and maintain a good reflux. Allow to reflux for 16
20 hours. Turn the heat off but leave the cooling system on. Allow the system to cool down to room temperature. Disassemble the apparatus. Remove the thimble and rinse with a small amount of fresh n-heptane. Allow to air dry in the laboratory hood, followed by oven drying at 95°C for 90 minutes. Weigh the thimble containing the polymer directly after removal from oven; record as C:
25 Polymer/Thimble Weight After, in g.

The quantity of extract is determined by calculating the weight loss from the sample, $W = (A+B-C)$, in g. The extractables level, E, in weight percent, is then calculated by $E = 100(W/B)$. The plasticizer content in the blend, P, in weight percent, is calculated by $P = E(\text{blend}) - E(\text{base polymer})$.

30

Method 2: Crystallization Analysis Fractionation (CRYSTAF)

Another method to determine the amount of NFP in a blend is

fractionation using the Crystallization Analysis Fractionation (CRYSTAF) technique. This technique involves dissolving a sample in a solvent at high temperature, then cooling the solution slowly to cause fractionation of the sample based on solubility. For semi-crystalline samples, including blends, solubility depends primarily on crystallizability: portions of the sample that are more crystalline will precipitate out of solution at a higher temperature than portions of the sample that are less crystalline. The relative amount of sample in solution as a function of temperature is measured using an infrared (IR) detector to obtain the cumulative solubility distribution. The soluble fraction (SF) is defined as the IR signal at the lowest temperature divided by the IR signal when all the sample is dissolved at high temperature, and corresponds to the weight fraction of sample that has not crystallized.

In the case of plasticized polyolefins, the plasticizer is mostly amorphous and therefore contributes to the SF. Thus, the SF will be larger for blends with higher plasticizer content. This relationship is exploited to determine the plasticizer content of a blend of known composition (polymer and plasticizer types) but unknown concentration. A calibration curve that describes the SF as a function of plasticizer content is developed by making a series of physical blends of known concentration using the same polymer and plasticizer materials, and then analyzing these blends under the same run conditions as used for blends of unknown concentration. This series of calibrants must include plasticizer concentrations above and below the concentration of the unknown sample(s), but not greater than 50 weight percent plasticizer, in order to reliably apply the calibration curve to the unknown sample(s). Typically, a linear fit of the calibration points is found to provide a good description of the SF as a function of plasticizer content ($R^2 > 0.9$); other functional forms with 2 or fewer fitting parameters may be used if they improve the goodness-of-fit (increase R^2).

A commercial CRYSTAF 200 instrument (Polymer Char S.A., Valencia, Spain) with five stirred stainless steel vessels of 60 mL volume was used to perform this test. Approximately 30 mg of sample were dissolved for 60 min at 160°C in 30 mL of 1,2-dichlorobenzene that was stabilized with 2g/4L of butylated hydroxytoluene. The solution was then stabilized for 45 min at 100 °C.

The crystallization was carried out from 100 to 30 °C at a crystallization rate of 0.2 °C/min. A dual wavelength infrared detector with a heated flow through cell maintained at 150°C was used to measure the polymer concentration in solution at regular intervals during the crystallization cycle; the measuring wavelength was 3.5 µm and the reference wavelength was 3.6 µm.

EXAMPLES

The present invention, while not meant to be limiting by, may be better understood by reference to the following examples and tables.

10

Examples made using the Extruder Method

Samples 1-9 were blended using the Extruder Method; the additive package contained 600 ppm of Irganox 1076 and 260 ppm of calcium stearate; a 57 mm twin-screw extruder was used at an extrusion temperature of 230°C. Samples 10-14 were blended using the Extruder Method; the additive package contained 825 ppm calcium stearate, 800 ppm of Ultrinox 626, 500 ppm of Tinuvin 622, and 2500 ppm of Millad 3940; a 30 mm twin-screw extruder was used at an extrusion temperature of 216°C. Samples 15-19 were blended using the Extruder Method; the additive package contained 800 ppm of calcium stearate, 1500 ppm of Irganox 1010, 500 ppm of Ultrinox 626, and 675 ppm of sodium benzoate; a 30 mm twin-screw extruder was used at an extrusion temperature of 205°C. Samples 21-24 were made by dry blending neat polymer pellets with previously blended pellets of higher plasticizer concentration (Samples 6-9) to attain the desired plasticizer concentration.

25

The resin properties of these samples are listed in Tables 6-8. The addition of NFP in the propylene polymers improve melt flowability, as indicated by the significant increase of melt flow rate. The improvement of melt flowability can be characterized by the decrease of shear viscosity as a function of shear rate range, as illustrated in Figures 11-13. In contrast to a peroxide degrading (or so called "vis-breaking") process, the increase of melt flowability in the current invention is mainly due to the plasticizing effect of the NFP; the polymer molecular weight is unchanged. This is evident in the comparison of molecular

30

weight distribution, as shown in **Figure 14**. The improvement of melt flowability usually benefits fabrication processes (for example, fiber spinning, film casting, extrusion, and injection molding) in terms of better draw-down, lower extruder torque, thin wall injection, and faster cycle time.

5 The NFP in the current invention provides a significant depression in the storage modulus of propylene polymers. As illustrated in **Figure 1**, the storage modulus of plasticized propylene polymers are drastically reduced as a function of temperature relative to the unplasticized polyolefins. A propylene polymer having lower a storage modulus (or "elastic modulus") at any particular temperature
10 indicates better flexibility for the end-use at that particular temperature.

 The NFP in the current invention demonstrates the ability to depress T_g without altering the melting temperature and crystallization temperature of propylene polymers, as illustrated in **Figures 5-10**. Traditional methods to depress T_g include the incorporation of comonomers as in the case for the
15 propylene copolymers, which also depresses the melting temperature and crystallization temperature of polymer. Polymers having lower T_g without compromising the melting characteristics are very desirable and can provide better impact resistance, particularly for below freezing temperature impact resistance, while maintaining the ability for high temperature usage. The plasticized
20 polyolefins of the present invention provide this.

 The NFP in the current invention is miscible with the propylene polymer, as determined by, for example, the single T_g profile of the plasticized propylene homopolymer and propylene copolymer. This is shown graphically in **Figures 2-3**. The NFP in the current invention is also miscible with the propylene impact
25 copolymer, as determined by, for example, the two T_g profile of the plasticized propylene impact copolymer, one being the lower T_g profile for the ethylene-propylene rubber phase and one being the higher T_g profile for the propylene polymer phase. This is shown graphically in **Figure 4**.

 Summaries of injection molded properties for these samples are provided
30 in **Tables 9-11**. Molded parts from the invention plasticized polypropylene homopolymers show a significant decrease in flexural and tensile modulus at a loading of 4 wt% PAO or isoparaffin, while maintaining their tensile strength, room

temperature Izod impact resistance and heat deflection temperature. For comparison, molded samples were also prepared with erucamide (*cis*-13-docosenoamide from Crompton), a common lubricant designed to reduce molded part surface friction of 4 wt% concentration. The effect of the erucamide on the flexural modulus is
5 insignificant, as shown in Table 11.

The addition of NFP substantially improves the impact resistance of molded parts without the significant decrease of heat deflection temperature. For example, Gardner impact strength, at both room and freezing temperatures, has improved from 350% to 400% for propylene homopolymers, from 140 to 165%
10 for propylene copolymers, and from 20 to 40% for propylene impact copolymers due to the addition of 4-5 wt% of NFP. It is anticipated that further increase of impact resistance is attainable by the increase of NFP concentration in the propylene polymers. Other measures of impact resistance, including Izod impact at room and freezing temperatures, are also significantly improved.

Another advantage of the current invention is that the heat deflection
15 temperature of plasticized polyolefins is not compromised (either maintained or only slightly reduced) which is crucial for applications requiring maintenance of molded article dimensions at high temperature. Further indication of toughness improvement is shown by the significant increase of elongation at yield and break.
20 Many applications require good conformability during the end-use. A higher elongation facilitates the compliance of molded articles to the deformation during either the conversion process or at the end-use.

The NFP also demonstrate the ability to provide substantial softness improvement in spunbond nonwoven fabrics, as provided by the lower "total
25 hand" in Table 12. In many applications, particularly in personal hygiene and health care, a soft nonwoven is very desirable for skin contact comfort. The current invention not only provides the improvement in softness but also maintains the necessary tensile strength, tear resistance and fabric uniformity.

Comparison of film properties are listed in Table 13. The NFP, particularly
30 the Isopar-V plasticized propylene homopolymer (Sample 2) provides improvement in the tear and impact resistance, as indicated by the relatively high (relative to the unplasticized polyolefin) Elmendorf tear in both machine direction (MD) and

transverse direction (TD) and dart impact at both room and freezing temperatures. In addition, the optical properties, i.e., haze and gloss, are also improved. The improvement offers advantages in many film applications, for examples, food packaging, stationery cover, tape, medical and electronic packaging.

5

The data in tables 25 and 26 show similar benefits. Flowability is enhanced by the addition of the NFP as seen in the increase of MFR. Toughness increases as evidenced by the rise in impact properties. Softness is enhanced as seen by a drop in flexural modulus, but HDT is largely unaffected. The Tg drops can be substantial, but the melting point and crystallization point remains essentially unchanged (to within 1 – 2 °C).

10

Plasticizer Permanence

The loss of plasticizer as a function of time at elevated temperature provides a way to assess permanence of the plasticizer. The results in **Table 27** for plasticized propylene random copolymer demonstrate the importance of molecular weight of the plasticizer. The plasticizers were PAO liquids of increasing molecular weight and a white mineral oil. Each plasticized sample was prepared by dry blending granules of the propylene polymer with 10 wt% plasticizer, then was melt mixed using a single-screw extruder to make pellets. A portion was compression molded into 0.25 mm thick sheets for emission testing conducted according to ASTM D1203. Test specimens were 50 mm in diameter. The testing temperature was 70°C. Specimens were weighed at 0, 24, 48, 139, 167, and 311 hours, and percentage of weight loss calculated. Over the prolonged time period examined, only the highest molecular weight PAO did not show any additional weight loss than observed for the neat polymer. Notably, the mineral oil exhibits significantly lower permanence than PAO liquids of comparable KV at 100°C (>5 wt% lost at 311 hr vs. 1-2 wt% lost for PAO).

20

25

Examples made using the Brabender Method

Samples presented in **Tables 15-24** were blended using the Brabender Method. The data in these tables show similar benefits as those in Tables 6-13.

30

Flowability is enhanced by the addition of the NFP as seen in the increase of MFR. Low temperature toughness increases as evidenced by the rise in Notched Izod at – 18 °C. Softness is enhanced as seen by a drop in flexural modulus. The Tg drops can be substantial, but the melting point and crystallization point remains essentially
5 unchanged (to within 1 – 2 °C).

While the present invention has been described and illustrated by reference to particular embodiments, those of ordinary skill in the art will appreciate that the invention lends itself to many different variations not illustrated herein. For these reasons, then, reference should be made solely to the
5 appended claims for purposes of determining the scope of the present invention. Further, certain features of the present invention are described in terms of a set of numerical upper limits and a set of numerical lower limits. It should be appreciated that ranges formed by any combination of these limits are within the scope of the invention unless otherwise indicated.

10

All priority documents are herein fully incorporated by reference for all jurisdictions in which such incorporation is permitted. Further, all documents cited herein, including testing procedures, are herein fully incorporated by reference for all jurisdictions in which such incorporation is permitted.

15

TABLE 4. List of Polymer Components in Examples

component	Description*	commercial source
znPP	Z-N isotactic propylene homopolymer, 12 MFR	PP 1024 E4, ExxonMobil Chemical
mPP-1	metallocene isotactic propylene homopolymer, 24 MFR, $T_m \sim 152^\circ\text{C}$, $M_w/M_n < 2.3$	Achieve™ 3854, ExxonMobil Chemical
mPP-2	metallocene isotactic propylene homopolymer, 16 MFR, $M_w/M_n < 2.3$	Achieve™ 1654, ExxonMobil Chemical
sPP	syndiotactic propylene homopolymer, 2.2 MFR, 93% syndiotactic, $T_m \sim 125^\circ\text{C}$, $M_w \sim 174$ kg/mole, $M_n \sim 75$ kg/mole	Aldrich Chemicals Catalog # 452149
RCP-1	Z-N propylene random copolymer, 12 MFR, $T_m \sim 152^\circ\text{C}$	Clarified PP 9054, ExxonMobil Chemical
RCP-2	Z-N propylene random copolymer, 7 MFR, $T_m \sim 146^\circ\text{C}$, $M_w/M_n < 2.3$	PP 9513, ExxonMobil Chemical
RCP-3	Z-N propylene random copolymer, 12 MFR	PP 9374 MED, ExxonMobil Chemical
RCP-4	Z-N propylene random copolymer, 12 MFR	PP 9574 E6, ExxonMobil Chemical
ICP-1	Z-N propylene impact copolymer, 21 MFR, $T_m \sim 163^\circ\text{C}$	PP 7684 E2, ExxonMobil Chemical
ICP-2	Z-N propylene impact copolymer, 8 MFR	PP 7033, ExxonMobil Chemical
ICP-3	Z-N propylene impact copolymer, nucleated, 8 MFR	PP 7033N, ExxonMobil Chemical
TPO	propylene-based thermoplastic polyolefin containing 70 wt% metallocene isotactic propylene homopolymer and 30 wt% metallocene ethylene-butene copolymer (0.88 g/cm ³ density, 0.8 MI)	70 wt % Achieve™ 3854, 30 wt % Exact® 4033, ExxonMobil Chemical
EP-1	metallocene propylene-ethylene copolymer, 9 MFR, 11 wt% ethylene made according to EP 1 003 814B1 using dimethylaniliniumtetrakis(pentafluorophenyl) borate and dimethylsilylbis(indenyl)hafnium dimethyl	
EP-2	metallocene propylene-ethylene copolymer, 14 MFR, 14 wt% ethylene made according to EP 1 003 814B1 using dimethylaniliniumtetrakis(pentafluorophenyl) borate and dimethylsilylbis(indenyl)hafnium dimethyl	
PB	isotactic 1-butene homopolymer, 0.4 MI, $T_m \sim 125^\circ\text{C}$, $M_w \sim 570$ kg/mole	Aldrich Chemicals Catalog # 189391

* "Z-N" indicates a Ziegler-Natta type catalyst used for synthesis;

"metallocene" indicates a metallocene type catalyst used for synthesis

TABLE 5a.

List of Non-Functional Plasticizer (NFP) Components in Examples

Component	Description	commercial source
Rudol	white mineral oil	Crompton
Freezene 200	white mineral oil	Crompton
ParaLux 6001R	paraffinic process oil	Chevron
Isopar V	isoparaffinic hydrocarbon fluid	ExxonMobil Chemical
Norpar 15	normal paraffinic hydrocarbon fluid	ExxonMobil Chemical
Exxsol D130	dearomatized aliphatic hydrocarbon fluid	ExxonMobil Chemical
SHF-21	PAO liquid	ExxonMobil Chemical
SHF-41	PAO liquid	ExxonMobil Chemical
SHF-61	PAO liquid	ExxonMobil Chemical
SHF-82	PAO liquid	ExxonMobil Chemical
SHF-101	PAO liquid	ExxonMobil Chemical
SHF-403	PAO liquid	ExxonMobil Chemical
SuperSyn 2150	PAO liquid	ExxonMobil Chemical
SuperSyn 23000	PAO liquid	ExxonMobil Chemical
CORE 2500	Group I basestock	ExxonMobil Chemical
EHC 110	Group II basestock	ExxonMobil Chemical
VISOM 6	Group III basestock	ExxonMobil Chemical
VHVI-8	Group III basestock	PetroCanada
GTL6/MBS	Group III basestock	ExxonMobil Chemical
GTL14/HBS	Group III basestock	ExxonMobil Chemical
TPC 137	polyisobutylene liquid	Texas Petrochemicals
Lucant HC-10	Blend of decene oligomer with an ethylene/ α -olefin liquid	Mitsui Chemicals America
C-9900	polybutene liquid	Infineum

TABLE 5b.

Properties of Non-Functional Plasticizer (NFP) Components in Examples

Component	KV, 40°C (cSt)	KV, 100°C (cSt)	VI (--)	pour point (°C)	Mn (g/mole)	approx. Cn	specific gravity 60°F= 15.6°C
Rudol	29	5	103	-24	400	28	0.86 (25°C)
Freezene 200	39	5	38	-42	350	25	0.882 (25°C)
ParaLux 6001R	116	12	99	-12	580	41	0.872 (60°F)
Isopar V	9	--	N.D.	-63	240 [#]	17	0.82 (60°F)
Norpar 15	2	--	N.D.	7	210 [#]	15	0.77 (60°F)
Exxsol D130	4	--	N.D.	-6	250 [#]	18	0.83 (60°F)
SHF-21	5	<2	N.D.	-66	280 [#]	20	0.798 (60°F)
SHF-41	19	4	126	-66	450 [#]	32	0.820 (60°F)
SHF-61	31	6	138	-57	540 [#]	38	0.827 (60°F)
SHF-82	48	8	139	-48	640 [#]	46	0.833 (60°F)
SHF-101	66	10	137	-48	720 [#]	51	0.835 (60°F)
SHF-403	396	39	147	-36	1,700 ⁺	120	0.850 (60°F)
SuperSyn 2150	1,500	150	218	-33	3,700 ⁺	260	0.850 (60°F)
SuperSyn 23000	35,000	2,800	360	-9	18,800 ⁺	1,340	0.855 (60°F)

CORE 2500	490	32	95	-6	800*	57	0.896 (60°F)
EHC 110	99	11	95	-12	500*	36	0.860 (60°F)
VISOM 6	35	7	148	-18	510*	36	0.836 (60°F)
VHVI-8	50	8	129	-12	560	40	0.850 (60°F)
GTL6/MB S	30	6	156	-18	510*	36	0.823 (60°F)
GTL14/H BS	95	14	155	-24	750*	53	0.834 (60°F)
TPC 137	30	6	132	-51	350	25	0.845 (60°F)
Lucant HC-10	60	10	150	-53	590	42	0.826 (20°C)
C-9900	140	12	60	-36	540	38	0.846 (60°F)

N.D. = not defined, due to KV at 100°C < 2 cSt. Mn reported by manufacturer or estimated according to ASTM D2502, except as indicated: * estimated by freezing point depression, # measured by GC, + measured by GPC.

5

TABLE 6. Resin properties of plasticized mPP-1 propylene homopolymer

Sample No.	1	2	3	4	5	6	7	8	9
NFP	none	Isopar-V	SHF-101	SHF-403	SuperS yn-2150	Isopar-V	SHF-403	SuperS yn-2150	SuperS yn-23000
Concentration of NFP (wt%)	0	4	4	4	4	10	10	10	10
Resin Properties									
MFR	23	32	29	29	29	51	45	39	37
Melting Temperature (°C)	152	151	153	152	153	152	151	152	152
Crystallization Temperature (°C)	115	115	118	118	118	115	116	115	115
Glass Transition Temperature (°C)	4	-1	-1	0	2	-11	-5	-3	1

TABLE 7. Resin properties of plasticized RCP-1 propylene random copolymer

Sample No.	10	11	12	13	14
NFP	None	Isopar-V	SHF-101	SHF-403	SuperSyn-2150
Concentration of NFP (wt%)	0	5	5	5	5
Resin Properties					
MFR	12	16	16	15	15
Melting Temperature (°C)	152	152	152	152	152
Crystallization Temperature (°C)	122	121	121	121	121
Glass Transition Temperature (°C)	1	-7	-5	-3	-1

TABLE 8. Resin properties of plasticized ICP-1 propylene impact copolymer

Sample No.	15	16	17	18	19
NFP	none	Isopar-V	SHF-101	SHF-403	SuperSyn-2150
Concentration of NFP (wt%)	0	5	5	5	5
Resin Properties					
Melt Flow Rate	23	32	29	29	29
Melting Temperature (°C)	163	162	162	162	162
Crystallization Temperature (°C)	119	120	120	120	121
Glass Transition Temperature (°C)	-53, 5.2	-55, -3	-56, -4	-50, -1	-52, 1

TABLE 9. Molded part properties of plasticized mPP-1 propylene homopolymer

Sample No.	1	2	3	4	5
NFP:	none	Isopar V	SHF-101	SHF-403	SuperSyn-2150
Concentration of NFP (wt%)	0	4	4	4	4
Optical Properties					
Haze (%)	65	62	65	61	64
Gloss @ 45°	85	87	86	85	86
Mechanical Properties					
Tensile Strength @ Yield (kpsi)	4.9	4.4	4.5	4.5	4.6
Elongation @ Yield (%)	9	12	11	11	10
Flexural Modulus, 1% Secant (kpsi)	200	155	175	177	179
Heat Deflection Temperature @ 66 psi (°C)	105	101	108	107	104
Rockwell Hardness (R-Scale)	104	97	99	99	99
Impact Properties					
Notched Izod Impact @ 23°C (ft-lb/in)	0.4	0.7	0.6	0.6	0.5
Gardner Impact Strength @ 23°C (in-lb)	31	153	166	164	141
Gardner Impact Strength @ 0°C (in-lb)	— ^a	14	< 8 ^b	< 8 ^b	< 8 ^b

^a Samples too brittle to perform this test. ^b Samples failed at the lowest hammer weight.

TABLE 10.**Molded part properties of plasticized RCP-1 propylene random copolymer**

Sample No.	10	11	12	13	14
NFP:	None	Isopar V	SHF-101	SHF-403	SuperSyn -2150
Concentration of NFP (wt%)	0	5	5	5	5
Optical Properties					
Haze (%)	8.2	10.3	8.7	11.7	11.6
Gloss @ 45°	80	81	79	75	76
Mechanical Properties					
Tensile Strength @ Yield (kpsi)	5.0	4.4	4.4	4.4	4.4
Elongation @ Yield (%)	9	14	13	11	11
Elongation @ Break (%)	185	754	559	259	196
Flexural Modulus, 1% Secant (kpsi)	205	141	158	166	173
Heat Deflection Temperature @ 66 psi (°C)	87	84	85	77	77
Impact Properties					
Notched Izod Impact @ 23°C (ft-lb/in)	0.9	2.0	1.2	1.2	1.2
Reversed Notched Izod Impact @ -18°C (ft-lb/in)	3.9	12.6	12.4	10.5	9.0
Gardner Impact Strength @ 23°C (in-lb)	83	203	207	201	219

TABLE 11. Molded part properties of plasticized ICP-1 propylene impact copolymer

Sample No.	15	16	17	18	19
NFP:	None	Isopar V	SHF-101	SHF-403	SuperSyn-2150
Concentration of NFP (wt%)	0	5	5	5	5
Mechanical Properties					
Tensile Strength @ Yield (kpsi)	3.3	3.0	3.0	3.0	3.0
Elongation @ Yield (%)	5	12	10	8	8
Elongation @ Break (%)	125	230	185	120	110
Flexural Modulus, 1% Secant (kpsi)	163	112	124	132	135
Heat Deflection Temperature @ 66 psi (°C)	95	81	88	84	86
Impact Properties					
Notched Izod Impact @ 23°C (ft-lb/in)	4.8	6.5	6.0	3.9	3.5
Gardner Impact Strength @ -29°C (in-lb)	123	170	165	159	148

TABLE 12. Molded part properties of plasticized mPP-1 propylene homopolymer

5

Sample No.	20	21	22	23	24
NFP	None	Isopar V	SHF-403	SuperSyn-23000	Erucamide
Concentration of NFP (%)	0	4	4	4	4
Resin Properties					
MFR	24	35	33	30	23
Mechanical Properties					
Tensile Strength @ Yield (kpsi)	4.7	4.5	4.4	4.5	4.5
Elongation @ Yield (%)	9	11	11	10	11
Flexural Modulus, 1% Secant (kpsi)	190	155	170	180	188
Heat Deflection Temperature @ 66 psi (°C)	92	94	90	90	89
Impact Properties					
Notched Izod Impact @ 23°C (ft-lb/in)	0.4	0.5	0.3	0.4	0.4
Reverse Notched Izod Impact @ -18°C (ft-lb/in)	2.7	3.1	3.0	n/a	n/a

TABLE 13. Softness properties of spunbond nonwoven fabrics made of

plasticized mPP-1 propylene homopolymer

Sample No.	1	2	3	4	5
NFP:	none	Isopar V	SHF-101	SHF-403	SuperSyn-2150
Concentration of NFP (%)	0	4	4	4	4
Fabric Properties					
Peak Load (lbs) MD/TD	9.4 / 4.8	8.0 / 4.4	7.8 / 4.1	8.3 / 4.1	7.5 / 3.9
Elongation @ Break (%) MD/TD	76 / 77	65 / 76	58 / 67	72 / 73	64 / 73
Elmendorf Tear (g/basis weight) TD	17	19	15	18	20
Total Hand (grams)	31	32	24	21	15

Properties per total hand. Total hand is based on measurements on fabrics at 25 gsm (grams per square meter).

5 TABLE 14. Cast film properties of plasticized mPP-1 propylene homopolymer

Sample No.	1	2	3	4	5
NFP:	none	Isopar V	SHF-101	SHF-403	SuperSyn-2150
Concentration of NFP (%)	0	4	4	4	4
Optical Properties					
Haze (%)	8.8	6.2	16.7	14.7	10.5
Gloss	68	70	57	58	65
Mechanical Properties					
1% Sec. Modulus (kpsi) MD/TD	140 / 130	84 / 86	119 / 120	133 / 121	120 / 115
Tensile Strength @ Break (kpsi) MD/TD	7.6 / 7.8	7.5 / 7.1	7.1 / 7.5	7.2 / 7.0	7.0 / 6.9
Elongation @ Break (%) MD/TD	730 / 728	725 / 680	770 / 792	785 / 765	738 / 739
Elmendorf Tear (g/mil) MD	29 / 32	54 / 58	17 / 19	17 / 18	22 / 24
Puncture (lb/mil)	9.0	8.1	8.6	8.6	9.2
Puncture Energy (in.lb/mil)	18	21	19	17	20
Total Energy Dart Impact (ft.lb)					
@ 23°C	0.4	1.9	0.6	0.7	0.6
@ -15°C	0.04	0.07	0.09	0.09	0.05

Film properties are based on 2 mil thickness.

**TABLE 15a: Tensile modulus and yield properties for plasticized znPP
propylene homopolymer**

Plasticizer type	Plasticizer content (wt%)	Young's Modulus (kpsi)	Yield Stress (psi)	Yield Strain (%)	Energy to Yield (ft-lbf)
--	0	130.2	4934	12.4	21.0
Rudol	5	92.1	4578	17.8	27.3
Rudol	10	75.2	3947	21.6	28.5
SHF-101	5	98.5	4614	17.3	26.9
SHF-101	10	78.9	3844	23.3	31.2
SHF-101	20	48.7	2658	44.1	41.8
SHF-403	5	102.2	4547	16.9	26.5
SHF-403	10	86.4	4006	20.0	27.3
SuperSyn 2150	5	108.8	4736	16.1	26.4
SuperSyn 2150	10	88.5	4131	19.3	26.9
Isopar V	5	93.4	4716	17.8	28.0
IsoPar V	10	70.3	4100	20.9	28.0
Norpar 15	5	90.3	4627	17.7	27.2
Norpar 15	10	80.4	4304	20.5	28.7
Exxsol D130	5	87.8	4628	18.3	28.1
Exxsol D130	10	71.5	4038	21.9	29.0
CORE 2500	5	103.3	4720	17.0	27.2
EHC 110	5	98.9	4680	17.6	27.9
VISOM 6	5	92.4	4576	17.8	27.3
VHVI-8	5	92.4	4577	17.8	27.4
GTL6/ MBS	5	92.3	4526	18.6	28.2
GTL14/ HBS	5	97.1	4525	18.3	28.2
TPC 137	5	94.5	4617	18.3	28.6
Lucant HC-10	5	97.9	4701	17.8	28.3
C-9900	5	100.3	4641	17.6	27.8

TABLE 15b: Tensile break properties for plasticized znPP propylene homopolymer

Plasticizer type	Plasticizer content (wt%)	Break stress (psi)	Break Strain (%)	Energy to Break (ft-lbf)
--	0	3428	639	72.5
Rudol	5	3080	643	71.2
Rudol	10	3093	663	69.9
SHF-101	5	3121	700	77.5
SHF-101	10	3003	683	71.6
SHF-101	20	2632	53	4.3
SHF-403	5	3003	608	67.3
SHF-403	10	2953	620	65.2
SuperSyn 2150	5	3027	521	58.5
SuperSyn 2150	10	2875	413	43.7
Isopar V	5	3212	672	75.2
IsoPar V	10	3380	717	76.9
Norpar 15	5	3516	714	79.9
Norpar 15	10	3451	678	73.8
Exxsol D130	5	3339	708	78.6
Exxsol D130	10	3482	693	74.1
CORE 2500	5	3092	741	81.8
EHC 110	5	3142	690	76.7
VISOM 6	5	3146	687	76.4
VHVI-8	5	3190	696	78.4
GTL6/ MBS	5	3484	699	78.4
GTL14/ HBS	5	3235	687	76.6
TPC 137	5	3195	725	79.7
Lucant HC-10	5	3128	699	78.3
C-9900	5	3276	698	77.1

TABLE 15c
Flexure and Notched Izod impact properties for plasticized znPP propylene
homopolymer

Plasticizer type	Plasticizer content (wt%)	1% Secant Modulus (kpsi)	2% Secant Modulus (kpsi)	-18°C RNI* impact resistance (ft-lb/in)
--	0	189.6	171.5	2.7
Rudol	5	145.4	128.7	4.3
Rudol	10	107.9	94.7	10.1
SHF-101	5	153.8	135.7	4.7
SHF-101	10	116.0	101.2	13.0
SHF-101	20	65.8	57.7	6.3
SHF-403	5	163.8	145.2	3.0
SHF-403	10	123.4	107.9	8.7
SuperSyn 2150	5	170.2	151.5	3.1
SuperSyn 2150	10	132.2	115.8	7.2
Isopar V	5	145.6	128.9	3.6
IsoPar V	10	109.2	96.3	10.2
Norpar 15	5	143.6	126.8	8.2
Norpar 15	10	120.8	106.0	12.1
Exxsol D130	5	138.7	122.1	7.8
Exxsol D130	10	106.8	94.3	14.7
CORE 2500	5	155.4	137.8	2.8
EHC 110	5	146.6	129.6	3.3
VISOM 6	5	147.6	130.1	7.7
VHVI-8	5	147.3	130.0	5.9
GTL6/ MBS	5	144.4	126.8	8.5
GTL14/ HBS	5	160.8	140.2	7.4
TPC 137	5	145.5	128.8	6.2
Lucant HC-10	5	148.5	130.5	6.2
C-9900	5	146.7	129.9	3.2

* Results were obtained using the Reversed Notched Izod testing protocol (ASTM D256E).

TABLE 15d

Rheological properties for plasticized znPP propylene homopolymer

Plasticizer type	Plasticizer content (wt%)	η_0 (Pa.s)	λ (s)	N	MFR (g/10 min)
--	0	2243	0.075	0.325	11.51
Rudol	5				
Rudol	10	1334	0.057	0.328	32.22
SHF-101	5	1786	0.067	0.324	
SHF-101	10	1311	0.053	0.311	31.75
SHF-101	20	753	0.039	0.309	
SHF-403	5	1827	0.068	0.323	18.99
SHF-403	10	1366	0.055	0.314	29.01
SuperSyn 2150	5	1822	0.069	0.323	17.93
SuperSyn 2150	10	1385	0.056	0.323	
Isopar V	5	1876	0.068	0.329	
IsoPar V	10	1414	0.059	0.332	28.74
Norpar 15	5	1943	0.071	0.334	
Norpar 15	10	1698	0.069	0.335	28.85
Exxsol D130	5	1927	0.071	0.331	16.78
Exxsol D130	10	1583	0.063	0.327	
CORE 2500	5				
EHC 110	5	1835	0.069	0.327	17.52
VISOM 6	5	1780	0.068	0.326	18.16
VHVI-8	5	1764	0.064	0.323	20.27
GTL6/ MBS	5	1745	0.065	0.322	
GTL14/ HBS	5	1828	0.069	0.322	
TPC 137	5	1834	0.068	0.327	23.19
Lucant HC-10	5	1776	0.066	0.318	17.10
C-9900	5	1816	0.068	0.325	

TABLE 15e:
DSC properties for plasticized znPP propylene homopolymer

Plasticizer type	Plasticizer content (wt%)	T_m at onset, first heating (°C)	T_m at peak, first heating (°C)	ΔH_f , first heating (J/g)	T_c at onset (°C)	T_c at peak (°C)	T_m at onset, second heating (°C)	T_m at peak, second heating (°C)	ΔH_f , second heating (J/g)
—	0		166.0	95.8	114.7	109.0		161.4	96.2
Rudol	5	150.8	166.9	98.6	117.1	108.0	153.4	164.5	102.0
Rudol	10	150.0	163.7	87.7	116.3	109.5	151.1	158.5	93.3
SHF-101	5	151.7	167.1	93.8	118.4	110.0	154.0	164.9	94.2
SHF-101	10	151.2	164.7	86.6	116.6	108.7	151.6	159.4	85.4
SHF-101	20	149.3	162.4	79.5	113.1	106.8	146.9	161.0	81.4
SHF-403	5	151.0	167.4	89.2	117.6	109.2	154.6	166.0	93.5
SHF-403	10	152.9	165.6	86.8	117.5	110.6	153.5	160.7	94.8
SuperSyn 2150	5	151.5	167.7	102.3	118.9	110.6	154.7	165.8	107.8
SuperSyn 2150	10	153.6	166.1	88.0	117.0	110.9	154.4	161.0	98.4
Isopar V	5	148.9	166.6	92.3	116.7	110.0	154.0	164.9	101.8
IsoPar V	10	149.4	163.9	82.8	116.5	107.6	153.8	164.9	95.0
Norpar 15	5	149.1	166.2	98.2	116.5	109.3	154.4	164.7	97.5
Norpar 15	10	151.6	165.3	86.7	117.5	109.6	155.1	161.0	97.0
Exxsol D130	5	150.4	166.6	89.5	117.1	109.6	154.4	165.2	91.6
Exxsol D130	10								
CORE 2500	5	152.4	167.6	91.5	116.0	106.5	153.2	166.5	97.5
EHC 110	5	150.8	167.0	91.0	116.3	108.4	153.0	165.3	98.9
VISOM 6	5	151.6	167.0	94.4	117.4	108.7	153.2	165.1	101.3
VHVI-8	5	150.1	167.3	87.7	116.7	109.4	153.8	164.6	96.2
GTL6/MBS	5								
GTL14/HBS	5								
TPC 137	5	151.8	167.6	85.2	117.0	108.8	154.2	165.7	91.2
Lucant HC-10	5								
C-9900	5	149.9	166.8	94.4	117.2	109.9	153.2	165.2	102.6

TABLE 15f:
DMTA properties for plasticized znPP propylene homopolymer

Plasticizer type	Plasticizer content (wt%)	T_g at onset (°C)	T_g at peak (°C)	Peak Area	E' before T_g (MPa)	E' at 25°C (MPa)
--	0	-9.7	4.7	0.19	3199	1356
Rudol	5	-39.4	-5.2	0.61	3250	714
Rudol	10	-51.5	-10.4	0.70	4040	919
SHF-101	5	-44.0	-5.9	0.51	3201	915
SHF-101	10	-54.9	-12.1	0.65	3776	986
SHF-101	20	-78.7	-36.9	0.94	3209	522
SHF-403	5	-39.0	-3.8	0.45	3056	739
SHF-403	10	-45.2	-7.0	0.62	3001	726
SuperSyn 2150	5	-36.9	-0.5	0.26	3047	929
SuperSyn 2150	10	-41.5	-6.9	0.49	2829	685
Isopar V	5	-33.5	-4.6	0.41	2681	853
IsoPar V	10	-46.9	-10.7	0.73	3437	673
Norpar 15	5	-46.1	-9.0	0.38	4037	1210
Norpar 15	10	-46.6	-16.4	0.57	3623	1034
Exxsol D130	5	-40.2	-9.4	0.60	2973	723
Exxsol D130	10					
CORE 2500	5	-34.3	-0.7	0.36	3716	1170
EHC 110	5	-36.3	-3.1	0.47	3193	743
VISOM 6	5	-47.3	-6.4	0.47	3782	1009
VHVI-8	5	-39.7	-8.2	-0.56	3459	847
GTL6/ MBS	5					
GTL14/ HBS	5					
TPC 137	5	-38.7	-5.25	0.45	2836	784
Lucant HC-10	5	-39	-5.2	0.39	3165	762
C-9900	5	-33.5	-5	0.46	2808	835.6

TABLE 16a: Tensile modulus and yield properties for plasticized mPP-1 propylene homopolymer

Plasticizer type	Plasticizer content (wt%)	Young's Modulus (kpsi)	Yield Stress (psi)	Yield Strain (%)	Energy to Yield (ft-lbf)
--	0	132.3	4983	11.3	18.9
Rudol	10	68.9	3852	20.5	26.5
Freezene 200	10	65.6	3930	20.5	26.9
SHF-403	5	88.1	4338	15.5	22.9
SHF-403	10	70.9	3888	18.8	25.1
CORE 2500	10	70.0	3869	18.7	24.6
VISOM 6	10	59.1	3574	21.3	25.9
C-9900	10	65.6	3778	20.3	26.0

TABLE 16b: Tensile break properties for plasticized mPP-1 propylene homopolymer

Plasticizer type	Plasticizer content (wt%)	Break stress (psi)	Break Strain (%)	Energy to Break (ft-lbf)
--	0	3336	654	69.1
Rudol	10	4307	853	92.1
Freezene 200	10	4414	875	95.4
SHF-403	5	4375	857	92.6
SHF-403	10	4235	866	92.7
CORE 2500	10	4234	858	91.2
VISOM 6	10	4150	851	88.1
C-9900	10	4249	906	95.3

TABLE 16c: Flexure and Notched Izod impact properties for plasticized mPP-1 propylene homopolymer

Plasticizer type	Plasticizer content (wt%)	1% Secant Modulus (kpsi)	2% Secant Modulus (kpsi)	-18°C RNI* impact resistance (ft-lb/in)
--	0	180.4	165.8	2.5
Rudol	10	99.6	89.5	10.2
Freezene 200	10	102.6	91.8	5.7
SHF-403	5	156.9	141.3	2.6
SHF-403	10	120.5	106.9	5.8
CORE 2500	10	114.3	101.5	4.4
VISOM 6	10	106.3	94.4	13.3
C-9900	10	104.9	93.8	5.8

* Results were obtained using the Reversed Notched Izod testing protocol (ASTM D256E).

5

TABLE 16d: Rheological properties for plasticized mPP-1 propylene homopolymer

Plasticizer type	Plasticizer content (wt%)	η_0 (Pa.s)	λ (s)	n	MFR (g/10 min)
--	0	830	0.012	0.190	25.54
Rudol	10	515	0.009	0.155	50.21
Freezene 200	10	519	0.009	0.185	47.04
SHF-403	5				
SHF-403	10	521	0.009	0.135	
CORE 2500	10	527	0.009	0.137	
VISOM 6	10				
C-9900	10	515	0.009	0.173	

TABLE 16e: DSC properties for plasticized mPP-1 propylene homopolymer

Plasticizer type	Plasticizer content (wt%)	T_m at onset, first heating (°C)	T_m at peak, first heating (°C)	ΔH_f , first heating (J/g)	T_c at onset (°C)	T_c at peak (°C)	T_m at onset, second heating (°C)	T_m at peak, second heating (°C)	ΔH_f , second heating (J/g)
--	0		151.4	79.1	109.1	104.2		149.5	89.2
Rudol	10	133.0	149.6	70.2	107.1	102.6	138.7	105.9	77.5
Freezene 200	10	133.3	149.4	73.7	107.4	104.0	138.6	147.5	85.2
SHF-403	5								
SHF-403	10	135.9	151.3	74.7	108.6	103.5	139.9	149.2	82.6
CORE 2500	10	134.8	151.4	74.5	107.1	101.2	139.3	147.4	78.3
VISOM 6	10								
C-9900	10								

TABLE 16f: DMTA properties for plasticized mPP-1 propylene homopolymer

Plasticizer type	Plasticizer content (wt%)	T_g at onset (°C)	T_g at peak (°C)	Peak Area	E' before T_g (MPa)	E' at 25°C (MPa)
--	0	-15.4	5.6	0.19	2179	807
Rudol	10	-46.2	-7.9	0.62	3894	898
Freezene 200	10	-36.3	-5.2	0.64	3497	571
SHF-403	5					
SHF-403	10	-42.0	-6.8	0.47	2884	702
CORE 2500	10	-68.0	-51.7	0.07	3472	601
VISOM 6	10					
C-9900	10	-41.1	-8.8	0.71	3139	673

TABLE 17a: Tensile modulus and yield properties for plasticized RCP-2 propylene random copolymer

Plasticizer type	Plasticizer content (wt%)	Young's Modulus (kpsi)	Yield Stress (psi)	Yield Strain (%)	Energy to Yield (ft-lbf)
--	0	75.2	3997	17.0	23.0
Rudol	10	39.8	3126	26.5	27.6
ParaLux 6001R	10	45.8	3156	26.0	27.8
SuperSyn 2150	10	49.6	3192	24.7	27.0
EHC 110	10	41.1	3129	26.5	27.9
VISOM 6	10	38.5	3114	26.7	27.8
GTL14/HBS	10	43.6	3160	26.5	28.2

TABLE 17b: Tensile break properties for plasticized RCP-2 propylene random copolymer

5

Plasticizer type	Plasticizer content (wt%)	Break stress (psi)	Break Strain (%)	Energy to Break (ft-lbf)
--	0	4422	710	82.0
Rudol	10	4883	1057	127.1
ParaLux 6001R	10	3919	763	79.4
SuperSyn 2150	10	4568	1006	116.7
EHC 110	10	4793	1039	123.8
VISOM 6	10	4751	1096	128.8
GTL14/HBS	10	4865	1052	127.4

TABLE 17c: Flexure and Notched Izod impact properties for plasticized RCP-2 propylene random copolymer

Plasticizer type	Plasticizer content (wt%)	1% Secant Modulus (kpsi)	2% Secant Modulus (kpsi)	-18°C RNI* impact resistance (ft-lb/in)
--	0	121.2	109.7	3.0
Rudol	10	67.8	60.2	26.2
ParaLux 6001R	10	75.2	66.8	20.9
SuperSyn 2150	10	82.6	72.4	16.2
EHC 110	10	70.4	62.6	21.6
VISOM 6	10	71.8	63.6	30.0**
GTL14/HBS	10	76.6	67.3	27.2

* Results were obtained using the Reversed Notched Izod testing protocol (ASTM D256E).

5 ** Some RNI failures were incomplete breaks.

TABLE 17d: Rheological properties for plasticized RCP-2 propylene random copolymer

Plasticizer type	Plasticizer content (wt%)	η_0 (Pa.s)	λ (s)	n	MFR (g/10 min)
--	0	4467	0.120	0.297	7.20
Rudol	10	2605	0.124	0.352	
ParaLux 6001R	10				19.30
SuperSyn 2150	10	2752	0.125	0.345	15.38
EHC 110	10				
VISOM 6	10	2514	0.114	0.345	16.59
GTL14/HBS	10				

TABLE 17e: DSC properties for plasticized RCP-2 propylene random copolymer

Plasticizer type	Plasticizer content (wt%)	T_m at onset, first heating (°C)	T_m at peak, first heating (°C)	ΔH_f , first heating (J/g)	T_c at onset (°C)	T_c at peak (°C)	T_m at onset, second heating (°C)	T_m at peak, second heating (°C)	ΔH_f , second heating (J/g)
--	0		149.7	67.9	104.1	99.2		146.2	77.9
Rudol	10	122.0	147.0	65.2	101.7	95.2	130.1	141.2	61.5
ParaLux 6001R	10								
SuperSyn 2150	10	127.1	149.3	70.8	104.9	97.4	133.2	143.4	69.7
EHC 110	10	123.7	148.2	67.2	101.4	94.8	130.6	144.3	64.3
VISOM 6	10	125.1	148.6	65.1	101.3	94.5	130.3	144.8	65.6
GTL14/HBS	10								

TABLE 17f: DMTA properties for plasticized RCP-2 propylene random copolymer

Plasticizer type	Plasticizer content (wt%)	T_g at onset (°C)	T_g at peak (°C)	Peak Area	E' before T_g (MPa)	E' at 25°C (MPa)
--	0	-19.8	-1.9	0.39	3344	1038
Rudol	10	-48.8	-10.0	1.03	3992	600
ParaLux 6001R	10	-48.0	-11.5	0.87	3263	472
SuperSyn 2150	10	-39.7	-6.7	0.70	3086	510
EHC 110	10	-46.4	-9.8	0.91	3503	464
VISOM 6	10	-59.5	-15.7	0.83	3425	481
GTL14/HBS	10					

TABLE 18a: Tensile modulus and yield properties for plasticized EP-1 propylene-ethylene copolymer

Plasticizer type	Plasticizer content (wt%)	Young's Modulus (kpsi)	Yield Stress *	Yield Strain *
--	0	4.23	564	24
Rudol	10	2.68	434	27
SHF-101	10	2.78	442	27
VHVI-8	10	2.74	449	28
TPC 137	10	2.78	456	28
Lucant HC-10	10	2.50	453	30
C-9900	10	2.82	444	27

* Compression-molded test specimens; yield determined using 10% off-set definition.

TABLE 18b: Tensile break properties for plasticized EP-1 propylene-ethylene copolymer

Plasticizer type	Plasticizer content (wt%)	Break stress (psi)	Break Strain (%)	Energy to Break (ft-lbf)
--	0	2896	1791	94.5
Rudol	10	*	*	*
SHF-101	10	*	*	*
VHVI-8	10	2679	1930	88.8
TPC 137	10	*	*	*
Lucant HC-10	10	2947	1883	87.7
C-9900	10	2865	1861	85.2

* Majority of specimens did not break before maximum strain limit reached.

TABLE 18c: Flexure properties for plasticized EP-1 propylene-ethylene copolymer

Plasticizer type	Plasticizer content (wt%)	1% Secant Modulus (kpsi)	2% Secant Modulus (kpsi)
--	0	5.854	5.816
Rudol	10	4.598	4.456
SHF-101	10	4.668	4.448
VHVI-8	10	4.895	4.786
TPC 137	10	4.579	4.439
Lucant HC-10	10	4.615	4.506
C-9900	10	4.568	4.437

TABLE 18d: Rheological properties plasticized EP-1 propylene-ethylene

5 **copolymer**

Plasticizer type	Plasticizer content (wt%)	η_0 (Pa.s)	λ (s)	n	MFR (g/10 min)
--	0	2032	0.022	0.252	
Rudol	10				
SHF-101	10				
VHVI-8	10				
TPC 137	10				
Lucant HC-10	10				
C-9900	10				

TABLE 18e: DSC properties for plasticized EP-1 propylene-ethylene copolymer

Plasticizer type	Plasticizer content (wt%)	T_m at onset, first heating (°C)	T_m at peak, first heating (°C)	ΔH_f first heating (J/g)	T_c at onset (°C)	T_c at peak (°C)	T_m at onset, second heating (°C)	T_m at peak, second heating (°C)	ΔH_f second heating (J/g)
--	0	41.8	55.6	34.3	22.6	8.3	33.7	61.4	20.9
Rudol	10	40.5	51.8	25.5	29.8	22.0	41.2	50.8, 67.2	19.2
SHF-101	10	38.3	51.4	29.0	32.2	25.1	48.6	57.8, 67.0	18.3
VHVI-8	10								
TPC 137	10								
Lucant HC-10	10								
C-9900	10								

TABLE 18f: DMTA properties for plasticized EP-1 propylene-ethylene copolymer

Plasticizer type	Plasticizer Content (wt%)	T_g at onset (°C)	T_g at peak (°C)	Peak Area	E' before T_g (MPa)	E' at 25°C (MPa)
--	0	-24.5*				
Rudol	10	-35.5	-21.8	3.7	2515	16.1
SHF-101	10	-38.2	-22.5	4.3	3196	18.7
VHVI-8	10	-38.3	-22.1	4.4	3307	36.1
TPC 137	10	-38.0	-23.1	3.2	3028	26.9
Lucant HC-10	10					
C-9900	10					

* As measured by DSC.

TABLE 19a: Tensile modulus and yield properties for plasticized EP-2 propylene-ethylene copolymer

Plasticizer type	Plasticizer content (wt%)	Young's Modulus (kpsi)	Yield Stress *	Yield Strain *
--	0	1.457	246	28
Rudol	10	0.846	128	28
Freezene 200	10	1.043	181	29
SHF-403	10	0.886	143	27
IsoPar V	10	0.793	124	27
Exxsol D130	10	0.833	125	28
GTL6/MBS	10	1.092	189	28

* Compression-molded test specimens; yield determined using 10% off-set definition.

5

TABLE 19b: Tensile break properties for plasticized EP-2 propylene-ethylene copolymer

Plasticizer type	Plasticizer content (wt%)	Break stress (psi)	Break Strain (%)	Energy to Break (ft-lbf)
--	0	*	*	*
Rudol	10	*	*	*
Freezene 200	10	*	*	*
SHF-403	10	*	*	*
IsoPar V	10	*	*	*
Exxsol D130	10	*	*	*
GTL6/MBS	10	*	*	*

* Majority of specimens did not break before maximum strain limit reached.

10

TABLE 19c:**Flexure properties for plasticized EP-2 propylene-ethylene copolymer**

Plasticizer type	Plasticizer content (wt%)	1% Secant Modulus (kpsi)	2% Secant Modulus (kpsi)
--	0	2.354	2.267
Rudol	10	1.856	1.791
Freezene 200	10	2.032	1.920
SHF-403	10	1.930	1.884
IsoPar V	10	1.521	1.502
Exxsol D130	10	1.775	1.733
GTL6/MBS	10	1.942	1.858

TABLE 19d:**5 Rheological properties for plasticized EP-2 propylene-ethylene copolymer**

Plasticizer type	Plasticizer content (wt%)	η_0 (Pa.s)	λ (s)	n	MFR (g/10 min)
--	0	1167	0.011	0.194	
Rudol	10				
Freezene 200	10				
SHF-403	10				
IsoPar V	10				
Exxsol D130	10				
GTL6/MBS	10				

TABLE 19e:

DSC properties for plasticized EP-2 propylene-ethylene copolymer

Plasticizer type	Plasticizer content (wt%)	T_m at onset, first heating (°C)	T_m at peak, first heating (°C)	ΔH_f , first heating (J/g)	T_c at onset (°C)	T_c at peak (°C)	T_m at onset, second heating (°C)	T_m at peak, second heating (°C)	ΔH_f , second heating (J/g)
--	0	39.7	47.0	13.4	-	-	-	-	-
Rudol	10	40.2	50.8	10.1	-	-	44.7	56.2	3.5
Freezene 200	10								
SHF-403	10	39.0	49.7	14.2	-	-	44.4	54.3	4.9
IsoPar V	10								
Exxsol D130	10	42.1	49.5	10.2	-	-	-	-	-
GTL6/MBS	10								

TABLE 19f: DMTA properties for plasticized EP-2 propylene-ethylene copolymer

Plasticizer type	Plasticizer content (wt%)	T_g at onset (°C)	T_g at peak (°C)	Peak Area	E' before T_g (MPa)	E' at 25°C (MPa)
--	0	-30.8*				
Rudol	10					
Freezene 200	10					
SHF-403	10					
IsoPar V	10					
Exxsol D130	10					
GTL6/MBS	10					

* As measured by DSC.

TABLE 20a: Tensile modulus and yield properties for plasticized sPP propylene homopolymer

Plasticizer type	Plasticizer content (wt%)	Young's Modulus (kpsi)	Yield Stress (psi)	Yield Strain (%)	Energy to Yield (ft-lbf)
--	0	36.7	2481	21.7	17.7
Rudol	10	21.9	1991	31.5	20.7
IsoPar V	10	23.3	2057	28.9	19.5
VHVI-8	10	22.9	2047	32.9	22.6

5 TABLE 20b: Tensile break properties for plasticized sPP propylene homopolymer

Plasticizer type	Plasticizer content (wt%)	Break stress (psi)	Break Strain (%)	Energy to Break (ft-lbf)
--	0	2321	254	19.8
Rudol	10	2288	338	23.3
IsoPar V	10	2260	341	23.7
VHVI-8	10	2347	355	25.1

TABLE 20c: Flexure and Notched Izod impact properties for plasticized sPP propylene homopolymer

Plasticizer type	Plasticizer content (wt%)	1% Secant Modulus (kpsi)	2% Secant Modulus (kpsi)	-18°C RNI* impact resistance (ft-lb/in)
--	0	64.2	60.8	3.4
Rudol	10	39.5	37.3	5.0
IsoPar V	10	41.8	39.4	4.8
VHVI-8	10	41.7	39.1	31.9**

10 * Results were obtained using the Reversed Notched Izod testing protocol (ASTM D256E).

** All RNI specimens did not break.

TABLE 20d: Rheological properties for plasticized sPP propylene homopolymer

Plasticizer type	Plasticizer content (wt%)	η_0 (Pa.s)	λ (s)	n	MFR (g/ 10 min)
--	0	12431	0.179	0.307	
Rudol	10	6823	0.136	0.328	
IsoPar V	10	7445	0.143	0.325	
VHVI-8	10	6652	0.131	0.327	

5 **TABLE 20e: DSC properties for plasticized sPP propylene homopolymer**

Plasticizer type	Plasticizer content (wt%)	T_m at onset, first heating (°C)	T_m at peak, first heating (°C)	ΔH_f first heating (J/g)	T_c at onset (°C)	T_c at peak (°C)	T_m at onset, second heating (°C)	T_m at peak, second heating (°C)	ΔH_f second heating (J/g)
--	0	116.9	128.9	39.0	81.9	70.7	-	-	-
Rudol	10								
IsoPar V	10								
VHVI-8	10	114.0	127.0	34.2	80.8	72.2	116.1	127.5	33.9

TABLE 20f: DMTA properties for plasticized sPP propylene homopolymer

Plasticizer type	Plasticizer content (wt%)	T_g at onset (°C)	T_g at peak (°C)	Peak Area	E' before T_g (MPa)	E' at 25°C (MPa)
--	0	-4.8	8.4	1	2717	434
Rudol	10	-31.6	-6.7	1.8	3637	360
IsoPar V	10	-26.9	-4.8	1.5	3462	373
VHVI-8	10	-35.5	-4.8	1.53	3141	221

TABLE 21a: Tensile modulus and yield properties for plasticized ICP-2 propylene impact copolymer

Plasticizer type	Plasticizer content (wt%)	Young's Modulus (kpsi)	Yield Stress (psi)	Yield Strain (%)	Energy to Yield (ft-lbf)
--	0	99.2	3766	10.7	13.3
Rudol	10	54.9	2985	23.0	23.9
ParaLux 6001R	10	57.5	3022	21.8	22.9
SHF-101	10	61.3	3076	22.2	23.9
Exxsol D130	10	43.9	2950	25.2	25.7
EHC 110	10	60.1	3096	22.4	24.1
TPC 137	10	54.0	2959	23.0	23.8

TABLE 21b: Tensile break properties for plasticized ICP-2 propylene impact copolymer

Plasticizer type	Plasticizer content (wt%)	Break stress (psi)	Break Strain (%)	Energy to Break (ft-lbf)
--	0	2221	394	38.8
Rudol	10	3430	763	76.0
ParaLux 6001R	10	3236	777	77.6
SHF-101	10	3572	774	78.9
Exxsol D130	10	4020	1063	117.2
EHC 110	10	3474	681	68.2
TPC 137	10	3124	776	76.3

TABLE 21c: Flexure and Notched Izod impact properties for plasticized ICP-2 propylene impact copolymer

Plasticizer type	Plasticizer content (wt%)	1% Secant Modulus (kpsi)	2% Secant Modulus (kpsi)	-18°C NI impact resistance (ft-lb/in)
--	0	144.1	129.7	1.1
Rudol	10	83.8	73.8	1.3
ParaLux 6001R	10	86.8	76.7	1.3
SHF-101	10	96.1	82.6	1.3
Exxsol D130	10	82.9	72.4	1.7
EHC 110	10	92.6	80.1	1.3
TPC 137	10	88.8	77.9	1.5

TABLE 21d: Rheological properties for plasticized ICP-2 propylene impact copolymer

Plasticizer type	Plasticizer content (wt%)	η_0 (Pa.s)	λ (s)	n	MFR (g/10 min)
--	0	4218	0.182	0.368	8.164
Rudol	10	2663	0.142	0.370	22.26
ParaLux 6001R	10				30.95
SHF-101	10				
Exxsol D130	10	2765	0.152	0.375	
EHC 110	10	2745	0.144	0.367	18.89
TPC 137	10	2438	0.110	0.359	27.11

TABLE 21e: DSC properties for plasticized ICP-2 propylene impact copolymer

Plasticizer type	Plasticizer content (wt%)	T_m at onset, first heating (°C)	T_m at peak, first heating (°C)	ΔH_f first heating (J/g)	T_c at onset (°C)	T_c at peak (°C)	T_m at onset, second heating (°C)	T_m at peak, second heating (°C)	ΔH_f second heating (J/g)
--	0		166.6	76.9	114.8	111.3		163.2	85.6
Rudol	10	149.4	163.4	72.8	114.7	108.1	151.3	158.7	76.7
ParaLux 6001R	10	149.2	165.1	73.1	113.2	106.1	150.4	163.6	74.6
SHF-101	10								
Exxsol D130	10								
EHC 110	10	149.0	165.2	72.4	115.8	107	151.5	163.9	76.5
TPC 137	10	149.5	166.0	72.0	116.2	106.5	152.3	164.2	76.4

TABLE 21f: DMTA properties for plasticized ICP-2 propylene impact copolymer

Plasticizer type	Plasticizer content (wt%)	Lower T_g at onset (°C)	Lower T_g at peak (°C)	Lower Peak Area	Upper T_g at onset (°C)	Upper T_g at peak (°C)	Upper Peak Area	E' before T_g (MPa)	E' at 25°C (MPa)
--	0	-56.4	-50.2	0.06	-24.5	2.9	0.20	2269	557
Rudol	10	-63.5	-53.0	0.08	-41.5	-7.7	0.50	2854	514
ParaLux 6001R	10	-57.9	-50.8	0.07	-39.2	-7.2	0.43	3425	689
SHF-101	10								
Exxsol D130	10	-71.6	-59.8	0.19	-34.2	-10.5	0.25	3515	558
EHC 110	10	-60.0	-50.6	0.07	-37.0	-9.0	0.43	3116	589
TPC 137	10	-71.4	-59.7	0.11	-43.4	-13.0	0.40	3065	579

TABLE 22a: Tensile modulus and yield properties for plasticized ICP-3 propylene impact copolymer

Plasticizer type	Plasticizer content (wt%)	Young's Modulus (kpsi)	Yield Stress (psi)	Yield Strain (%)	Energy to Yield (ft-lbf)
--	0	123.5	4151	8.5	11.1
ParaLux 6001R	10	68.2	3199	22.3	25.5
SuperSyn 2150	10	76.4	3319	17.0	19.6
Norpar 15	10	62.2	3236	24.5	27.7
GTL6/MBS	10	61.6	3207	26.1	29.7
Lucant HC-10	10	65.4	3153	24.8	27.8

TABLE 22b: Tensile break properties for plasticized ICP-3 propylene impact copolymer

5

Plasticizer type	Plasticizer content (wt%)	Break stress (psi)	Break Strain (%)	Energy to Break (ft-lbf)
--	0	2894	88	10.3
ParaLux 6001R	10	2578	614	60.3
SuperSyn 2150	10	2903	588	59.2
Norpar 15	10	3049	584	58.1
GTL6/MBS	10	3079	558	56.0
Lucant HC-10	10	3043	567	55.8

TABLE 22c: Flexure and Notched Izod impact properties for plasticized ICP-3 propylene impact copolymer

Plasticizer type	Plasticizer content (wt%)	1% Secant Modulus (kpsi)	2% Secant Modulus (kpsi)	-18°C NI impact resistance (ft-lb/in)
--	0	193.3	168.7	1.1
ParaLux 6001R	10	100.5	87.7	1.5
SuperSyn 2150	10	120.3	102.2	1.3
Norpar 15	10	101.5	87.9	2.3
GTL6/MBS	10	103.2	87.9	1.8
Lucant HC-10	10	102.5	87.7	1.6

TABLE 22d: Rheological properties for plasticized ICP-3 propylene impact copolymer

5

Plasticizer type	Plasticizer content (wt%)	η_0 (Pa.s)	λ (s)	n	MFR (g/10 min)
--	0	4301	0.190	0.367	9.22
ParaLux 6001R	10	2455	0.129	0.354	18.77
SuperSyn 2150	10				
Norpar 15	10	3151	0.161	0.378	
GTL6/MBS	10				
Lucant HC-10	10	2452	0.128	0.361	

TABLE 22e: DSC properties for plasticized ICP-3 propylene impact copolymer

Plasticizer type	Plasticizer content (wt%)	T_m at onset, first heating (°C)	T_m at peak, first heating (°C)	ΔH_f , first heating (J/g)	T_c at onset (°C)	T_c at peak (°C)	T_m at onset, second heating (°C)	T_m at peak, second heating (°C)	ΔH_f , second heating (J/g)
--	0		166.5	80.2	131.0	127.3		167.3	77.0
ParaLux 6001R	10	150.5	165.0	75.8	118.3	114.4	154.1	164.1	76.6
SuperSyn 2150	10	153.2	166.0	76.9	122.1	84.4	156.1	165.5	80.7
Norpar 15	10								
GTL6/MBS	10								
Lucant HC-10	10								

TABLE 22f: DMTA properties for plasticized ICP-3 propylene impact copolymer

Plasticizer type	Plasticizer content (wt%)	Lower T_g at onset (°C)	Lower T_g at peak (°C)	Lower Peak Area	Upper T_g at onset (°C)	Upper T_g at peak (°C)	Upper Peak Area	E' before T_g (MPa)	E' at 25°C (MPa)
--	0	-57.9	-50.0		-13.2	4.1		3369	768.4
ParaLux 6001R	10	-59.3	-52.4	0.09	-35.2	-4.6	0.42	3037	661.4
SuperSyn 2150	10	-58.5	-49.9	0.06	-35.3	-3.0	0.14	3297	716.3
Norpar 15	10	-59.2	-52.2	0.03	-38.8	-11.2	0.36	3545	591.0
GTL6/MBS	10								
Lucant HC-10	10	-66.4	-58.3	0.10	-42.8	-9.1	0.40	3168	661.0

TABLE 23a: Tensile modulus and yield properties for plasticized TPO propylene-based thermoplastic olefin

Plasticizer type	Plasticizer content (wt%)	Young's Modulus (kpsi)	Yield Stress (psi)	Yield Strain (%)	Energy to Yield (ft-lbf)
--	0	68.7	3187	14.0	15.1
Rudol	10	38.1	2240	26.5	21.1
SHF-101	10	38.8	2189	25.2	19.9
IsoPar V	10	37.6	2304	26.5	21.4
GTL14/HBS	10	39.6	2232	28.4	23.1

5 TABLE 23b: Tensile break properties for plasticized TPO propylene-based thermoplastic olefin

Plasticizer type	Plasticizer content (wt%)	Break stress (psi)	Break Strain (%)	Energy to Break (ft-lbf)
--	0	5154	1051	116.0
Rudol	10	5165	1334	151.9
SHF-101	10	4780	1218	129.2
IsoPar V	10	5021	1276	141.2
GTL14/HBS	10	5148	1342	154.6

TABLE 23c: Flexure and Notched Izod impact properties for plasticized TPO propylene-based thermoplastic olefin

Plasticizer type	Plasticizer content (wt%)	1% Secant Modulus (kpsi)	2% Secant Modulus (kpsi)	-18°C NI impact resistance (ft-lb/in)
--	0	116.0	105.8	1.0
Rudol	10	62.9	56.2	0.9
SHF-101	10	66.2	58.7	1.0
IsoPar V	10	61.5	55.1	1.1
GTL14/HBS	10	68.5	60.2	1.0

TABLE 24a: Tensile modulus and yield properties for plasticized PB 1-butene homopolymer

Plasticizer type	Plasticizer content (wt%)	Young's Modulus (kpsi)	Yield Stress (psi)	Yield Strain (%)
—	0	55.0	*	*
Rudol	10	25.8	*	*
Norpar 15	10	26.3	*	*
VISOM 6	10	23.7	*	*
C-9900	10	26.8	*	*

* No yield before failure.

5 TABLE 24b: Tensile break properties for plasticized PB 1-butene homopolymer

Plasticizer type	Plasticizer content (wt%)	Break stress (psi)	Break Strain (%)	Energy to Break (ft-lbf)
--	0	5200	38	5.0
Rudol	10	3289	31	2.4
Norpar 15	10	3349	31	2.5
VISOM 6	10	3238	31	2.3
C-9900	10	3139	25	1.8

TABLE 24c: Flexure and Notched Izod impact properties for plasticized PB 1-butene homopolymer

Plasticizer type	Plasticizer content (wt%)	1% Secant Modulus (kpsi)	2% Secant Modulus (kpsi)	-18°C RNI* impact resistance (ft-lb/in)
--	0	79.7	74.0	17.7
Rudol	10	37.0	35.2	18.1**
Norpar 15	10	43.0	40.7	22.2**
VISOM 6	10	36.6	35.2	19.2**
C-9900	10	36.5	35.2	20.7**

* Results were obtained using the Reversed Notched Izod testing protocol (ASTM D256E).

5 ** Some NI failures were incomplete breaks.

TABLE 25a. Resin properties of plasticized mPP-2 propylene homopolymer

	wt% PAO	T _m peak (°C)	T _m onset (°C)	ΔH _m (J/g)	T _c peak (°C)	T _c onset (°C)	ΔH _c (J/g)	T _g peak (°C)
Control	0	152.8	142.2	109.6	123.8	127.2	106.0	3.5
SHF61	3	151.8	142.5	105.9	123.6	127.1	104.3	
SHF61	5	151.5	142.3	102.8	122.6	126.1	100.9	
SHF61	10	149.7	140.9	100.4	120.8	124.4	95.6	
SHF101	3	151.9	142.8	104.1	123.5	127.0	103.1	-0.4
SHF101	5	151.5	142.6	102.2	123.0	126.6	100.4	-2.3
SHF101	10	150.3	140.9	99.5	120.8	124.3	100.3	-6.4
SHF401	3	152.2	142.7	104.3	123.5	126.9	106.3	
SHF401	5	151.7	142.1	102.6	122.8	126.4	100.8	
SHF401	10	151.0	142.2	97.8	121.8	125.5	98.8	
SuperSyn 2150	3	152.2	142.2	103.1	123.3	126.7	105.2	
SuperSyn 2150	5	151.9	143.0	101.3	123	126.5	99.2	
SuperSyn 2150	10	151.4	142.1	96.0	121.8	125.3	98.7	

TABLE 25b. Molded part properties of plasticized mPP-2 propylene homopolymer

	wt% PAO	MFR	Tensile strength (kpsi)	Elongation to yield (%)	Flex 1% secant (kpsi)	HDT (°C)	Gardner RT (in-lbs)	NI RT (ft-lb/in)	RNI -18°C (ft-lb/in)
Control	0	16.6	5.20	8.6	230	107.8	22	1.02	2.45
SHF61	3	19.7	4.86	12.4	187	107.5	194	1.27	2.63
SHF61	5	22.5	4.40	15.0	161	99.8	189	0.80	6.04
SHF61	10	28.1	3.89	16.6	133	98.9	206	0.92	11.30
SHF101	3	19.5	4.73	12.8	188	104.1	167	0.68	2.75
SHF101	5	20.9	4.46	13.9	174	105.7	209	0.72	3.19
SHF101	10	26.7	3.85	16.5	140	95.7	251	0.91	8.99
SHF401	3	19.3	4.68	11.7	199	104.7	157	0.57	2.27
SHF401	5	21.4	4.39	12.7	182	100.6	186	0.62	2.84
SHF401	10	26.8	3.96	14.9	153	96.9	192	0.83	5.62
SuperSy n 2150	3	19.2	4.78	10.5	205	101.4	153	0.49	2.63
SuperSy n 2150	5	21.6	4.53	12.1	190	104.3	182	0.64	2.78
SuperSy n 2150	10	23.4	3.99	13.4	157	92.8	214	0.70	6.48

TABLE 26. Molded part properties of plasticized propylene random copolymers

Properties	RCP-3		RCP-4		
	no NFP (control)	25 wt% Exact [®] 3035	no NFP (control)	5 wt% Isopar V	5 wt% SHF-101
Tensile strength @ yield (psi)	4.7	3.2	4.2	4.0	4.0
Elongation @ yield (%)	12	16.7	13.4	16.7	17.2
Flex modulus 1% secant (kpsi)	167	102	146	108	116
HDT @ 66psi (°C)	84	70	78	73	72
Gardner impact @ 23°C (in- lbs)	273	210	242	226	226
Notched Izod impact @ 23°C (ft-lbs/in)	1.1	10.3	1.4	4.5	3.8
Haze (%)	--	--	9.9	8.6	10.2

RCP-3 contains 800 ppm CaSt, 800 ppm Ultanox626A, 500 ppm Tinuvin 622, 2500 ppm Millad 3940

RCP-4 contains 400 ppm CaSt, 400 ppm Irganox 3114, 400 ppm Ultanox626A, 1500 ppm Millad 3940, 800 ppm Atmer 129

5

Exact[®] 3035 is a metallocene ethylene-butene copolymer (3.5 MI, 0.90 g/cm³ density)

Table 27. Comparison of permanence of NFP in RCP-2 propylene random copolymer.

Blend composition	plasticizer KV at 100°C	% weight loss over time period				
		24 hr	48 hr	139 hr	167 hr	311 hr
PP	--	0.3	0.3	0.3	0.3	0.3
PP + 10% SHF-21	2	7.7	8.1	8.1	8.0	8.0
PP + 10% SHF-41	4	0.2	0.7	1.1	1.3	2.0
PP + 10% SHF-61	6	0.2	0.4	0.6	0.6	0.9
PP + 10% SHF-82	8	0.1	0.2	0.3	0.3	0.5
PP + 10% SHF-101	10	-0.1	0.2	0.2	0.1	0.3
PP + 10% Rudol	5	--	--	--	--	5.4

TABLE 28.
NFP content in polypropylene/NFP blends.

Polymer	NFP	Blend Method	Dry blend composition (wt% NFP)	extraction method (wt% NFP)	CRYSTAF method (wt% NFP)
Achieve™ 1654	SHF-101	Extruder	3	2.6	2.2 ± 0.1 ^a
			5	4.5	4.2 ± 0.1 ^a
			10	7.4	7.6 ± 0.1 ^a
			20	15.4	15.2 ± 0.5 ^a
PP 3155	SuperSyn 2150	Extruder	3	2.5 ^b	3.5
			6	5.5 ^b	6.5
PP 1024	SHF-101	Brabender	5	--	5.9
			10	--	10.3
			20	--	21.1
PP 1024	Isopar V	Brabender	5	--	3.9
			10	--	8.3
PP 7033N	SuperSyn 2150	Brabender	10	9.9	--
	Norpar 15	Brabender	10	6.5	--
	GTL6/MBS	Brabender	10	9.4	10.1

^a Average and standard deviation reported for results from triplicate CRYSTAF runs.

^b 12 hour reflux.

CLAIMS

We Claim:

1. A plasticized polyolefin composition comprising one or more polyolefins
5 and one of more non-functionalized plasticizers where the non-functionalized plasticizers have a kinematic viscosity ("KV") of 2 cSt or less at 100 °C.
2. The composition of claim 1 wherein the non-functionalized plasticizer
10 comprises at least 50 weight%, of C₆ to C₁₀₀ isoparaffins.
3. The composition of claim 1 wherein the non-functionalized plasticizer
comprises at least 50 weight% of C₅ to C₂₅ n-paraffins having less than 0.1
15 % aromatics.
4. The composition of claim 1 wherein the non-functionalized plasticizer
comprises at least 50 weight% of a dearomatized aliphatic hydrocarbon
comprising a mixture of normal paraffins, isoparaffins and cycloparaffins.
- 20 5. The composition of claim 1 wherein the non-functionalized plasticizer
comprises at least 50 weight% of a dearomatized aliphatic hydrocarbon
comprising a mixture of C₄ to C₂₅ normal paraffins, C₄ to C₂₅ isoparaffins
and C₄ to C₂₅ cycloparaffins.
- 25 6. A plasticized polyolefin composition comprising one or more polyolefins
and one of more non-functionalized plasticizers where the non-functionalized plasticizer comprises C₂₀ to C₁₅₀₀ paraffins having a Kinematic viscosity of 10 cSt or more at 100 °C and a viscosity index of
120 or more.
- 30 7. A plasticized polyolefin composition comprising one or more polyolefins
and one of more non-functionalized plasticizers where the non-

functionalized plasticizer comprises oligomers of C₅ to C₁₄ olefins having a Kinematic viscosity of 10 cSt or more at 100 °C and a viscosity index of 120 or more.

- 5 8. A plasticized polypropylene compositions comprising polypropylene and one or more non-functionalized plasticizers where the non-functionalized plasticizer comprises oligomers of C₆ to C₁₄ olefins having viscosity index of 120 or more, provided that when the plasticized composition comprises between 4 and 10 weight % of polyalphaolefin that is a hydrogenated,
10 highly branched dimer of an alpha olefin having 8-12 carbon atoms, the composition does not comprises between 18 and 25 weight percent of a linear low density polyethylene having a density of 0.912 to 0.935 g/cc.
- 15 9. A plasticized polypropylene compositions comprising polypropylene and one or more non-functionalized plasticizers where the non-functionalized plasticizer comprises oligomers of C₆ to C₁₄ olefins having viscosity index of 120 or more, provided that when the composition does not comprises an impact copolymer of polypropylene and 40-50 weight% of an ethylene propylene rubber or provided that the composition does not comprise a
20 random copolymer of propylene and ethylene.
- 25 10. The composition of any of claims 6 to 9 wherein the non-functionalized plasticizer comprises an oligomer of decene having a carbon number of 40-200.
11. The composition of any of claims 6 to 10 wherein the non-functionalized plasticizer comprises oligomers of 1-pentene, 1-hexene, 1-heptene, 1-octene, 1-nonene, 1-decene, 1-undecene and or 1-dodecene.
- 30 12. The composition of any of claims 6 to 11 wherein the non-functionalized plasticizer comprises oligomers of decene having a carbon number of 200 to 1500.

13. The composition of any of claims 6 to 12 wherein the non-functionalized plasticizer has a kinematic viscosity of 10 cSt at 100 °C.
- 5 14. The composition of any of claims 6 to 13 wherein the non-functionalized plasticizer has a VI of 130 or more.
- 10 15. A plasticized polyolefin composition comprising a polyolefin and a non-functionalized plasticizer where the plasticizer comprises a mineral oil having a saturates levels of 90% or more, sulfur contents of 0.03 % or less, and VI of 120 or more.
- 15 16. A plasticized polyolefin composition comprising a polyolefin and a non-functionalized plasticizer where the plasticizer comprises a mixture of branched and normal paraffins having from 6 to 50 carbon atoms and a ratio of branch paraffin to n-paraffin ratio ranging from 0.5:1 to 9:1.
- 20 17. The composition of claim 16 where the mixture comprises greater than 50 wt% mono-methyl species.
- 25 18. The composition of claim 16 or 17 where the plasticizer comprises a mixture of branched and normal paraffins having from 10 to 16 carbon atoms and a ratio of branch paraffin to n-paraffin ratio ranging from 1:1 to 4:1.
- 30 19. A plasticized polyolefin composition comprising one or more polyolefins and one or more non-functionalized plasticizers where the non-functionalized plasticizer comprises a linear or branched paraffinic hydrocarbon composition having a number average molecular weight of 500 to 20,000, having less than 10 % sidechains having 4 or more carbons, and having at least 1 or 2 carbon branches present at 15 weight % or more, and where the NFP comprises less than 2 weight % cyclic paraffins.

20. A plasticized polyolefin composition comprising one or more polyolefins and one or more non-functionalized plasticizers where the non-functionalized plasticizer has an Mn of 15,000 and an Mw of 60,000 or less and comprises: 1) a copolymer of a C₄ raffinate; 2) a poly(n-butene); or 3) a copolymer of at least isobutylene derived units, 1-butene derived units, and 2-butene derived units.
21. The composition according to any of the above claims where the plasticized composition decreases less than 1 % in weight when stored at 70 °C for 312 hours in a dry oven.
22. The composition according to any of the above claims where the non-functionalized plasticizer comprises 0.1 weight % or less of functional groups selected from hydroxide, aryls and substituted aryls, halogens, alkoxys, carboxylates, esters, carbon unsaturation, acrylates, oxygen, nitrogen, and carboxyl, based upon the weight of the NFP.
23. The composition according to any of the above claims where the non-functionalized plasticizer has a glass transition temperature (T_g) that cannot be determined or if it can be determined then the T_g is less than 30°C.
24. The composition according to any of the above claims where the non-functionalized plasticizer has a distillation range having a difference between the upper temperature and the lower temperature of 20 °C or less.
25. The composition according to any of the above claims where the non-functionalized plasticizer has an initial boiling point greater than 110 °C.
26. The composition according to any of the above claims where the non-functionalized plasticizer has a pour point of -15 °C or less.

27. The composition according to any of the above claims where the non-functionalized plasticizer has a specific gravity of less than 0.86.
- 5 28. The composition according to any of the above claims where the non-functionalized plasticizer has a specific gravity from 0.70 to 0.86.
29. The composition according to any of the above claims where the non-functionalized plasticizer has a final boiling point of from 115°C to 500°C.
- 10 30. The composition according to any of the above claims where the non-functionalized plasticizer has a weight average molecular weight between 2,000 and 100 g/mol.
- 15 31. The composition according to any of the above claims where the non-functionalized plasticizer has a flash point of -30 to 350°C.
32. The composition according to any of the above claims where the non-functionalized plasticizer has a dielectric constant at 20°C of less than 3.0.
- 20 33. The composition according to any of the above claims where the non-functionalized plasticizer has a density of from 0.70 to 0.83 g/cm³.
34. The composition according to any of the above claims where the non-functionalized plasticizer has a viscosity of from 0.5 to 20 cSt at 25°C.
- 25 35. The composition according to any of the above claims where the non-functionalized plasticizer has a carbon number of from 6 to 150.
- 30 36. The composition according to any of the above claims where the non-functionalized plasticizer has a carbon number of from 7 to 100.

37. The composition according to any of the above claims where the non-functionalized plasticizer has a carbon number of from 10 to 30.
38. The composition according to any of the above claims where the non-functionalized plasticizer has a carbon number of from 12 to 25.
39. The composition according to any of the above claims where the plasticized composition has a single glass transition temperature that is below that of the polyolefin itself.
40. The composition according to any of the above claims characterized in that the T_g of the plasticized composition is at least 4 °C lower than that of the neat polyolefin.
41. The composition according to any of the above claims characterized in that the T_g of the plasticized composition is at least 10 °C lower than that of the neat polyolefin.
42. The composition according to any of the above claims characterized in that the T_g of the plasticized composition is at least 15 °C lower than that of the neat polyolefin.
43. The composition according to any claims 30, 31 or 32 characterized in that the peak melting temperature of the neat polyolefin is within 1 to 4°C of the plasticized polyolefin.
44. The composition according to any claims 30, 31, 32 or 33 characterized in that the crystallization temperature of the neat polyolefin is within 1 to 4°C of the plasticized polyolefin.
45. The composition according to any of the above claims where the polyolefin comprises polypropylene.

46. The composition of any of the above claims where the polyolefin comprises isotactic polypropylene.
- 5 47. The composition of any of the above claims where the polyolefin comprises syndiotactic polypropylene.
48. The composition of any of the above claims where the polyolefin comprises highly isotactic polypropylene.
- 10 49. The composition of any of the above claims where the polyolefin comprises isotactic polypropylene.
50. The composition of any of the above claims where the polyolefin comprises an impact copolymer.
- 15 51. The composition of any of the above claims where the polyolefin further comprises an elastomer.
- 20 52. The composition of any of the above claims where the polyolefin further comprises a plastomer.
53. The composition of any of the above claims where the polyolefin has an Mw of 30,000 to 1,000,000 g/mol.
- 25 54. The composition of any of the above claims where the polyolefin has an Mw/Mn of 1.6 to 10.
55. The composition of any of the above claims where the polyolefin has a melting point (second melt) of 30 to 185 °C.
- 30 56. The composition of any of the above claims where the polyolefin has a

crystallinity of 5 to 80%.

57. The composition of any of the above claims where the polyolefin has a heat of fusion between 20 to 150 J/g.
- 5
58. The composition of any of the above claims where the polyolefin has a Gardner impact strength, tested on 0.125 inch disk at 23°C of 20 in-lb to 1000 in-lb.
- 10 59. The composition of any of the above claims where the polyolefin has a 1% secant flexural modulus of from 100 MPa to 2300 MPa
60. The composition of any of the above claims where the polyolefin has a melt flow rate from 0.3 to 500 dg/min.
- 15
61. The composition of any of the above claims where the polyolefin comprises a copolymer of propylene and from 0.5 to 30 weight % of one or more comonomers selected from the group consisting of ethylene, butene, pentene, hexene, heptene, octene, nonene, decene, dodecene, 4-methyl-pentene-1, 3-methyl pentene-1, 5-ethyl-1-nonene, and 3,5,5-trimethyl-hexene-1.
- 20
62. The composition of any of the above claims wherein the polyolefin comprises propylene, from 0 to 5 weight % of a diene, and from 2 wt% to 25 wt% ethylene, based on the total weight of the polymer and has a narrow compositional distribution; a melting point (T_m) of from 25°C to 120°C; a heat of fusion of from 50 J/g to 3 J/g; an M_w/M_n of from 1.5 to 5; and a melt index (MI) of less than 20 dg/min.
- 25
- 30 63. The polymer of claim 642 where the polyolefin has a tacticity index of 4 to 12.

64. The composition of any of the above claims where the polyolefin is present at 50 to 99.99 weight %, based upon the weight of the polyolefin and the non-functionalized plasticizer.
- 5 65. The composition of any of the above claims where non-functionalized plasticizer is present at 0.5 to 35 weight %, based upon the weight of the polyolefin and the non-functionalized plasticizer.
- 10 66. The composition of any of the above claims where non-functionalized plasticizer is present at 1 to 15 weight %, based upon the weight of the polyolefin and the non-functionalized plasticizer.
- 15 67. The composition of any of claims 1 to 68, wherein the polyolefin is a propylene impact copolymer or blend comprising from 40% to 95% by weight of a Component A and from 5% to 60% by weight of a Component B based on the total weight of copolymer; wherein Component A comprises propylene homopolymer or copolymer, the copolymer comprising 10% or less by weight ethylene, butene, hexene or octene comonomer; and wherein Component B comprises propylene copolymer, wherein the copolymer comprises from 5% to 70% by weight ethylene, butene, hexene and/or octene comonomer, and from 95% to 30% by weight propylene.
- 20
- 25 68. The composition of claim 67 wherein the refractive index of Component A and the refractive index of Component B are within 10 % of each other, and, optionally the refractive index of the non-functionalized plasticizer is within 20 % of Component A, Component B or both.
- 30 69. The composition of any of the above claims wherein polyethylene having a weight average molecular weight of from 500 to 10,000 is substantially absent and or wherein phthalates, adipates, trimellitate esters, and polyesters are substantially absent.

70. The composition of any of the above claims wherein the polyolefin comprises segments that are isotactic.
- 5 71. An article of manufacture comprising the composition of any of the above claims.
72. The article of manufacture of claim 71 where the article is selected from the group consisting of: cookware, storage ware, furniture, automotive components, boat components, toys, sportswear, medical devices, medical devices, sterilization containers, nonwoven fibers, nonwoven fabrics, drapes, gowns, filters, hygiene products, diapers, films, oriented films, sheets, tubes, pipes, films, sheets, fibers, woven fabrics, tubes, pipes, sporting equipment, tubing, pipes, wire jacketing, cable jacketing, agricultural films, geomembranes, bumpers, grills, trim parts, dashboards, instrument panels, exterior door components, hood components, spoiler, wind screen, hub caps, mirror housing, body panel, protective side molding, crates, containers, packaging, labware, office floor mats, instrumentation sample holders, sample windows; liquid storage containers, bags, pouches, bottles for storage and IV infusion of blood or solutions; packaging material for any medical device or drugs including unit-dose, blister pack, bubble pack, adhesives, shoe soles, gaskets, bellows, elastic fibers, and sealants.
- 10
- 15
- 20
- 25 73. A method to make an article of manufacture comprising subjecting the composition of any of claims 1 to 70 one or more of: injection molding, compression molding, transfer molding, casting, extruding, thermoforming, blow molding, spunbonding, meltblowing, laminating, pultrusion, fiber spinning, draw reduction, rotational molding, spinbonding, melt spinning, melt blowing; or combinations thereof.
- 30
74. A non-woven article comprising the composition of any of claims 1 to 70.

75. A method to make a non-woven article comprising melt blowing, spunbonding, film aperturing, and or staple fiber carding the composition of any of claims 1 to 70.

5

76. A method to make a non-woven fabric comprising extruding of fibers comprising the composition of any of claim 1 to 70 through a spinneret, drawing the fibers using high velocity air, laying the drawn fibers on an endless belt to form a web, and bonding the fibers to one another.

10

77. A method to make a plasticized polyolefin comprising polymerizing the polyolefin in a solution process and introducing a non-functional plasticizer that is soluble in the solvent medium into the polymer solution prior to removing the solvent.

15

78. A method to make a plasticized polyolefin comprising polymerizing the polyolefin in a bulk process and introducing a non-functional plasticizer that is soluble in the bulk medium into the polymer solution prior to removing the solvent.

20

Fig. 1 E' of Plasticized Propylene Polymers

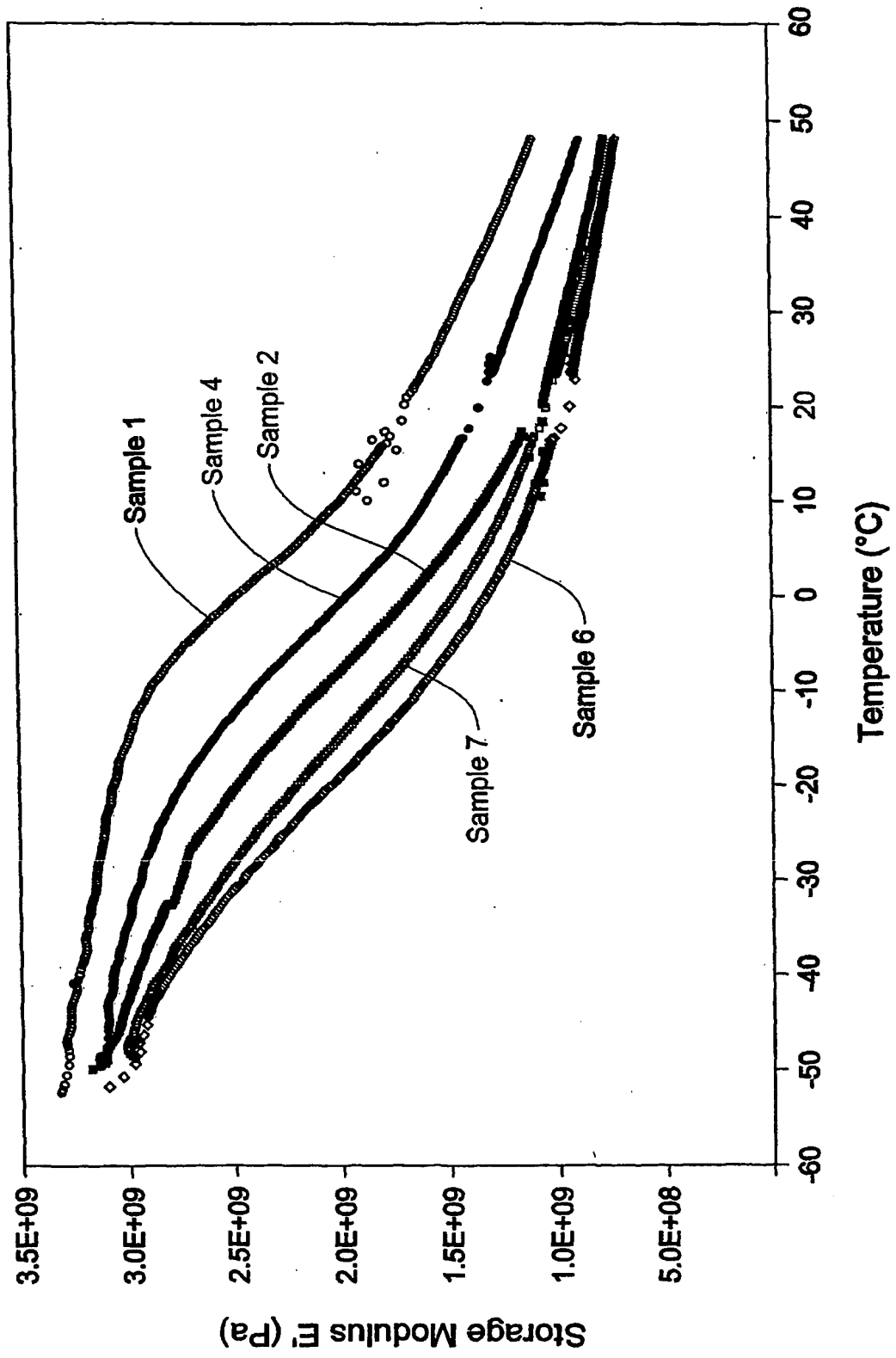


Fig. 2 Tan δ of Plasticized Propylene Polymers

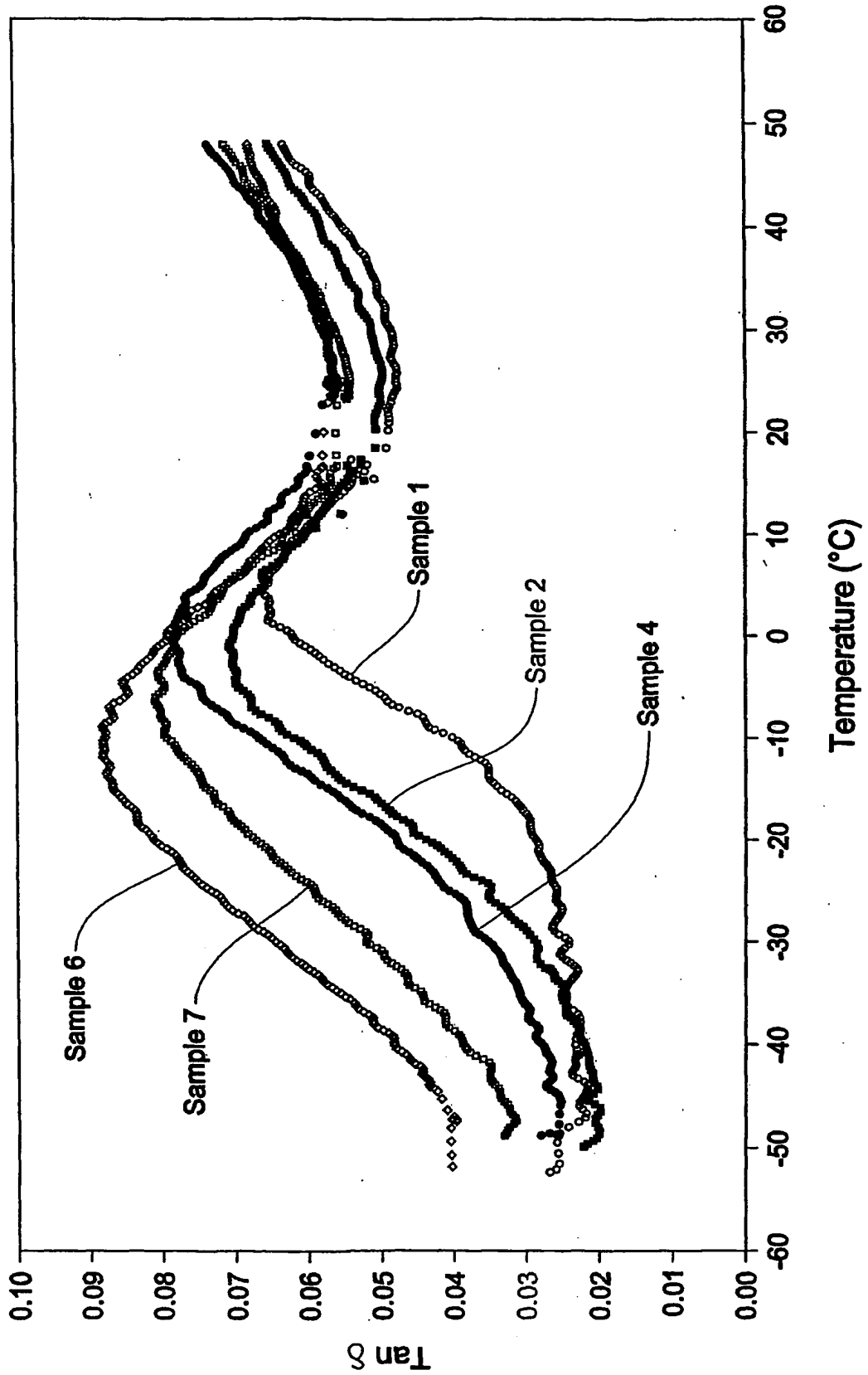


Fig. 3
Tan δ of Plasticized Propylene Copolymers

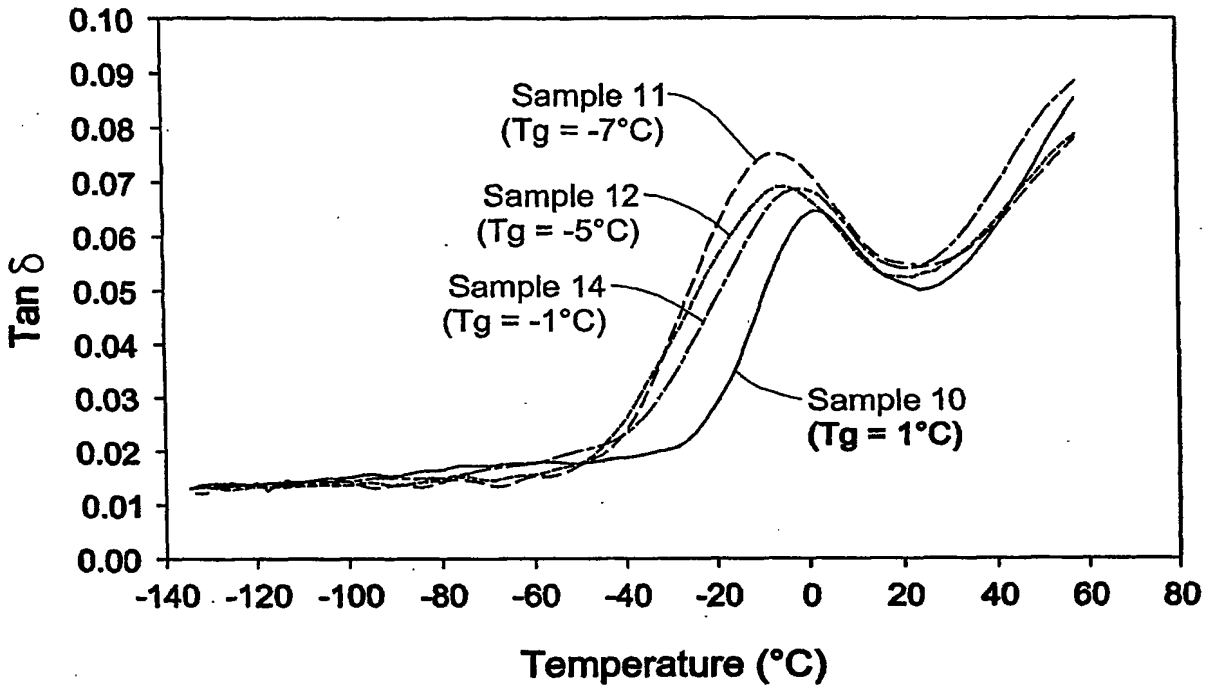


Fig. 4
Tan δ of Plasticized Propylene Impact Copolymers

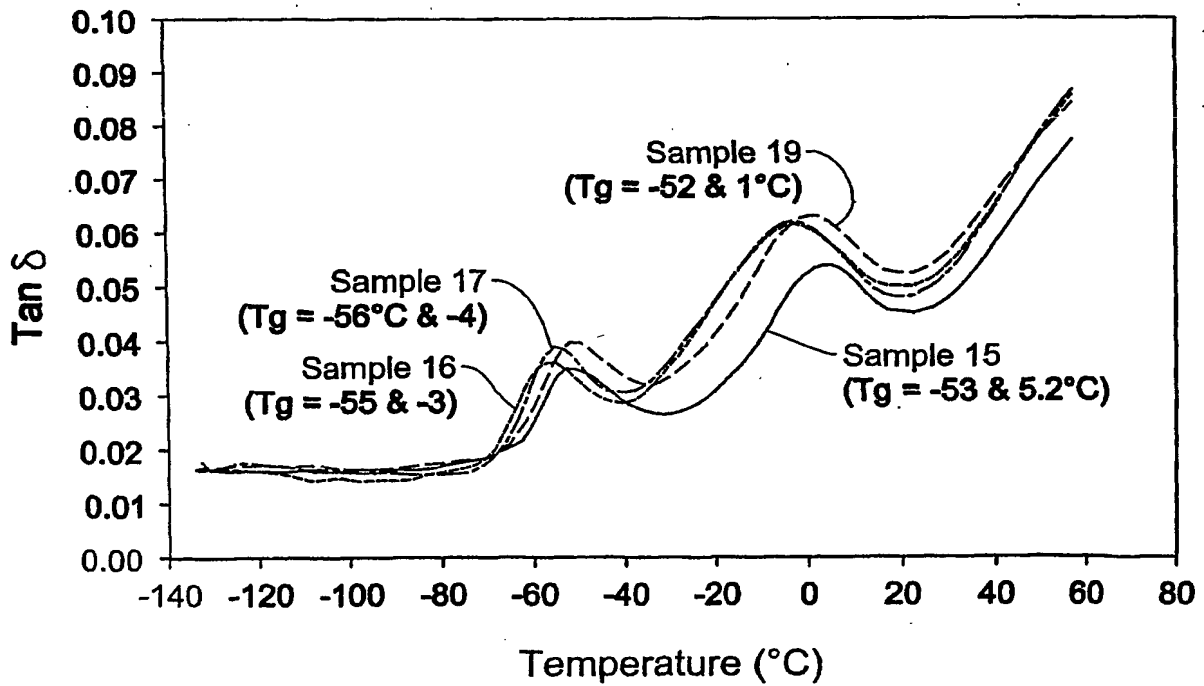


Fig. 5
DSC Melting of Plasticized Metallocene Propylene Polymers

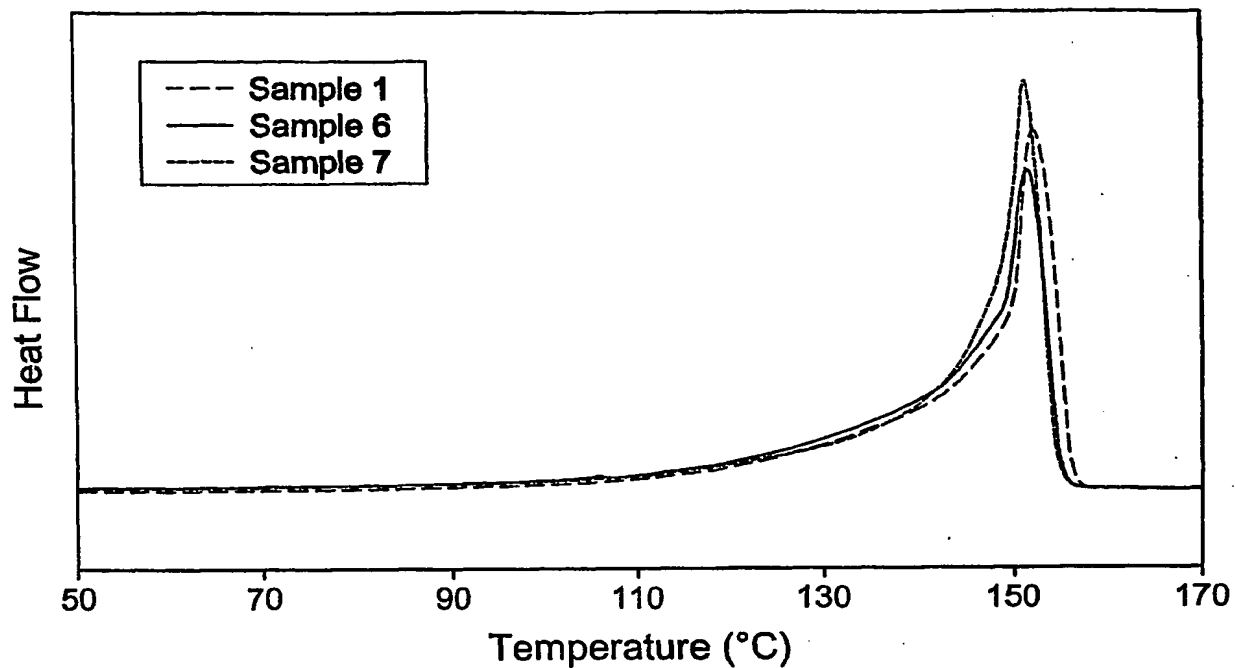


Fig. 6
DSC Crystallization of Plasticized Metallocene Propylene Polymers

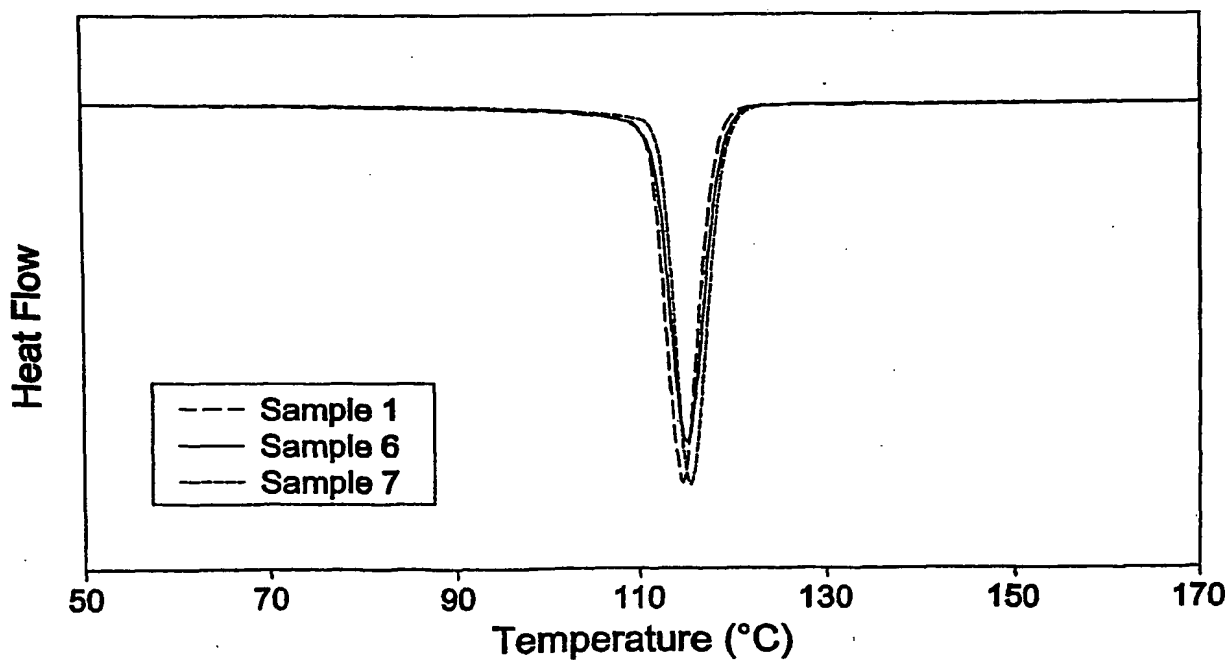


Fig. 7

DSC Melting of Plasticized Propylene Random Copolymers

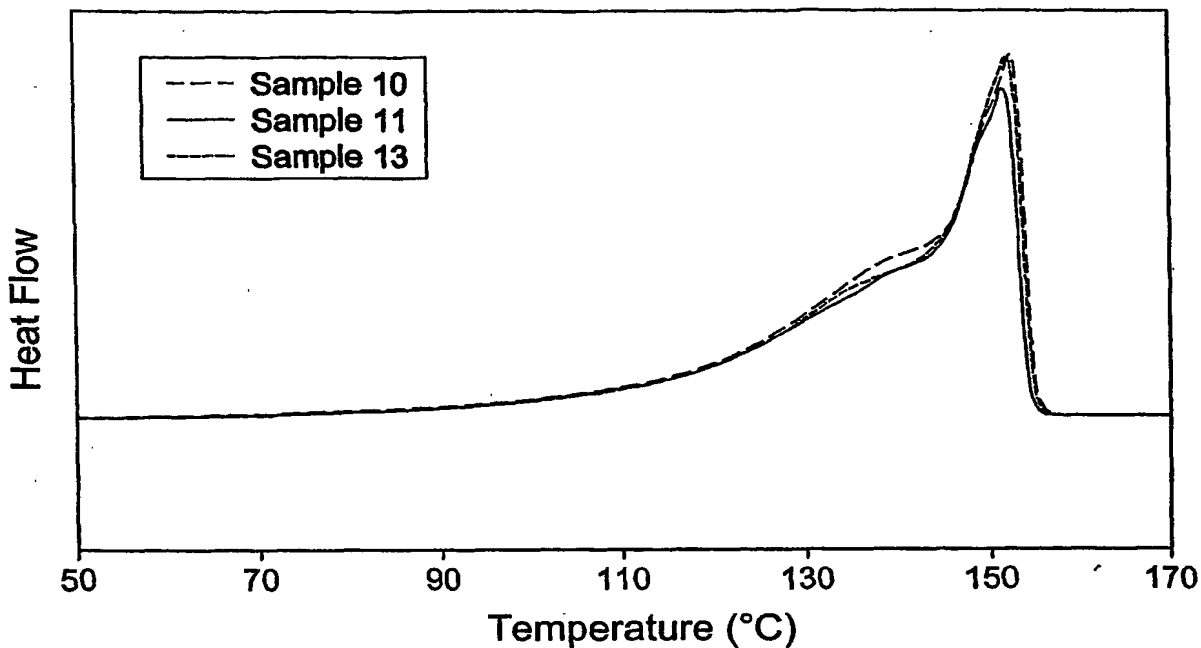


Fig. 8

DSC Crystallization of Plasticized Propylene Random Copolymers

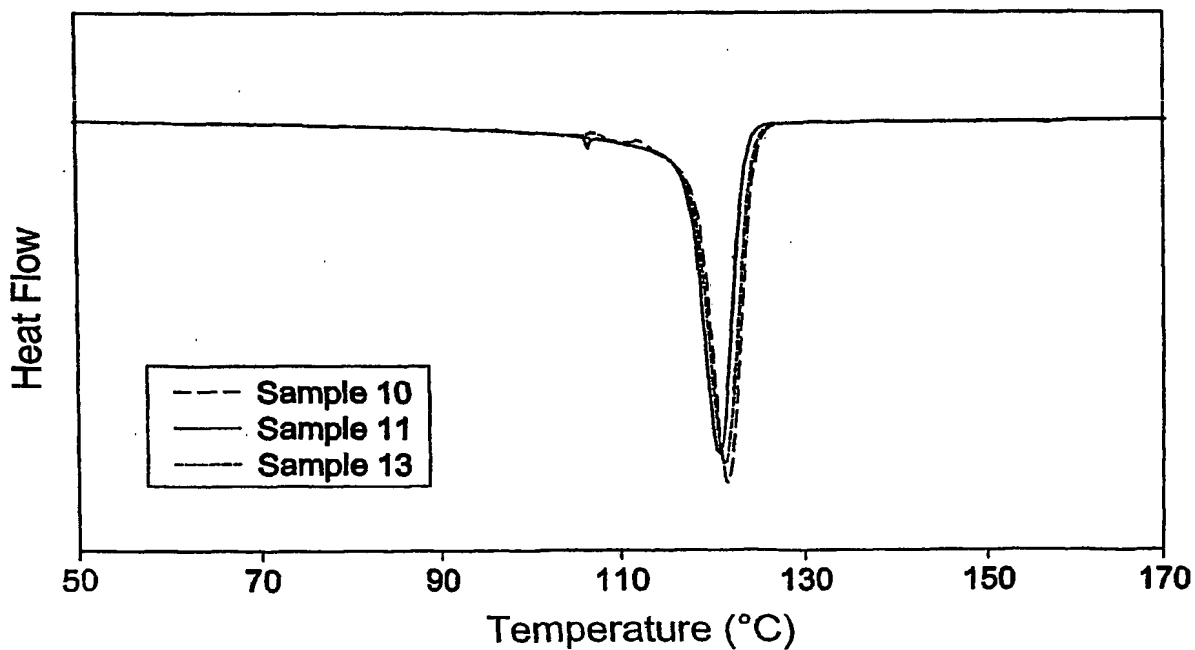


Fig. 9
DSC Melting of Plasticized Propylene Impact Copolymers

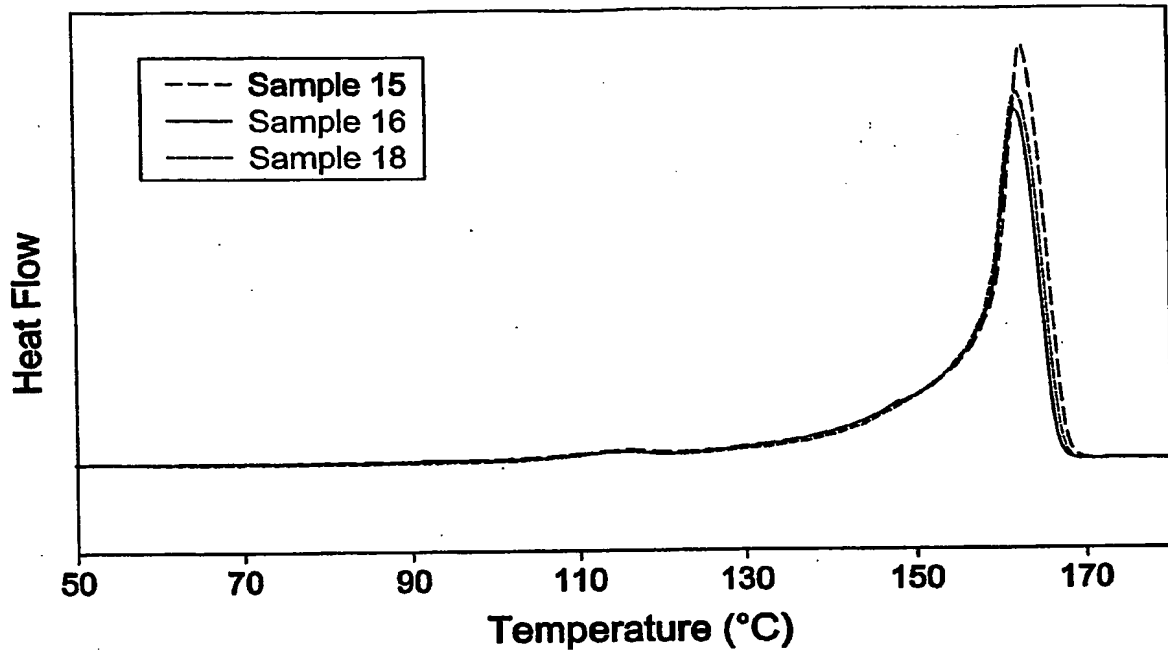


Fig. 10
DSC Crystallization of Plasticized Propylene Impact Copolymers

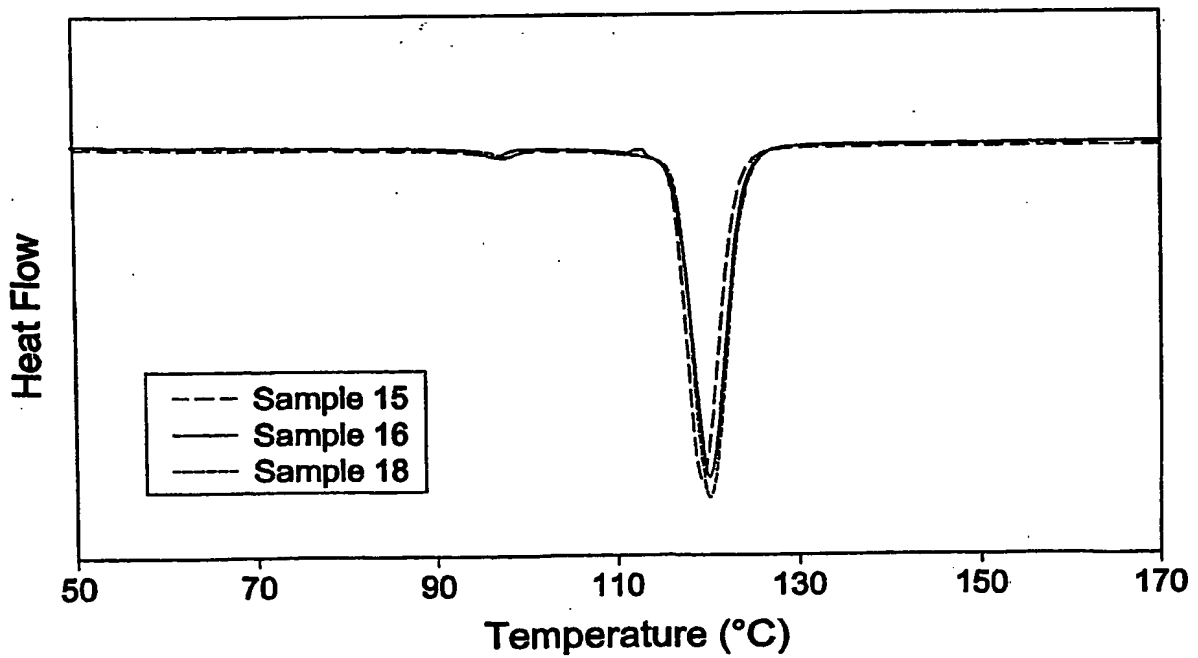


Fig. 11
Shear Viscosity of Plasticized Metallocene Propylene Homopolymers

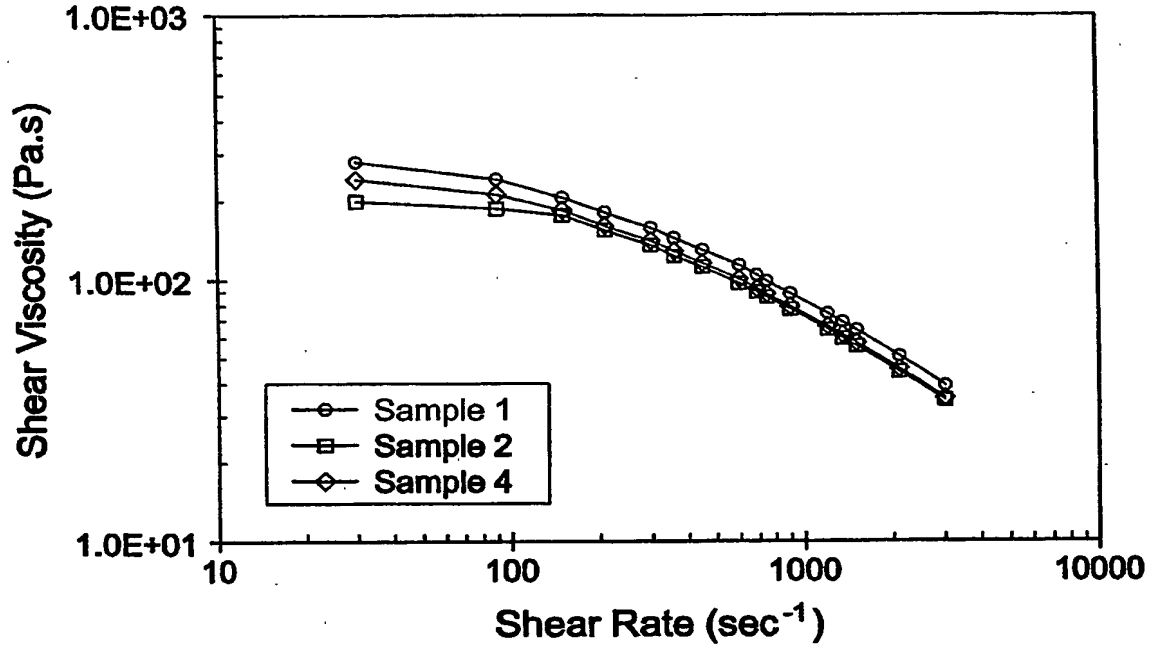


Fig. 12
Shear Viscosity of Plasticized Propylene Random Copolymers

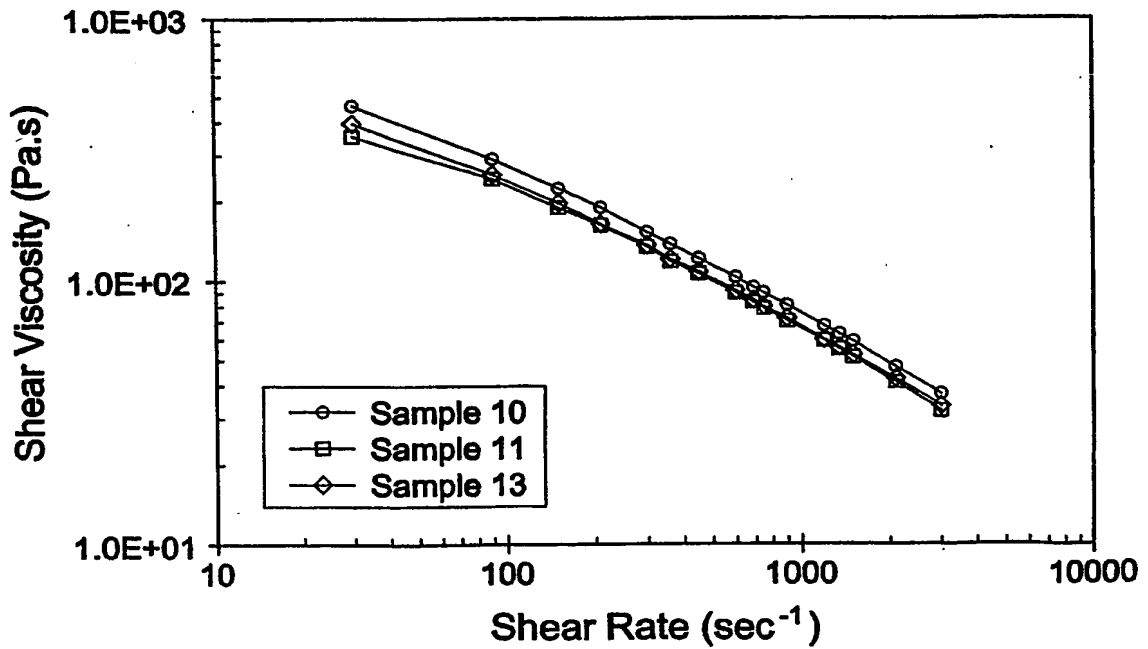


Fig. 13
Shear Viscosity of Plasticized
Propylene Impact Copolymers

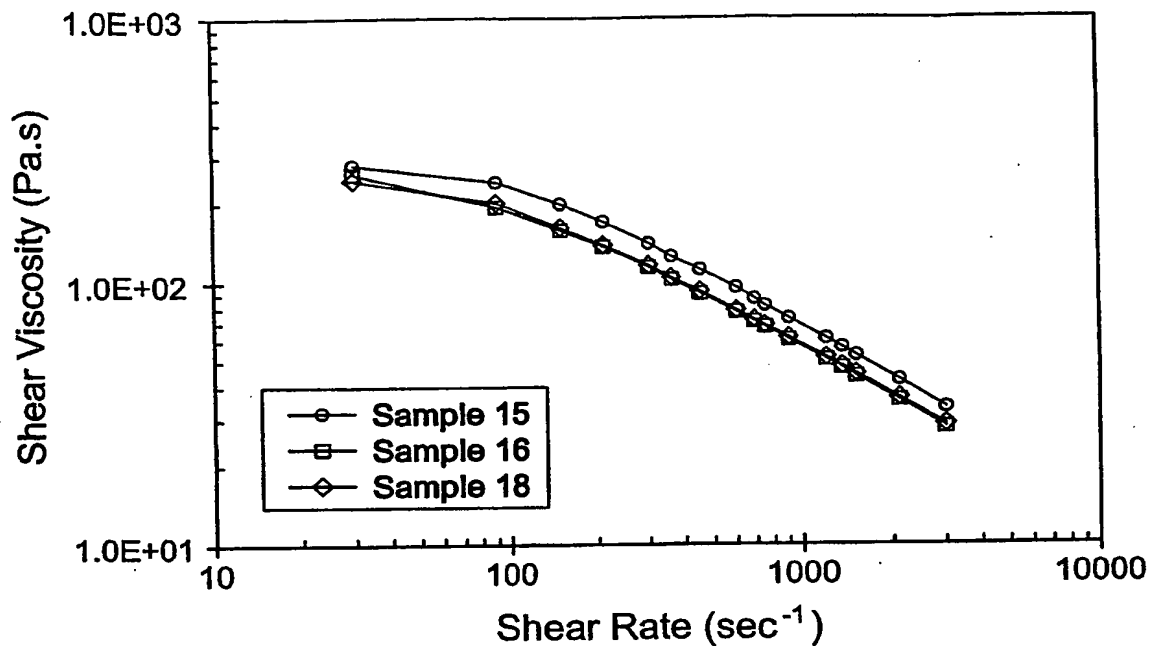
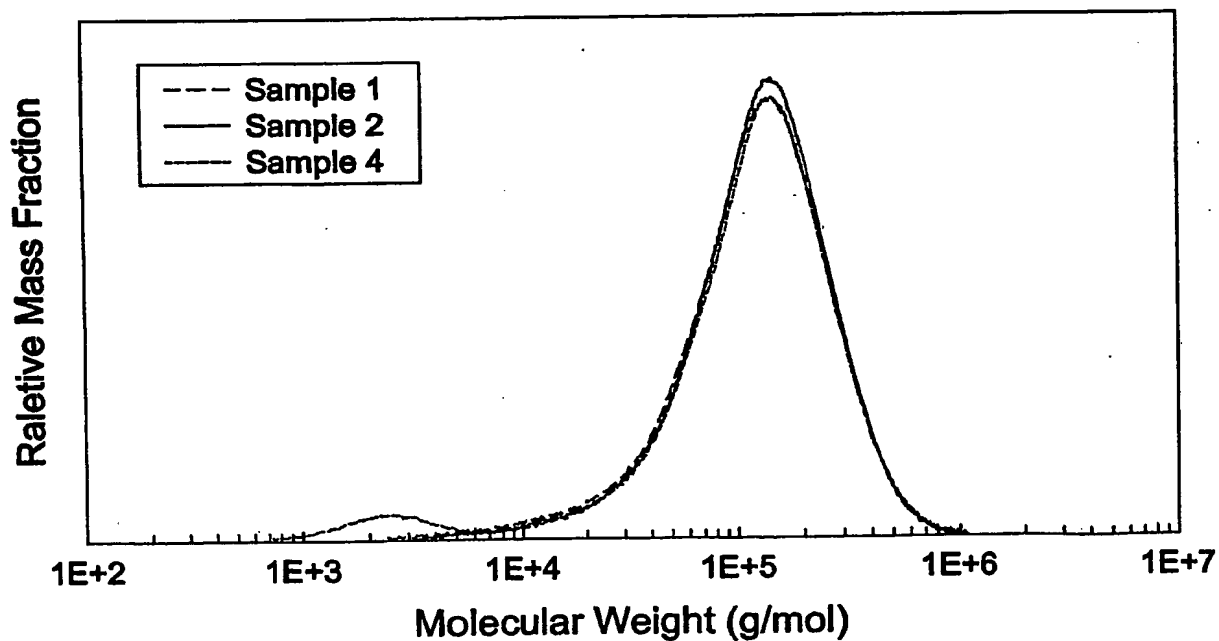


Fig. 14
Molecular Weight Distribution of
Plasticized Propylene Homopolymers



INTERNATIONAL SEARCH REPORT

Int'l Application No
PCT/US 03/25149

A. CLASSIFICATION OF SUBJECT MATTER
IPC 7 C08K5/01 C08L23/02 C08K5/00

According to International Patent Classification (IPC) or to both national classification and IPC

B. FIELDS SEARCHED

Minimum documentation searched (classification system followed by classification symbols)
IPC 7 C08K C08L

Documentation searched other than minimum documentation to the extent that such documents are included in the fields searched

Electronic data base consulted during the international search (name of data base and, where practical, search terms used)

EPO-Internal, WPI Data, PAJ

C. DOCUMENTS CONSIDERED TO BE RELEVANT

Category *	Citation of document, with indication, where appropriate, of the relevant passages	Relevant to claim No.
A	WO 01/18109 A (EXXON CHEMICAL PATENTS INC) 15 March 2001 (2001-03-15) cited in the application example 4	1, 21, 35
A	US 4 132 698 A (GESSLER ALBERT M ET AL) 2 January 1979 (1979-01-02) cited in the application examples 3, 4	1, 15, 20, 36, 56
A	EP 0 448 259 A (UNION CARBIDE CHEM PLASTIC) 25 September 1991 (1991-09-25) claim 1; example 1	1, 36
	-/--	

Further documents are listed in the continuation of box C.

Patent family members are listed in annex.

* Special categories of cited documents :

- *A* document defining the general state of the art which is not considered to be of particular relevance
- *E* earlier document but published on or after the international filing date
- *L* document which may throw doubts on priority claim(s) or which is cited to establish the publication date of another citation or other special reason (as specified)
- *O* document referring to an oral disclosure, use, exhibition or other means
- *P* document published prior to the international filing date but later than the priority date claimed

- *T* later document published after the international filing date or priority date and not in conflict with the application but cited to understand the principle or theory underlying the invention
- *X* document of particular relevance; the claimed invention cannot be considered novel or cannot be considered to involve an inventive step when the document is taken alone
- *Y* document of particular relevance; the claimed invention cannot be considered to involve an inventive step when the document is combined with one or more other such documents, such combination being obvious to a person skilled in the art.
- *&* document member of the same patent family

Date of the actual completion of the international search

24 May 2004

Date of mailing of the international search report

02/06/2004

Name and mailing address of the ISA
European Patent Office, P.B. 5818 Patentlaan 2
NL - 2280 HV Rijswijk
Tel. (+31-70) 340-2040, Tx. 31 651 epo nl,
Fax: (+31-70) 340-3016

Authorized officer

Engel, S

INTERNATIONAL SEARCH REPORT

International Application No
PCT/US 03/25149

C.(Continuation) DOCUMENTS CONSIDERED TO BE RELEVANT

Category *	Citation of document, with indication, where appropriate, of the relevant passages	Relevant to claim No.
X	EP 1 028 145 A (SUMITOMO RUBBER IND) 16 August 2000 (2000-08-16) page 3, line 55 - page 4, line 1; claims 1,4; example 1	1,2,4,6, 7,16,20, 36,42,56
X	US 4 073 782 A (OGAWA KAZUO ET AL) 14 February 1978 (1978-02-14) claim 1; examples	1,2,7
X	US 3 415 925 A (MARANS NELSON S) 10 December 1968 (1968-12-10) claim 1; examples	1,2,7,36

INTERNATIONAL SEARCH REPORT
Information on patent family members

International Application No. PCT/US 03/25149

Patent document cited in search report		Publication date	Patent family member(s)	Publication date
WO 0118109	A	15-03-2001	US 6639020 B1	28-10-2003
			BR 0014163 A	07-05-2002
			CA 2383762 A1	15-03-2001
			CN 1372578 T	02-10-2002
			EP 1228143 A1	07-08-2002
			JP 2003508621 T	04-03-2003
			WO 0118109 A1	15-03-2001
			US 2003130422 A1	10-07-2003
			US 2004034170 A1	19-02-2004
US 4132698	A	02-01-1979	NONE	
EP 0448259	A	25-09-1991	US 5076988 A	31-12-1991
			EP 0448259 A2	25-09-1991
			JP 1984978 C	25-10-1995
			JP 4220435 A	11-08-1992
			JP 7005750 B	25-01-1995
EP 1028145	A	16-08-2000	JP 3396178 B2	14-04-2003
			JP 2000230090 A	22-08-2000
			DE 60001077 D1	06-02-2003
			DE 60001077 T2	02-10-2003
			EP 1028145 A1	16-08-2000
			US 6337364 B1	08-01-2002
US 4073782	A	14-02-1978	JP 988689 C	26-02-1980
			JP 51087554 A	31-07-1976
			JP 54023378 B	13-08-1979
			AU 1065376 A	18-08-1977
			BE 838042 A1	14-05-1976
			CA 1040775 A1	17-10-1978
			DE 2603500 A1	05-08-1976
			FR 2299361 A1	27-08-1976
			GB 1487051 A	28-09-1977
			IT 1055045 B	21-12-1981
			NL 7600970 A ,B	03-08-1976
US 3415925	A	10-12-1968	NONE	